

TM 5-3805-380-24P

TECHNICAL MANUAL

**UNIT, DIRECT SUPPORT AND
GENERAL SUPPORT MAINTENANCE
PARTS LIST**

**HIGH SPEED SELF-PROPELLED COMPACTOR
MODEL 815F
NSN 3805-01-431-8439
END ITEM CODE (EIC) E5E**

DISTRIBUTION STATEMENT A: Approved for public release; distribution is unlimited.

HEADQUARTERS, DEPARTMENT OF THE ARMY
AUGUST 1999

TM 5-3805-380-24P

INSERT LATEST UPDATED PAGES / WORK PACKAGES. DESTROY SUPERSEDED DATA

LIST OF EFFECTED PAGES / WORK PACKAGES

Note: The portion of text or illustration effected by the updates is indicated by a vertical line in the outer margins of the page. Updates to wiring diagrams are indicated by shaded areas.

Dates of issue for original and updated pages / work packages are:

Original .. 0 .. 15 June 88

Revision .. 0

TOTAL NUMBER OF PAGES FOR FRONT AND REAR MATTER IS 28 AND TOTAL NUMBER OF WORK PACKAGES IS 0 CONSISTING OF THE FOLLOWING:

Page / WP	*Revision	Page / WP	*Revision	Page / WP	*Revision
No.	No.	No.	No.	No.	No.
C-1 – C-3	0				
D-1 – D-6	0				
1 - 6	0				
FIGS. 10 - 383	0				
i.1 – i.27	0				

MACHINE IDENTIFICATION

Caterpillar machines are identified with SERIAL NUMBERS and/or PRODUCT IDENTIFICATION NUMBERS (PIN). These numbers are assigned to the chassis and to the engine. The chassis and the engine also carry ARRANGEMENT NUMBERS and in some cases MODIFICATION NUMBERS. These numbers are shown on the SERIAL NUMBER or PIN plates and on the MASTER PLATE in the operator's compartment.

Caterpillar dealers need all of these numbers to determine which components were included on the machine when it was assembled at the factory. This permits accurate identification of replacement part numbers.

ORDERING PARTS

Quality Caterpillar Replacement parts are available from Caterpillar dealers throughout the world. Their parts inventories are up to date and include all parts normally required to protect your investment in Caterpillar machines. Some dealers may offer repair kits, exchange components or remanufactured parts to allow selection of the most effective repair alternative for a specific situation. When ordering parts, your order should specify the quantity, part number, part name and the serial number/product identification number.

HOW TO USE THE PARTS MANUAL

Caterpillar Parts Manuals include illustrations of the groups or assemblies which make up the machine. These illustrations show the standard components and many of the attachments for each machine.

The maintenance part index located in the front of the manual references most frequently used maintenance part numbers with description, quantity, where used and page number. The alphabetical index also located in the front of the manual should be used to determine the page number on which specific illustrations are shown. Reference to those pages will identify each of the individual serviceable parts. A numerical index listing each part number and the corresponding page number (s) appears in the back of the manual.

The Parts Manual is organized by major systems and by alphabetical order of the standard part names within each system.

Captions

The caption under each illustration identifies the part number and name of the group or assembly shown. Part numbers of groups are shown for reference purposes. Your Caterpillar dealer can help you identify the availability of a complete group. If more than one illustration is included for any group, the caption identifies the specific machine serial numbers to which each illustration applies. In some cases it is not possible to determine the specific machine serial numbers to which different illustrations are applicable. In those cases the caption identifies the illustration as "TYPE 1", "TYPE 2", etc. Reference to the actual group or assembly is necessary in those cases to determine which illustration should be used. Captions provide additional information such as page number references to separate illustrations, quantities used and other informational assistance for the user to determine parts needs.

Abbreviations and Symbols

O.D. OUTSIDE DIAMETER
I.D. INSIDE DIAMETER
A NOT PART OF THIS GROUP
B USE AS REQUIRED
C CHANGE FROM PREVIOUS TYPE
D ORDER BY THE METER
E ORDER BY THE CENTIMETER
F NOT SHOWN
G ORDER BY THE INCH
I SEE HOSE FABRICATION GUIDE
M METRIC PART
R REMFG PART MAY BE AVAILABLE
Y SEPARATE ILLUSTRATION
Z NOT SERVICED SEPARATELY

Illustration Reference Letters

When necessary, illustrations contain reference letters (A, B, C etc.) that are intended to track lines and harnesses from one point to another. They are also used to show where to reconnect illustrations that have been separated.

Ref No

The numbers shown in this column refer to the numbers shown within the illustration. To identify any item within the illustration, first determine its reference number, then refer to the same number in the Ref. No. column for information regarding that part.

Part Number

The identifying number of a part.

Qty

The quantities shown in this column indicate the total number of that item used in this illustration.

Part Name

Information in this column provides the name of the part as well as additional information such as size which further identifies the part.

Indented Part Names

Within each illustration is a parts list identifying each serviceable part. When a part name is indented, it is a part of the item under which it is indented.

NOTE:

Continuing improvement and advancement of product design may cause changes to your machine which may not be included in this publication. Each publication is reviewed and revised as required to update and include these changes in later editions.

Whenever a question arises regarding your Caterpillar product or this publication, please consult your Caterpillar dealer for the latest available information.

UNIT, DIRECT SUPPORT AND
 GENERAL SUPPORT MAINTENANCE
 PARTS LIST

HIGH SPEED SELF-PROPELLED COMPACTOR
 MODEL 815F
 NSN 3805-01-431-8439
 END ITEM CODE (EIC) E5E

REPORTING ERRORS AND RECOMMENDING IMPROVEMENTS

You can help improve this publication. If you find any mistakes or if you know of a way to improve the procedures, please let us know. Submit your DA Form 2028-2 (Recommended Changes to Equipment Technical Publications), through the Internet, on the Army Electronic Product Support (AEPS) website. The Internet address is <http://aeprs.ria.army.mil>. If you need a password, scroll down and click on "ACCESS REQUEST FORM". The DA Form 2028 is located in the ONLINE FORMS PROCESSING section of the AEPS. Fill out the form and click on SUBMIT. Using this form on the AEPS will enable us to respond quicker to your comments and better manage the DA Form 2028 program. You may also mail, fax or email your letter, DA Form 2028, or DA Form 2028-2 direct to: Commander, U.S. Army Tank-automotive and Armaments Command, ATTN: AMSTA-AC-NML, Rock Island, IL 61299-7630. The email address is amsta-ac-nml@ria.army.mil. The fax number is DSN 793-0726 or Commercial (309) 782-0726.

DISTRIBUTION STATEMENT A: Approved for public release; distribution is unlimited.

MAINTENANCE PARTS

DESCRIPTION	PART NO.	QTY	WHERE USED	PAGE NO.
BATTERY (12 VOLT)	9X9720	2	BATTERY & WIRING GROUP	95
BELT DRIVE	9X8139	1	LAMP GP-ROTATING WARNING	99
BLADE AS-WIPER	6V5851	1	WIPER GP-WINDSHIELD	361
BLADE-WIPER	5C8813	1	CASE AND PARTS GP-PLANETARY	137
			FILLER GP-POWER TRAIN OIL	144
BREATHER AS-CRANKCASE	2W9162	1	BREATHER GP	29
CAP	3W6398	1	BOTTLE GP-WINDSHIELD WASHER	282
CAP AS	6V9829	1	CONTROL GP-SERVICE BRAKE	223
CAP AS-FUEL TANK	7X7700	1	TANK GP-FUEL	85
CAP AS-OIL FILLER	7S1803	1	FILLER GP-OIL	29
CAP DUST	8C3445	1	BASE GP-OIL FILTER	28
CAP FILLER (HYDRAULIC)	7H1447	1	TANK & FILTER GP-HYDRAULIC	263
CAP-FUSE HOLDER	7N2867	1	PANEL GP-INSTUMENT1	321
		1	PANEL GP-INSTUMENT1	232.02
		1	PANEL GP-INSTUMENT1	327
		1	PANEL GP-INSTUMENT1	329.02
CAP-OIL FILLER	6G9333	1	FILLER GP-POWER TRAIN OIL	144
CAP-RADIATOR	6L8617	1	RADIATOR GP	51
CIRCUIT BREAKER AS (15 AMP)	6N8589	1	PANEL GP-INSTRUMENT	321
		1	PANEL GP-INSTRUMENT	323.02
		1	SEAT GP-SUSPENSION	343
CIRCUIT BREAKER AS (15 AMP) (ENGINE SHUTDOWN)	6N8589	1	WIRING GP-RELAY PANEL	131.02
		1	WIRING GP-RELAY PANEL	132.01
CIRCUIT BREAKER AS (15 AMP) (RUNNING LAMP)	3T2662	1	WIRING GP-RELAY PANEL	132.01
CIRCUIT BREAKER AS (15 AMP) (RUNNING LAMP)	3T2662	1	WIRING GP-RELAY PANEL	131.02
CIRCUIT BREAKER AS (80 AMP) (ALTERNATOR)	9S4693	1	WIRING GP-RELAY PANEL	131.02
		1	WIRING GP-RELAY PANEL	132.01
CIRCUIT BREAKER AS (80 AMP) (MAIN)	9S4693	1	WIRING GP-RELAY PANEL	132.01

MAINTENANCE PARTS

DESCRIPTION	PART NO.	QTY	WHERE USED	PAGE NO.
CIRCUIT BREAKER AS (80 AMP) (MAIN)	9S4693	1	WIRING GP-RELAY PANEL	131.02
CONVERTER-POWER	1191733	1	WIRING GP-CAB	125
ELEMENT AS-FUEL FILTER PRIMARY	9M2341	1	PUMP GP-FUEL PRM & PRIM FILTER	80
ELEMENT AS-HYDRAULIC	1R0719	1	FILTER GP-TRANSMISSION	146
ELEMENT AS-JACKET WATER HEATER	9G6657	1	HEATER GP-JACKET WATER	98
ELEMENT AS-PRIMARY	6I2503	1	AIR CLEANER GP	54
ELEMENT AS-SECONDARY	6I2504	1	AIR CLEANER GP	54
ELEMENT-FILTER	4T3131	1	FILTER GP-TRANSMISSION	146
	9J5461	2	TANK & FILTER GP-HYDRAULIC	263
FILTER	4N5834	1	PUMP GP-WATER	47
FILTER AS-FUEL	1R0750	1	FILTER GP-SECONDARY	67
FILTER AS-OIL	1R0739	1	COOLER GP-FLTR BASE & ENG OIL	36
FILTER-AIR	3E0410	1	DUCT & CONTROL GP	291
	3E0411	1	DUCT & CONTROL GP	291
	7X6041	1	DUCT & CONTROL GP	291
	9X3352	1	DUCT & CONTROL GP	291
FILTER-SCREEN	8T5913	2	BOTTLE GP-WINDSHIELD WASHER	282
FITTING-GREASE	3B8489	1	SLIP JOINT GP	165
		2	HITCH GP-ARTICULATED	196
		1	LINES GP-GREASE	202
		2	CYLINDER & MTG GP-STEERING	230
		2	PUSH ARM GP	275
FUSE	3K8782	4	WIRING GP-RELAY PANEL	131.02
		10	PANEL GP-INSTRUMENT	321
		10	PANEL GP-INSTRUMENT	323.02
FUSE (10 AMP)	3K8782	4	WIRING GP-RELAY PANEL	132.01
		14	PANEL GP-INSTRUMENT	327
		14	PANEL GP-INSTRUMENT	329.02
GASKET (PRIM FUEL FILT)	8H2778	1	PUMP GP-FUEL PRM & PRIM FILTER	80
GASKET-COVER	8S1605	1	COVER GP-VALVE MECHANISM	8
GASKET-OIL PAN	8S1965	1	PAN GP-OIL	20
INDICATOR-AIR FILTER SERVICE	1W0613	1	AIR CLEANER GP	53

MAINTENANCE PARTS

DESCRIPTION	PART NO.	QTY	WHERE USED	PAGE NO.
KEY	5P8500	1	COVER GP-HYDRAULIC TANK CAP	246
		2	COVER GP-HYDRAULIC TANK CAP	246
		2	GUARD GP-VANDALISM	294
		1	SWITCH AS-DISCONNECT	116
KIT-CAP FILTER	9X2205	1	TANK GP-FUEL	85
LAMP	9X3463	1	LAMP GP-FLOOD	99
		1	LAMP GP-SIGNAL	100
		1	LAMP GP-ROTATING WARNING	99
LAMP-MINIATURE	7N9943	1	LINER GP-OPERATOR COMPARTMENT	305
LAMP-MINIATURE (24V)	7N5876	8	PANEL GP-INSTRUMENT	323
		8	PANEL GP-INSTRUMENT	323.04
		7	PANEL GP-INSTRUMENT	329
		7	PANEL GP-INSTRUMENT	329.04
LAMP-MINIATURE (28 VOLT)	7N5876	14	PANEL GP-INSTRUMENT	319
		14	PANEL GP-INSTRUMENT	325
	9W2111	1	PANEL GP-INSTRUMENT	319
		1	PANEL GP-INSTRUMENT	325
PADLOCK GP	5P8502	1	COVER GP-HYDRAULIC TANK CAP	246
		4	GUARD GP-VANDALISM	294
REGULATOR-WATER TEMPERATURE	1118010	1	HOUSING & REGULATOR GP	38
SCREEN AS	8N6680	1	PUMP GP-GOV & FUEL INJ	83
SCREEN-SUCTION	4S8598	1	GEAR GP-OUTPUT TRANSFER	150
SEAL-O-RING	2S8439	1	FILTER GP-TRANSMISSION	146
	9X8600	1	TANK GP-FUEL	85
SEAL-O-RING (91.67MM ID)	8H7521	1	GEAR GP-OUTPUT TRANSFER	150
SEAT BELT GP	8Y3792	1		342
STRAINER AS	5D7927	1	TANK & FILTER GP-HYDRAULIC	263
STRAINER-FUEL TANK	9P7121	1	TANK GP-FUEL	85
V-BELT	1P9744	1	COMPRESSOR GP-REFRIGERANT	286
V-BELT SET	7C3559	1	PULLEY GP	22

INDEX

Name	Page	Name	Page
A			
ACCUMULATOR GP	212	CAP-OIL FILLER	144
ACTUATOR GP-BRAKE	216	CAP-RADIATOR	51
ADAPTER GP-FAST FILL FUEL	62	CAPSULE AS-PLUNGER	240
	63	CARTRIDGE GP	241
AFTERCOOLER GP-WATER	52		242
AIR CLEANER GP	53	CARTRIDGE GP-TURBOCHARGER	61
	54	CASE & PARTS GP-PLANETARY	136
AIR CONDITIONER AR	278	CHASSIS AR	2
AIR CONDITIONER GP	279	CIRCUIT BREAKER AS (15 AMP)	321
ALARM GP	87		323.02
ALARM-BACKUP	119		343
ALTERNATOR GP-CHARGING	88	CIRCUIT BREAKER AS (15 AMP) (ENGINE SHUTDOWN)	131.02
	90		132.01
	91.01	CIRCUIT BREAKER AS (15 AMP)(RUNNING LAMP).....	132.01
ANTENNA AS	303	CIRCUIT BREAKER AS (15 AMP) (RUNNING LAMP).....	131.02
ARMREST GP	280	CIRCUIT BREAKER AS (80 AMP)(ALTERNATOR).....	131.02
	281		132.01
AXLE AR-FIXED	133	CIRCUIT BREAKER AS (80 AMP)(MAIN) ..	132.01
AXLE AR-NOSPIN	133	CIRCUIT BREAKER AS (80 AMP) (MAIN)	131.02
AXLE AR-OSCILLATING	134	CLEANER BAR GP	183
B			
BASE GP-OIL FILTER	28		183.01
BATTERY (12 VOLT)	95		183.02
BATTERY & WIRING GP	92	COMPRESSOR GP-CLUTCH & REFRIG	285
BELT-DRIVE	99	COMPRESSOR GP-REFRIGERANT	286
BLADE AS-WIPER	361	CONDENSER & MOUNTING GP	287
BLADE GP-STRAIGHT	272	CONTROL GP-CAT MON SYS ELEK	325
BLADE-WIPER	359	CONTROL GP-CAT MON SYS ELEK (MODULE).....	319
BOTTLE GP-WINDSHIELD WASHER	282	CONTROL GP-ELECTRONIC (ENGINE SHUTDOWN)	95
BRAKE & PLANETARY GP	135	CONTROL GP-FOOT BRAKE	217
BRAKE GP-PARKING	213	CONTROL GP-FUEL RATIO	64
	214	CONTROL GP-MON SYS DIMMER ELEK	98
	215	CONTROL GP-MON SYS DIMMER ELEK (DIMMER).....	319
	216		325
BREATHER (PRESSURE RELIEF)	137	CONTROL GP-PARKING BRAKE	218
	144	CONTROL GP-PILOT OPERATED HYD	243
BREATHER AS-CRANKCASE	29		244
BREATHER GP	29	CONTROL GP-SERVICE BRAKE	219
BULLDOZER AR-STRAIGHT	273	CONTROL GP-STEERING	228
C			
CAB AR	283	CONTROL GP-TRANSMISSION	138
CAMSHAFT GP	7		139
CANOPY AR	284		139.02
CAP	282	CONTROL GP-TRANSMISSION HYD	140
CAP AS	223	CONVERTER-POWER	125
CAP AS-FUEL TANK	85	COOLER GP-FLTR BASE & ENG OIL	35
CAP AS-OIL FILLER	29		36
CAP-DUST	28	COOLER GP-TRANSMISSION OIL	37
CAP-FILLER (HYDRAULIC)	263	CORD AS-HEATER	98
CAP-FUSE HOLDER	321	COVER GP-CYLINDER BLOCK	7
	323.02	COVER GP-FRONT HOUSING	8

INDEX

Name	Page	Name	Page
COVER GP-HYDRAULIC TANK CAP	246	FILM-FACE	319
COVER GP-SHIPPING	141	FILM-IDENTIFICATION	121
COVER GP-VALVE MECHANISM	8	FILM-MONITOR	325
CRANKSHAFT GP	9	FILM-PANEL	321
CRANKSHAFT SEAL	23	FILM-PANEL (SWITCHES)	323.02
CYLINDER & MTG GP-STEERING	230	FILM-PANEL (SWITCHES)	327
CYLINDER & SEAL GP-STEERING	230	FILM-PANEL (SWITCHES)	329.02
CYLINDER AR-TILT	249	FILM-PANEL (SWITCHES)	327
CYLINDER BLOCK AS	10	FILM-PANEL (SWITCHES)	329.02
CYLINDER BLOCK COVER	7	FILM-PANEL (SWITCHES)	329.02
CYLINDER BLOCK GP	11	FILM-PANEL (SWITCHES)	329.02
CYLINDER BLOCK GP	12	FILM-PANEL (SWITCHES)	329.02
CYLINDER GP-LIFT	247	FILM-PANEL (SWITCHES)	329.02
CYLINDER GP-STEERING	231	FILM-PANEL (SWITCHES)	329.02
CYLINDER GP-TILT	248	FILM-PANEL (SWITCHES)	329.02
CYLINDER HEAD FASTENER	15	FILM-PANEL (SWITCHES)	329.02
CYLINDER HEAD GP	13	FILM-PANEL (SWITCHES)	329.02
	13.01	FILM-PANEL (SWITCHES)	329.02
D			
DAMPER GP	14	FILM-PANEL (SWITCHES)	329.02
DASH GP	288	FILM-PANEL (SWITCHES)	329.02
DIFFERENTIAL GP	142	FILM-PANEL (SWITCHES)	329.02
DIFFERENTIAL GP-NOSPIN	143	FILM-PANEL (SWITCHES)	329.02
DOOR GP-BATTERY	184	FILM-PANEL (SWITCHES)	329.02
DRAWBAR GP	185	FILM-PANEL (SWITCHES)	329.02
DRIVE GP-FAN	14	FILM-PANEL (SWITCHES)	329.02
DUCT & CONTROL GP	290	FILM-PANEL (SWITCHES)	329.02
DUST EJECTOR GP	55	FILM-PANEL (SWITCHES)	329.02
E			
ELEMENT AS-FUEL FILTER PRIMARY	80	FILM-PANEL (SWITCHES)	329.02
ELEMENT AS-HYDRAULIC	146	FILM-PANEL (SWITCHES)	329.02
ELEMENT AS-JACKET WATER HEATER	98	FILM-PANEL (SWITCHES)	329.02
ELEMENT AS-PRIMARY	54	FILM-PANEL (SWITCHES)	329.02
ELEMENT AS-SECONDARY	54	FILM-PANEL (SWITCHES)	329.02
ELEMENT-FILTER	146	FILM-PANEL (SWITCHES)	329.02
ELEMENT-FILTER	263	FILM-PANEL (SWITCHES)	329.02
ENGINE AR	4	FILM-PANEL (SWITCHES)	329.02
ENGINE OIL LINES	31	FILM-PANEL (SWITCHES)	329.02
EXHAUST MANIFOLD	59	FILM-PANEL (SWITCHES)	329.02
EXTENSION GP-BACKREST	292	FILM-PANEL (SWITCHES)	329.02
F			
FAN GP-BLOWER	38	FILM-PANEL (SWITCHES)	329.02
FASTENER GP-CYLINDER HEAD	15	FILM-PANEL (SWITCHES)	329.02
FASTENER GP-EXHAUST MANIFOLD	56	FILM-PANEL (SWITCHES)	329.02
FASTENER GP-FRONT HOUSING	15	FILM-PANEL (SWITCHES)	329.02
FASTENER GP-FUEL INJ PUMP	66	FILM-PANEL (SWITCHES)	329.02
FASTENER GP-OIL PAN	16	FILM-PANEL (SWITCHES)	329.02
FILLER GP-OIL	29	FILM-PANEL (SWITCHES)	329.02
FILLER GP-POWER TRAIN OIL	144	FILM-PANEL (SWITCHES)	329.02
FILM GP	364	FILM-PANEL (SWITCHES)	329.02
FILM-AIR CLEANER	54	FILM-PANEL (SWITCHES)	329.02
G			
		GASKET (PRIM FUEL FILT)	80
		GASKET-COVER	8
		GASKET-OIL PAN	20
		GAUGE GP-OIL LEVEL (DIPSTICK)	30
		GAUGE GP-QUAD MODULE	293
		GAUGE GP-QUAD MODULE	319
		GAUGE GP-QUAD MODULE	325
		GEAR GP-BEVEL	147
		GEAR GP-FRONT	17
		GEAR GP-OUTPUT TRANSFER	148
		GEAR GP-PLANETARY	151
		GEAR GP-PLANETARY	152

INDEX

Name	Page	Name	Page
GENERAL AR	3	KIT-CABLE ADJUSTER	347
GOVERNOR GP	68	349
GUARD GP-BOTTOM	190	KIT-CAP FILTER	85
GUARD GP-BRAKE	190	KIT-CARTRIDGE	261
GUARD GP-CAB	191	KIT-COMPRESSOR	353
GUARD GP-CRANKCASE	192	KIT-CONNECTING PLUG	97
GUARD GP-DRIVE SHAFT	192.01	KIT-DIODE JUNCTION STUD	89
GUARD GP-POWER TRAIN	193	KIT-HARDWARE STARTER	115
GUARD GP-RADIATOR	194	KIT-HOUSING	353
GUARD GP-VANDALISM	294	KIT-INSULATOR	113
		KIT-LEVER	113
		KIT-METERING CAP SEAL	264
		KIT-MOTOR BRUSH	300
		KIT-OUTPUT TERMINAL	89
		KIT-PISTON RING	21
		KIT-PLUNGER SEAL	240
		266
		KIT-POSITIVE DIODE	89
		KIT-RECEPTACLE	98
		99
		117
		118
		121
		123
		269
		270
		293
		353
		355
		KIT-RELAY TERMINAL	89
		KIT-REPAIR	225
		KIT-ROLLER	353
		KIT-SCISSORS	353
		KIT-SEAL	178
		226
		235
		KIT-SEAT CUSHION	341
		KIT-SEAT KNOB	341
		KIT-SEAT TILT	315
		KIT-SERVICE	212
		KIT-SPRING	235
		KIT-STARTING MOTOR PIN STARTER	115
		KIT-STARTING MOTOR SEAL STARTER	115
		KIT-SUPPORT	349
		KIT-TETHER	347
		349
		KIT-TETHER HOUSING BRACKET	353
		KIT-TILT PAN	341
		KIT-VALVE	353
		KIT-VANE	241
		242
		KIT-WASHER STARTER	115
		115

H

I

K

INDEX

Name	Page	Name	Page
L		M	
LADDER GP	200	MANIFOLD GP-EXHAUST	59
LAMP	99	MIRROR GP	312
	100		313
LAMP GP-DOME	305	MIRROR GP-REAR VIEW	312
LAMP GP-FLOOD	99		313
LAMP GP-ROTATING WARNING	99	MOUNTING GP-CAB	204
LAMP GP-SIGNAL	100	MOUNTING GP-ENGINE & TMSN	19
	103	MOUNTING GP-LIFT CYLINDER	260
LAMP-MINIATURE	305	MOUNTING GP-PLATFORM	206
LAMP-MINIATURE (24V)	323	MUFFLER GP	60
	323.04	O	
	329		
	329.04	OPERATOR AR	314
LAMP-MINIATURE (28 VOLT)	319	OPERATOR AR-OPEN ROPS	314
	325	ORIFICE-JET	31
LENS	305	P	
LIFTING GP-ENGINE	18		
LIGHTER AS-CIGAR	321		
	323.02	PADLOCK GP	246
LIGHTING GP	102		294
LIGHTING GP-WARNING	104	PAINT & LUBRICANT GP	366
LINER GP-OPERATOR COMPARTMENT	304	PAN GP-OIL	20
	306	PAN GP-SEAT	315
LINES GP-AIR	57	PANEL GP-INSTRUMENT	317
	58		320
LINES GP-AIR CONDITIONER	308		324
LINES GP-DRAIN	72		326
LINES GP-ENGINE OIL	31	PEDAL GP-GOVERNOR	330
LINES GP-FUEL	71	PISTON & ROD GP	21
LINES GP-FUEL INJECTION	73	PISTON GP	21
	74	PLANETARY GP	158
	75	PLATFORM GP	208
LINES GP-GREASE	202	POWER TRAIN AR	162
LINES GP-HEATER	310	PRIMARY FILTER & FUEL PRM PUMP	79
LINES GP-HYDRAULIC	251		80
LINES GP-HYDRAULIC OIL COOLER	40	PROTECTION COVER	246
LINES GP-LIFT CYLINDER	252	PROTECTION GP-FUEL SYSTEM	76
	253	PULLEY GP	22
LINES GP-PILOT	254	PULLEY GP-CRANKSHAFT	23
	256	PULLEY-ALTERNATOR	22
LINES GP-STEERING	232	PUMP & MTG GP-FUEL TRANSFER	81
LINES GP-TILT CYLINDER	258	PUMP & MTG GP-HYDRAULIC	260
	259	PUMP GP-ENGINE OIL	33
LINES GP-TORQUE CONV COOLER	42		34
LINES GP-TURBOCHARGER OIL	32	PUMP GP-FUEL INJECTION	77
LINES GP-VENT	43		78
LINES GP-WATER	44		79
	45	PUMP GP-FUEL PRIMING	79
	46	PUMP GP-FUEL PRM & PRIM FILTER	79
LINK GP-FRAME LOCK	203		80
LINK GP-STABILIZER	274	PUMP GP-FUEL TRANSFER	80
LOCK GP-VANDALISM	311	PUMP GP-GEAR	163
		PUMP GP-GOV & FUEL INJ	82
		PUMP GP-METERING	234.04
			235
		PUMP GP-VANE	261

INDEX

Name	Page	Name	Page
PUMP GP-WATER	47	SOLENOID AS	113
	48		115
PUSH ARM GP	275	SPEAKER AS-RADIO	303
	276	SPIDER & BEARING GP	165
	277	STARTING MOTOR GP-ELECTRIC	109
			110
			112
			114
			236
			263
			85
			24
			24
			25
			350
			116
			309
			352
			93
			116
			217
			97
			118
			131.02
			132.01
			131.02
			132.01
			97
			129
			130.02
			97
			309
			245
			245.02
			329
			329.04
			323
			323.04
			323
			323.04
			329
			329.04
			105
			321
			323.02
			291
			279
			117
			321
			323.02
			117
			321
			323.02

R

S

INDEX

Name	Page	Name	Page
	327	VALVE MECHANISM GP	26
	329.02		27
SWITCH-TOGGLE	245.02	VALVE-BALL (CONTROL LEVER LOCK)	245
		VALVE-FLUID SAMPLING	28
T			145
			251
TANK & FILTER GP-HYDRAULIC	262	VALVE-GAS	212
TANK GP-FUEL	84		
TIP-WHEEL	166	W	
TORQUE CONTROL GP	86		
TORQUE CONVERTER GP	168	WARNING GP-BACKUP	119
	170		119.01
TRANSMISSION AR	172	WASHER GP-WINDSHIELD	354
TRANSMISSION FILTER	146	WATER LINES	44
TRUNNION GP-ENGINE	26		46
TURBOCHARGER GP	61	WHEEL GP-COMPACTOR	182
		WIPER GP-WINDSHIELD	355
U			356
			358
UNIVERSAL JOINT GP	164	WIPER PIVOT GP	362
		WIRING GP-CAB	120
V			124
		WIRING GP-ENGINE	128
V-BELT	286	WIRING GP-REAR	131
V-BELT SET	22	WIRING GP-RELAY PANEL	95
VALVE	263		131.02
VALVE & MTG GP-HYDRAULIC	264		
VALVE AS	13		
	13.01		
	38		
VALVE AS-AIR	309	ARMY UNIQUE ITEMS	
VALVE AS-VENT	45	BATTERY CONNECTION DIAGRAM	380
VALVE GP	266	DECONTAMINATION APPARATUS (MOUNTING BRACKET)	370
VALVE GP-ACCUMULATOR CHARGING	225	ELECTRIC STARTING MOTOR	372
VALVE GP-BANK	257		373
	264	ENGINE OIL SAMPLING VALVE	371
	265	HEARING PROTECTION PLATE	376
VALVE GP-BRAKE CONTROL	217	HYDRAULIC OIL SAMPLING VALVE	371
	226	IDENTIFICATION PLATE	382
VALVE GP-CHECK	255	LIFTING PLATE	374
	265	LUBRICATION PLATE	378
	267	ROLLOVER PROTECTIVE STRUCTURE CERTIFICATION PLATE	377
VALVE GP-CONTROL	268	ROLLOVER PROTECTIVE SYSTEM	369
VALVE GP-NEUTRALIZER	237	RIFLE BRACKET	375
VALVE GP-PILOT	264	SHIPPING PLATE	379
	269	SLAVE RECEPTICLE	367
	270	SLAVE RECEPTICLE PLATE (24 VOLT)	383
VALVE GP-PRESSURE REDUCING	225	TOOL BOX	368
VALVE GP-RELIEF	173	TRANSMISSION OIL SAMPLING VALVE	371
	174	WARRANTY PLATE	381
	271		
VALVE GP-SELECTOR	175		
VALVE GP-SELECTOR & PRESS CONT	176		
	271		
VALVE GP-SOLENOID	178		
VALVE GP-STEERING	238		
VALVE GP-TRANSMISSION CONTROL	180		
VALVE MECHANISM COVER	8		

REMANUFACTURED COMPONENTS

As an option when making repairs consider Caterpillar Remanufactured Components. Components that are available through the Caterpillar Remanufactured Program are identified three ways in the parts book:

- with the letter R in the note field of the parts list
- with an R* at the beginning of the first line of the caption
- with an *R at the end of the first line of the caption

Typical components included in the Remanufacturing Program include:

**ALTERNATORS
CONNECTING RODS
CRANKSHAFTS - UNDERSIZE
CRANKSHAFTS - UPGRADE TO NEW
CYLINDER HEADS
ELECTRONIC CONTROL MODULES (ECM)
ELECTRONIC SENSORS
FUEL INJECTORS
FUEL NOZZLES
FUEL PUMPS
GOVERNORS
OIL PUMPS
PISTONS
SHORT BLOCKS
STARTERS
TURBOCHARGERS - COMPLETE
TURBOCHARGER CARTRIDGES
WATER PUMPS**

Caterpillar Remanufactured engines for many engine arrangements are also available. Check with your local Caterpillar Dealer for the availability of Remanufactured Components.

MACHINE ARRANGEMENT

	PAGE
1 1256999 BATTERY & WIRING GP.....	92
1 8R3836 CLEANER BAR GP.....	183.01
1 8R3827 CLEANER BAR GP.....	183
2 8R3849 CLEANER BAR GP.....	183.02
1 1283557 CONTROL GP-SERVICE BRAKE.....	219
1 8V5217 CYLINDER & MTG GP-STEERING.....	230
1 4E2091 DOOR GP-BATTERY.....	184
1 1213071 DRAWBAR GP.....	185
1 1286752 FIREWALL GP.....	186
1 1213072 FRAME AS-REAR.....	188
1 1213069 FRAME GP-FRONT.....	189
1 3V0343 GUARD GP-BOTTOM.....	190
1 7V0098 GUARD GP-BRAKE.....	190
1 1243542 GUARD GP-CAB.....	191
1 8R4869 GUARD GP-CRANKCASE.....	192
1 1227125 GUARD GP-DRIVE SHAFT.....	192
1 8R4868 GUARD GP-POWER TRAIN.....	193
1 8R5051 GUARD GP-RADIATOR.....	194
1 9V6537 HITCH GP-ARTICULATED.....	196
1 9U3784 HOOD & GUARD GP.....	198
1 1207506 LADDER GP.....	200
1 1213052 LIGHTING GP.....	102
1 1213063 LINES GP-FUEL.....	71
1 1216523 LINES GP-GREASE.....	202
1 9U4785 LINES GP-HEATER.....	310
1 1213068 LINES GP-HYDRAULIC OIL COOLER.....	40
1 1213067 LINES GP-STEERING.....	232
1 1052871 LINES GP-TORQUE CONV COOLER.....	42
1 7V2914 LINK GP-FRAME LOCK.....	203
1 1213065 OPERATOR AR.....	314
1 1198627 PLATFORM GP.....	208
1 1213053 TANK GP-FUEL.....	84
1 8R9712 WARNING GP-BACKUP.....	119
OR	
1 1287379 WARNING GP-BACKUP.....	119.01
1 1070020 WIRING GP-ENGINE.....	128
1 7I3470 WIRING GP-REAR.....	131

648229 P

MACHINE ARRANGEMENT

	PAGE
1 1190011 CHASSIS AR.....	2
1 1224210 ENGINE AR.....	4
1 1190401 HYDRAULIC AR.....	250
1 1311267 INSTALLATION AR-ENGINE.....	6
1 1190411 POWER TRAIN AR.....	162

625497 P

4170

1190001 GENERAL AR

ENGINE ARRANGEMENT

	PAGE
1 6I2885 AFTERCOOLER GP-WATER.....	52
1 1P4244 BREATHER GP-CRANKCASE.....	29
1 1N4406 CAMSHAFT GP.....	7
1 1O28439 COOLER GP-FILTER BASE & ENGINE OIL.....	36
1 1O28440 COOLER GP-TRANSMISSION OIL.....	37
1 7N1342 COVER GP-CYLINDER BLOCK.....	7
1 4N5162 COVER GP-FRONT HOUSING.....	8
1 8N4745 COVER GP-VALVE MECHANISM.....	8
1 4P9856 CRANKSHAFT GP.....	9
1 8N5286 CYLINDER BLOCK GP.....	12
1 8N0246 CYLINDER HEAD GP.....	13
1 1W7831 DAMPER GP.....	14
1 7N9536 FASTENER GP-CYLINDER HEAD.....	15
1 1W4486 FASTENER GP-EXHAUST MANIFOLD.....	56
1 8N0872 FASTENER GP-FRONT HOUSING.....	15
1 8N2181 FASTENER GP-OIL PAN.....	16
1 8N9703 FILLER GP-OIL.....	29
1 2W1011 FILTER GP-SECONDARY.....	67
1 6I3788 FLYWHEEL GP.....	16
1 1118009 GAUGE GP-OIL LEVEL (DIPSTICK).....	30
1 4P9858 GEAR GP-FRONT-TIMING.....	17
1 8N0442 HOUSING GP-FLYWHEEL.....	17
1 8N0303 HOUSING GP-FRONT.....	18

625916 P

1201

1224210 ENGINE AR-PART 1 OF 2
Engine S/N 08Z86460-Up

ENGINE ARRANGEMENT

	PAGE
1 6N8336 LIFTING GP-ENGINE.....	18
1 6I2887 LINES GP-AIR.....	58
1 2P6105 LINES GP-ENGINE OIL.....	31
1 2W1605 LINES GP-FUEL DRAIN.....	72
1 1135369 LINES GP-FUEL INJECTION.....	75
1 6I2890 LINES GP-TURBOCHARGER OIL.....	32
1 4W6157 LINES GP-WATER.....	44
1 6I3299 LINES GP-WATER-AFTERCOOLER.....	45
1 2P6574 MANIFOLD GP-EXHAUST.....	59
1 7E4236 PAN GP-OIL.....	20
6 9Y8219 PISTON & ROD GP.....	21
1 1287984 PROTECTION GP-FUEL SYSTEM.....	76
S/N 08Z89015-UP	
1 2W9304 PULLEY GP-CRANKSHAFT.....	23
1 1068957 PUMP GP-ENGINE OIL.....	34
1 1W5374 PUMP GP-FUEL PRIMING & PRIMARY FILTER...	79
1 2W4160 PUMP GP-FUEL TRANSFER.....	81
1 1157536 PUMP GP-GOVERNOR & FUEL INJECTION.....	82
1 1167556 PUMP GP-WATER.....	48
1 2P6224 SEAL GP-CRANKSHAFT.....	23
1 1W0141 SHUTOFF GP-ELECTRICAL.....	107
1 6N3350 SUPPORT GP-ENGINE.....	24
1 8N0107 TRUNNION GP-ENGINE.....	26
1 1053396 TURBOCHARGER GP.....	61
1 7N8026 VALVE MECHANISM GP.....	27

GASKET KITS AVAILABLE:

1343036 AFTERCOOLER & LINES
1343037 CENTRAL & LOWER STRUCTURE
1343038 FUEL SYSTEM
1357989 OIL COOLER & LINES
6V2982 REAR STRUCTURE
1343040 SINGLE CYLINDER HEAD
5P8768 SINGLE CYLINDER LINER
1366945 WATER PUMP

625916 P

1201

1224210 ENGINE AR-PART 2 OF 2
Engine S/N 08Z86460-Up

ENGINE ARRANGEMENT

	PAGE
1 6I2699 AIR CLEANER GP.....	53
1 4W2239 ALTERNATOR GP-CHARGING.....	90
1 2W9267 DRIVE GP-FAN.....	14
1 6I2698 DUST EJECTOR GP.....	55
1 7E2926 FAN GP-BLOWER.....	38
1 7C7734 FUMES DISPOSAL GP.....	30
1 1022769 HOUSING & REGULATOR GP.....	38
1 6I2701 LINES GP-AIR.....	57
1 4P8114 LINES GP-VENT.....	43
1 7E2925 MOUNTING GP-ENGINE & TMSN.....	19
1 6I2613 MUFFLER GP.....	60
1 1318737 PULLEY GP.....	22
1 1311266 RADIATOR GP.....	50
1 4P0915 STARTING MOTOR GP-ELECTRIC.....	109

625919 P

1311267 INSTALLATION AR

BASIC ENGINE

VIEW A-A

NOTE	REF NO	PART NUMBER	QTY	PART NAME
R	1	4P2942	1	CAMSHAFT AS
	2	7S2204	1	WASHER-THRUST
	3	8S1491	1	LOCK
	4	OSO509	2	BOLT

R-REMFG PART MAY BE AVAILABLE

B-556765 EP

1210

1N4406 CAMSHAFT GP

CYLINDER BLOCK

NOTE	REF NO	PART NUMBER	QTY	PART NAME
B	1	OL1351	2	BOLT
B	2	5M2894	2	WASHER
B	3	8L8662	1	COVER
B	4	5S8055	1	GASKET
	5	4B3938	1	PLUG-CUP
	6	2A3798	2	DOWEL
B	7	8M3267	1	SCREW-HEX SOCKET
BC	8	5M6214	1	PLUG-PIPE

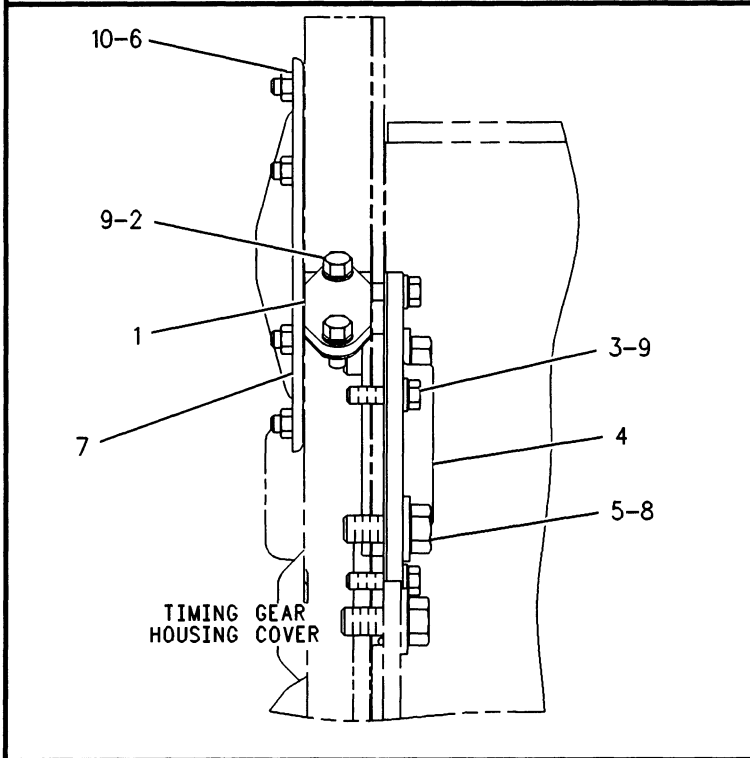
B-USE AS REQUIRED
C-CHANGE FROM PREVIOUS TYPE

B-312973 EP

1201

7N1342 COVER GP-CYLINDER BLOCK

BASIC ENGINE



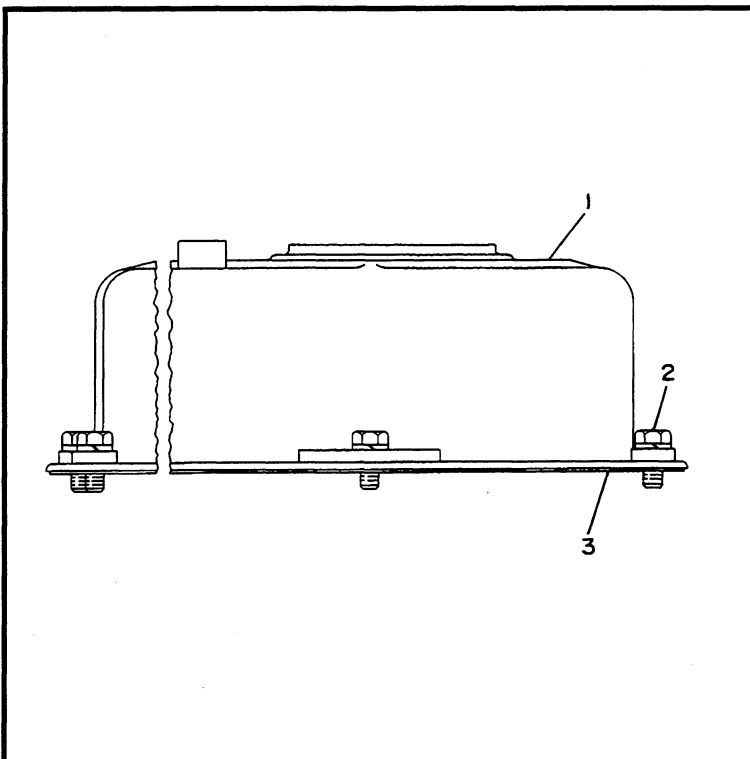
NOTE	REF NO	PART NUMBER	QTY	PART NAME
	1	4N4526	1	COVER
		2P2720	1	GASKET
C	2	2P3200	2	BOLT-WASHER HEAD
C	3	3B1915	3	BOLT (3/8-16X1.375IN)
	4	1W4542	1	COVER-WATER PUMP
C		2P0220	1	GASKET-PUMP
	5	OS1566	2	BOLT (5/8-11X1.5IN)
C	6	3S2713	6	NUT-FULL (3/8-24 THD)
	7	9N5769	1	COVER-HOUSING
C		6N7887	1	GASKET-HOUSING COVER
C	8	5P8247	2	WASHER-HARD (3.5MM THK)
	9	5M2894	3	WASHER (2.5MM THK)
	10	8M9024	6	WASHER-HARD (5MM THK)

C-CHANGE FROM PREVIOUS TYPE

F-604769 CP

1166

4N5162 COVER GP-FRONT HOUSING



NOTE	REF NO	PART NUMBER	QTY	PART NAME
C	1	2W1086	1	COVER AS-CYLINDER HEAD
	2	OS1617	15	BOLT
		3B4505	15	LOCKWASHER
	3	8S1605	1	GASKET-COVER

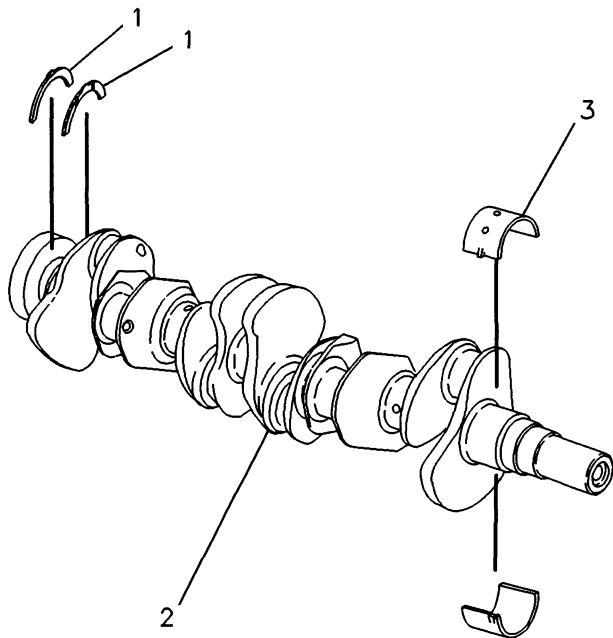
C-CHANGE FROM PREVIOUS TYPE

B-403839 EP

1107

8N4745 COVER GP-VALVE MECHANISM

BASIC ENGINE



NOTE	REF NO	PART NUMBER	QTY	PART NAME
	1	1003652	2	PLATE-THRUST
	2	4P9857	1	CRANKSHAFT AS
		4P7827	1	GEAR-CRANKSHAFT (33 TEETH)
		5H2671	1	KEY-WOODRUFF
		9F2247	6	PLUG-PIPE
	3	4W5738	7	BEARING-MAIN (STANDARD)
AJ		8N8225	7	BEARING-MAIN (.25MM US)
AJ		8N8226	7	BEARING-MAIN (.51MM US)
AJ		8N8227	7	BEARING-MAIN (.76MM US)
AJ		8N8228	7	BEARING-MAIN (.51MM OS)
AJ		8N8229	7	BEARING-MAIN (.25MM US/.51MM OS)
AJ		4P7305	7	BEARING-MAIN (.51MM US/.51MM OS)
AJ		4P7306	7	BEARING-MAIN (.76MM US/.51MM OS)

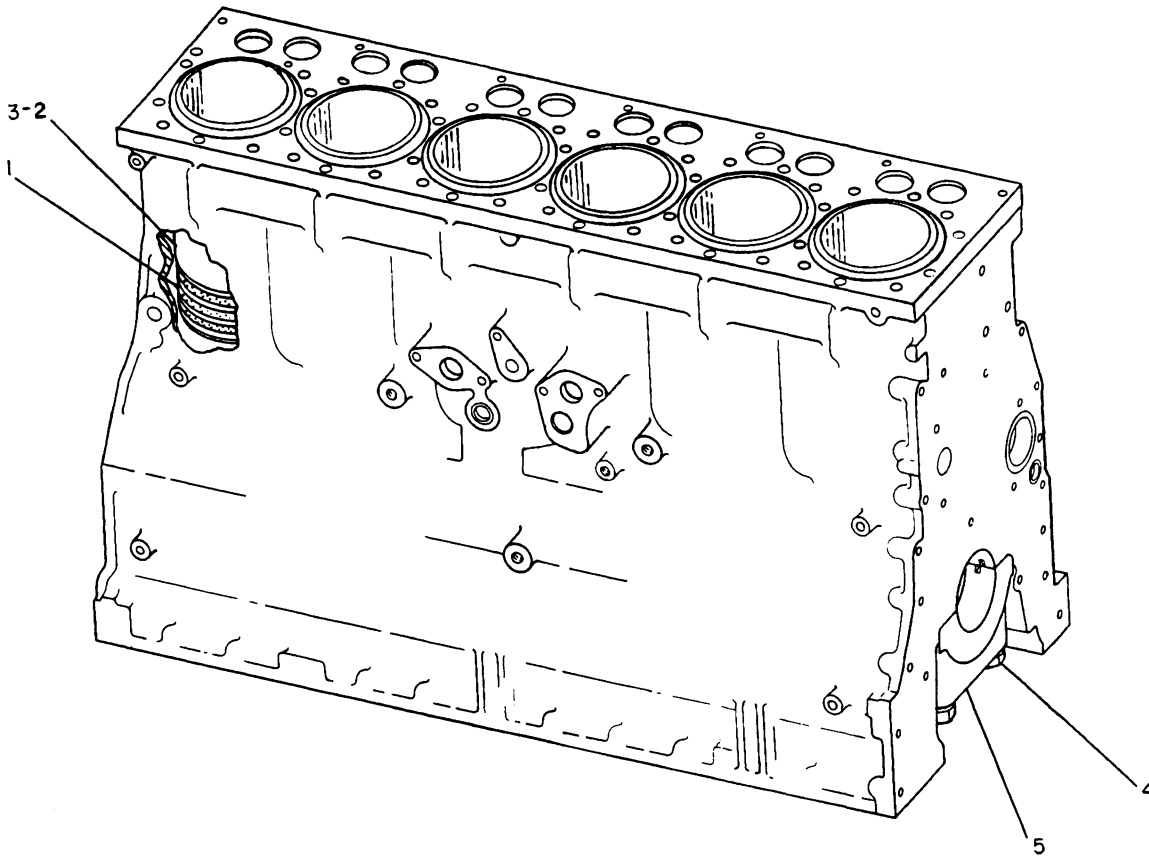
A-NOT PART OF THIS GROUP

F-571337 EP

1202

4P9856 CRANKSHAFT GP

BASIC ENGINE



NOTE	REF NO	PART NUMBER	QTY	PART NAME	NOTE	REF NO	PART NUMBER	QTY	PART NAME
	1	5S6670	18	SEAL-O-RING					
	2	1105800	6	LINER-CYLINDER					
AJ		1045512	6	INSERT-LINER SEAT (.822MM THK)					
AJ		1045518	6	INSERT-LINER SEAT (1.605MM THK)					
AJ		1045527	6	INSERT-LINER SEAT (2.710MM THK)					
AJ		1045530	6	INSERT-LINER SEAT (5.210MM THK)					
C	3	2W6134	6	BAND-FILLER					
	4	7S3224	14	BOLT					
		2S5658	14	WASHER-HARD					
M	5	6N8003	7	CAP-CRANKSHAFT BEARING					
				J - FOR USE WITH CYLINDER BLOCKS WITH LIGHT DAMAGE DUE TO EROSION/FRETTING IN THE LINER FLANGE SEATING AREA					

A-NOT PART OF THIS GROUP
 C-CHANGE FROM PREVIOUS TYPE
 M-METRIC PART

B-682276 P

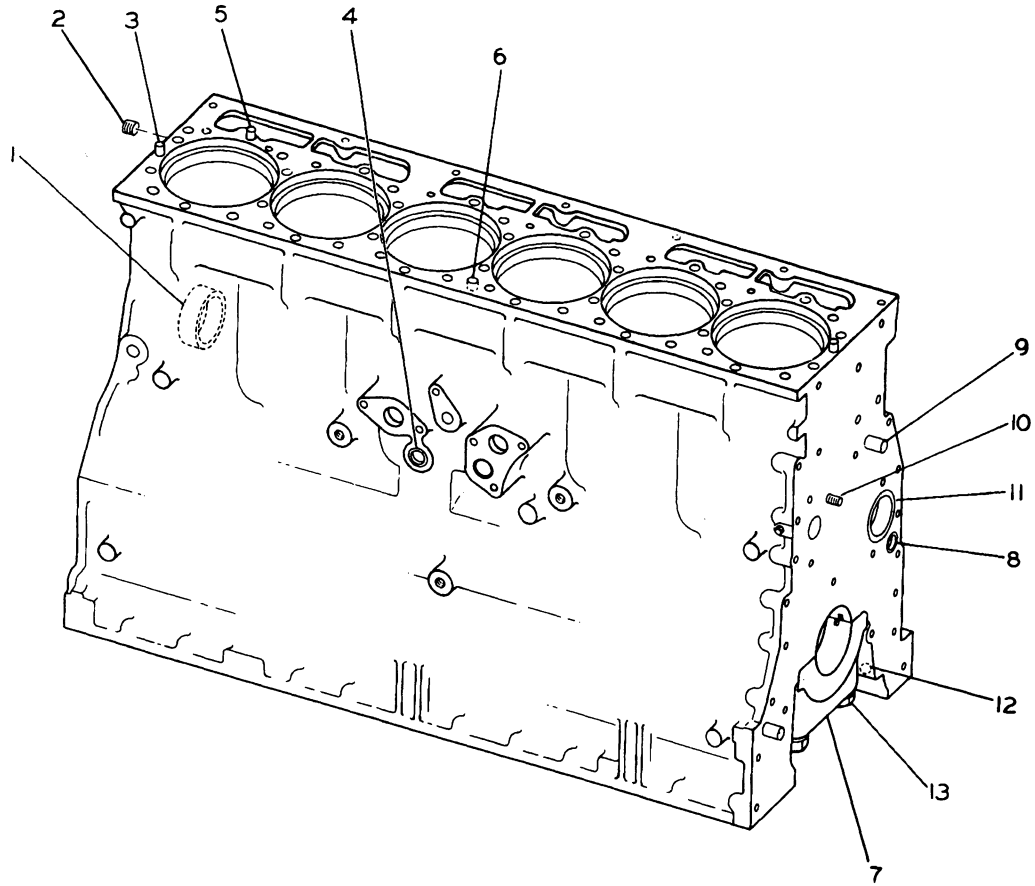
1201

7N6550 CYLINDER BLOCK AS

Part Of 8N5286 Cylindr Block

Field Replacement Order 1N3576-Page 11 & 6N7727 Cylinder Block Kit

BASIC ENGINE



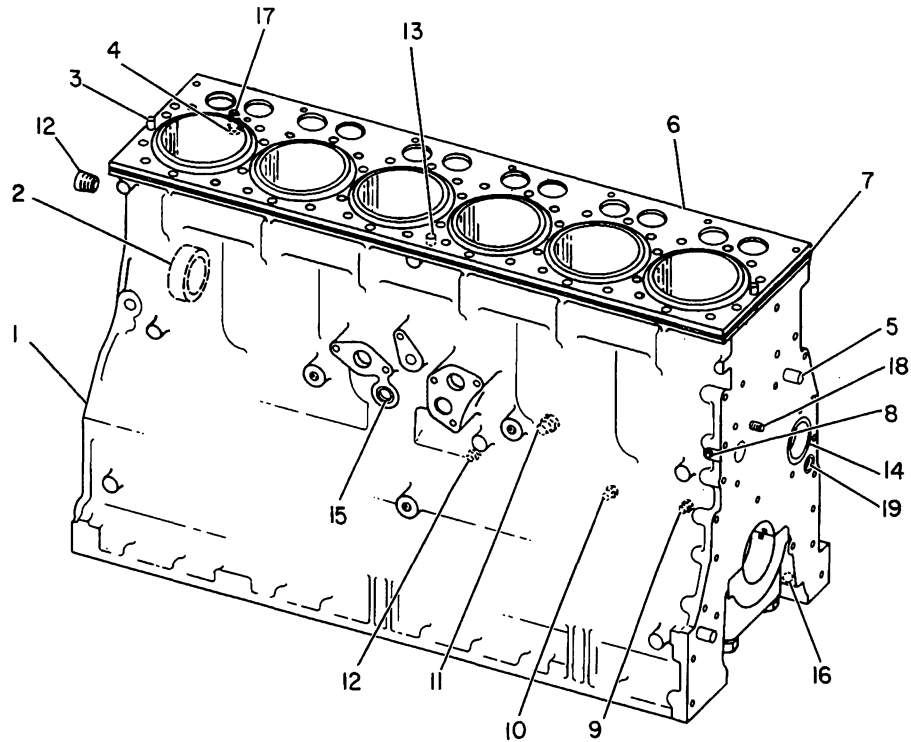
NOTE	REF NO	PART NUMBER	QTY	PART NAME	NOTE	REF NO	PART NUMBER	QTY	PART NAME
	1	7M4046	4	BEARING-SLEEVE					
	2	3J6019	1	PLUG					
	3	8K1207	2	DOWEL					
	4	4B5387	1	PLUG-CUP					
	5	1S9540	1	DOWEL					
	6	5B7652	2	DOWEL					
	7	6N8003	7	CAP-CRANKSHAFT BEARING					
	8	4B3938	1	PLUG-CUP					
	9	8B6349	2	DOWEL					
	10	5S8462	1	STUD					
	11	8N4110	1	BEARING-SLEEVE					
	12	4B9782	1	BALL					
	13	7S3224	14	BOLT					
		2S5658	14	WASHER-HARD					

B-484537 EP

1201

1N3576 CYLINDER BLOCK GP
Field Replacement For 7N6550-Page 10

BASIC ENGINE



NOTE	REF NO	PART NUMBER	QTY	PART NAME	NOTE	REF NO	PART NUMBER	QTY	PART NAME
CY	1	7N6550	1	CYLINDER BLOCK AS					
	2	7M4046	4	BEARING-SLEEVE					
	3	8K1207	2	DOWEL					
	4	3S5496	1	SEAL-O-RING					
	5	8B6349	2	DOWEL					
C	6	7N7998	1	PLATE-BLOCK					
	7	1157550	1	GASKET-PLATE					
	8	8T6764	1	PLUG-PIPE					
	9	8T6763	1	PLUG					
	10	8T6765	4	PLUG-PIPE					
	11	8M9307	1	PLUG-DRAIN					
C	12	6F7062	1	WASHER					
	13	8T6762	3	PLUG-PIPE					
	14	5B7652	2	DOWEL					
	15	8N4110	1	BEARING-SLEEVE					
	16	4B5387	1	PLUG-CUP					
	17	4B9782	1	BALL					
	18	1S9540	1	DOWEL					
C	19	5S8462	1	STUD					
		4B3938	1	PLUG-CUP					

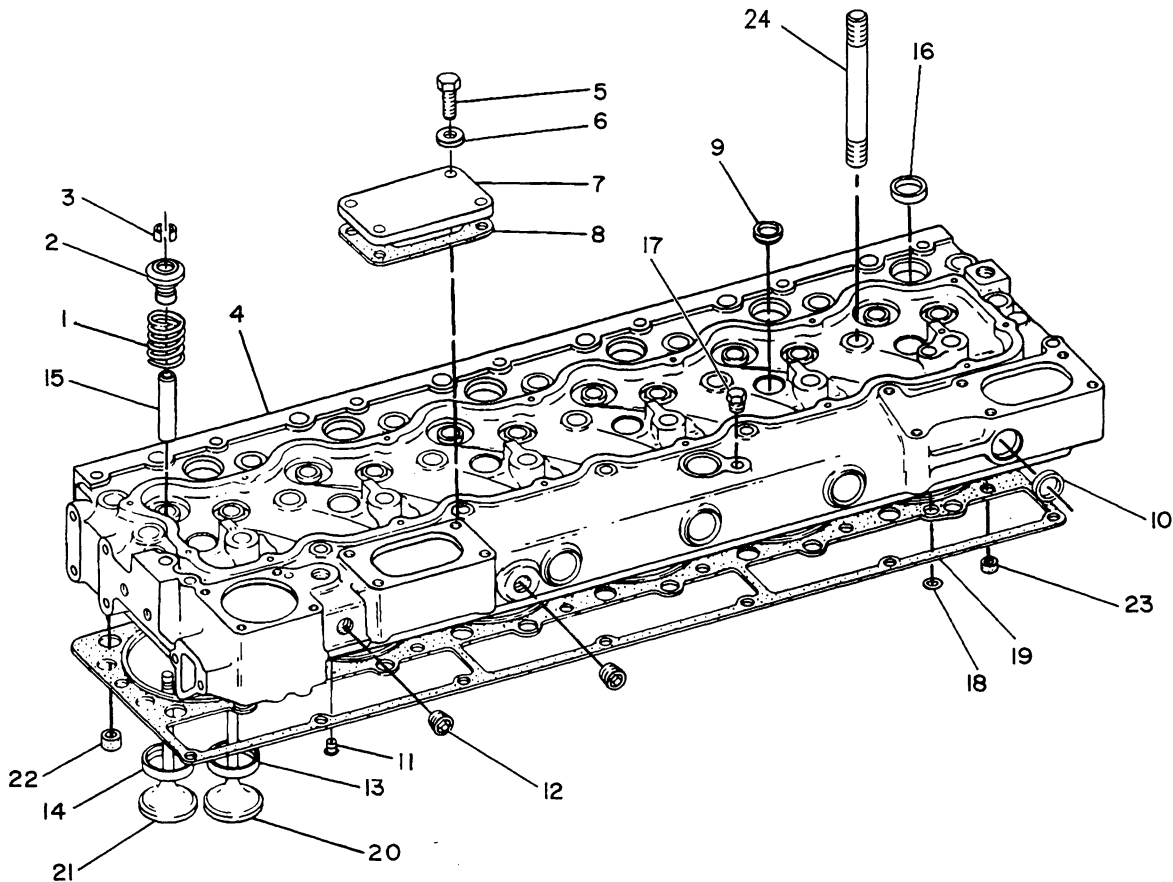
C-CHANGE FROM PREVIOUS TYPE
Y-SEPARATE ILLUSTRATION

B-683372 P

1201

8N5286 CYLINDER BLOCK GP*R
7N6550-Page 10

BASIC ENGINE



NOTE	REF NO	PART NUMBER	QTY	PART NAME	NOTE	REF NO	PART NUMBER	QTY	PART NAME
	1	757144	12	SPRING-VALVE		22	9Y1798	18	SEAL-WATER
	2	1W5300	12	ROTOCOIL AS (EACH INCLUDES)		23	7N8018	6	SEAL-WATER
		1032454	1	SPRING-VALVE	ZJ	24		4	STUD-HEADBOLT
		6N7174	1	SHIELD-OIL					J-PART OF JAKE BRAKE GP
R	3	2A4429	24	LOCK-RETAINER					
	4	8N6796	1	CYLINDER HEAD GP					
	5	OS1594	4	BOLT					
	6	5M2894	4	WASHER					
	7	1P6367	1	COVER					
	8	5S6735	1	GASKET					
	9	3B0623	6	PLUG-CUP					
C	10	3S8313	7	PLUG-CUP					
	11	8N4485	1	VALVE AS					
	12	8T6762	3	PLUG-PIPE					
	13	1070268	6	INSERT-VALVE SEAT (INTAKE)					
	14	1070265	6	INSERT-VALVE SEAT (EXHAUST)					
	15	1167553	12	GUIDE-VALVE					
	16	3P1896	13	PLUG-CUP					
	17	8T6763	1	PLUG					
	18	3S5496	1	SEAL-O-RING					
	19	1118015	1	GASKET AS-CYLINDER HEAD					
	20	1007860	6	VALVE-INLET					
	21	1007861	6	VALVE (EXHAUST)					

C-CHANGE FROM PREVIOUS TYPE
R-REMG PART MAY BE AVAILABLE
Z-NOT SERVICED SEPARATELY

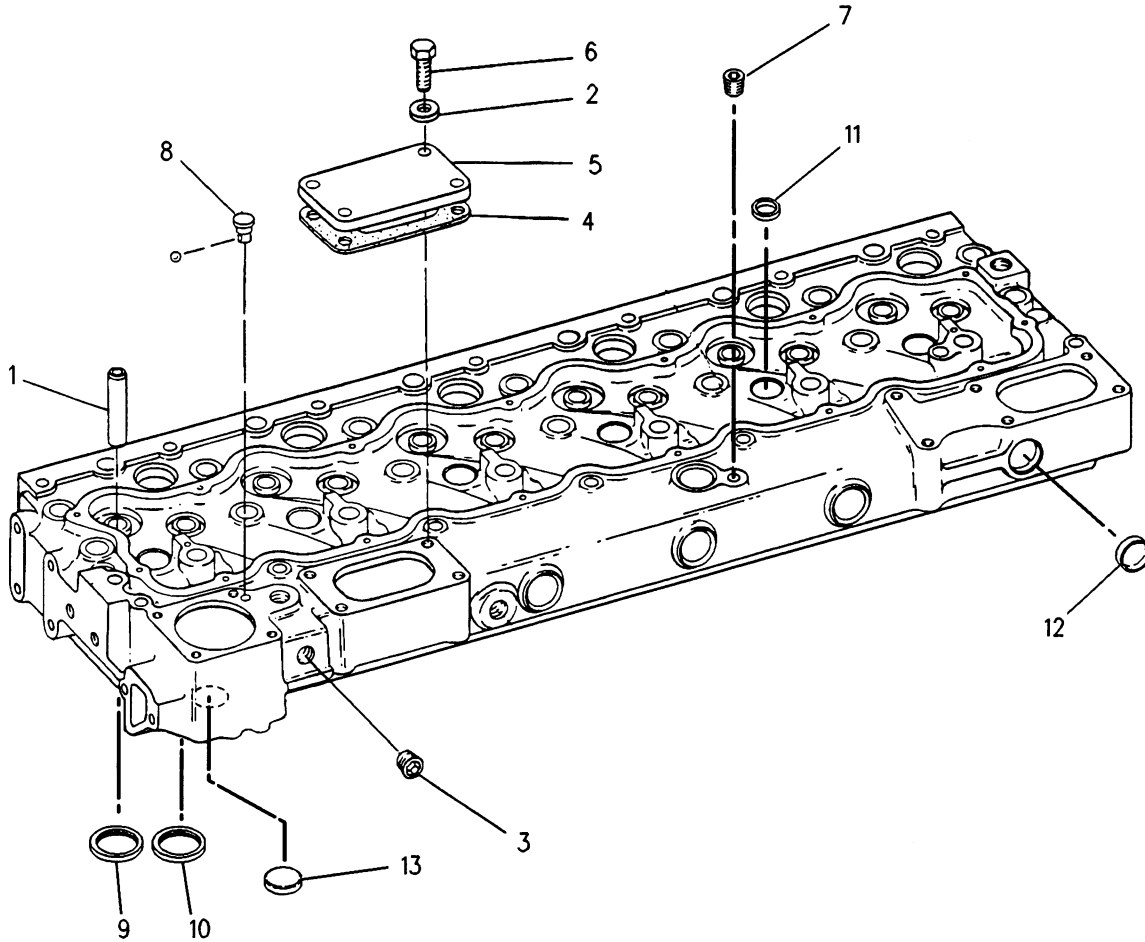
R- 684725 P

1100

8N0246 CYLINDER HEAD GP

Field Replacement Order 8N6796-Page 13.01

BASIC ENGINE



NOTE	REF NO	PART NUMBER	QTY	PART NAME	NOTE	REF NO	PART NUMBER	QTY	PART NAME
	1	1167553	12	GUIDE-VALVE					
	2	5M2894	4	WASHER (2.5MM THK)					
	3	8T6762	3	PLUG-PIPE					
	4	5S6735	1	GASKET					
	5	1P6367	1	COVER					
	6	OS1594	4	BOLT (3/8-16X1IN)					
	7	8T6763	1	PLUG					
	8	8N4485	1	VALVE AS					
	9	1070265	6	INSERT-VALVE SEAT					
	10	1070268	6	INSERT-VALVE SEAT					
	11	3B0623	6	PLUG-CUP					
	12	3S8313	7	PLUG-CUP					
	13	3P1896	13	PLUG-CUP					

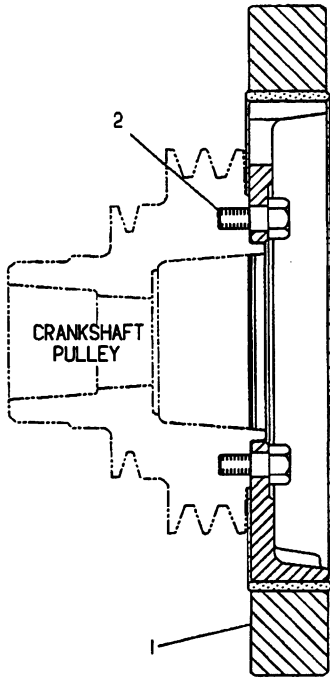
R- 686302 P

1100

8N6796 CYLINDER HEAD GP
Field Replacement For 8N0246-Page 13

MEMORANDA

BASIC ENGINE

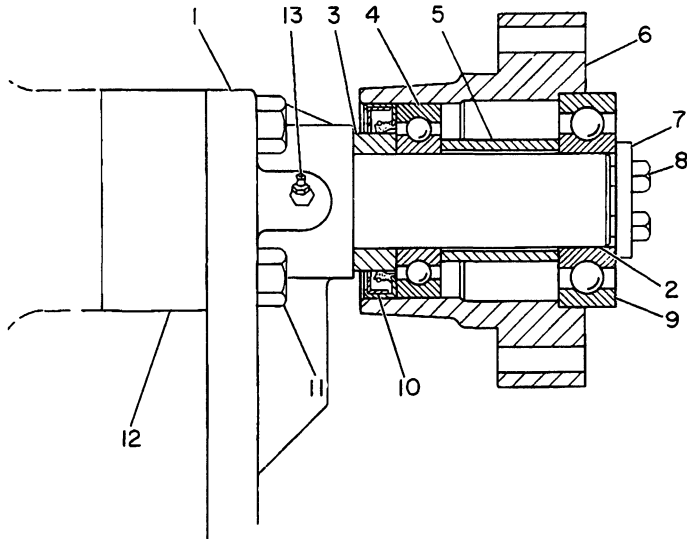


NOTE	REF NO	PART NUMBER	QTY	PART NAME
	1	4W2446	1	DAMPER AS
	2	6H1717	6	BOLT

B-484178 EP

1205

1W7831 DAMPER GP



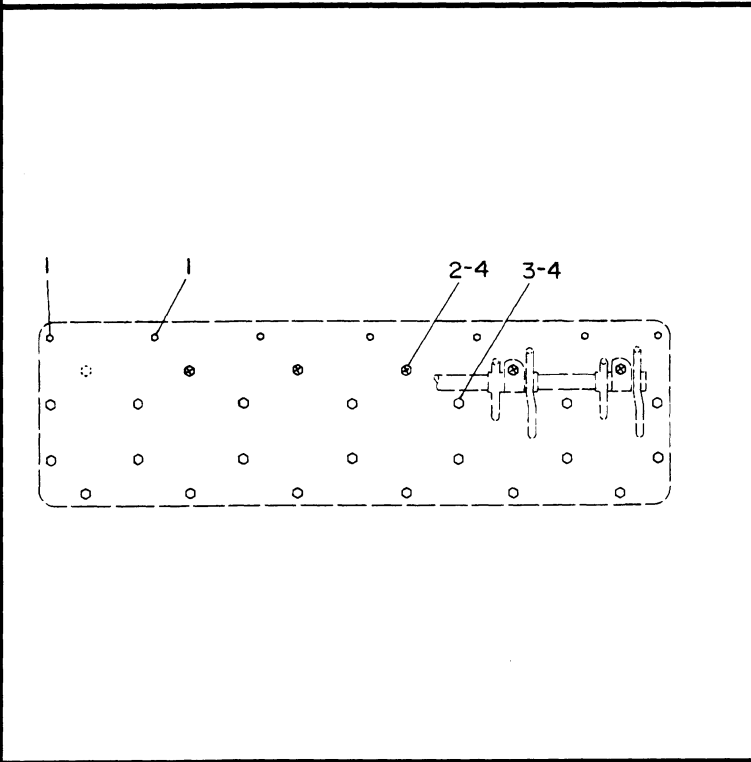
NOTE	REF NO	PART NUMBER	QTY	PART NAME
	1	1P9945	1	BRACKET AS-FAN
		5B5812	1	DOWEL
	2	1P9946	1	SHAFT-FAN
	3	5S9062	1	SPACER
	4	8H9789	1	BALL BEARING
	5	8N5305	1	SPACER
	6	1W4407	1	HUB-FAN PULLEY
	7	5S7264	1	WASHER-RETAINING
	8	6V4626	2	BOLT-LOCKING
	9	3L1425	1	BALL BEARING
	10	5S2106	1	SEAL-LIP
	11	8T8920	4	BOLT
	12	9N6612	1	SPACER
	13	3B8485	1	FITTING-HYDRAULIC

B-489819 EP

1359

2W9267 DRIVE GP-FAN

BASIC ENGINE



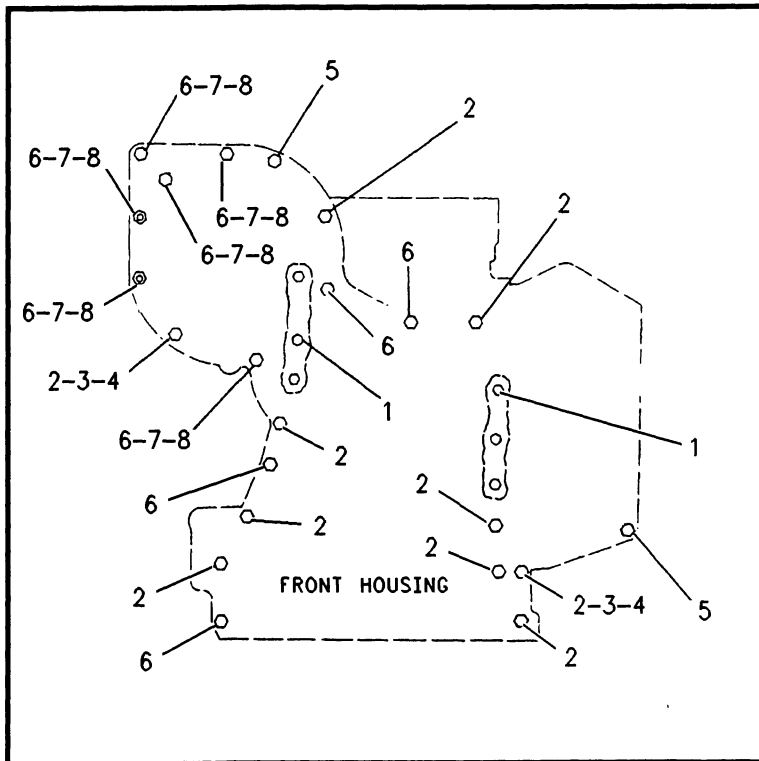
NOTE	REF NO	PART NUMBER	QTY	PART NAME
	1	5B9603	7	BOLT
C	2	1B7709	5	BOLT (LOCATION X)
B	3	1D4595	20	BOLT
C	4	2S0736	25	WASHER-HARD

B-USE AS REQUIRED
C-CHANGE FROM PREVIOUS TYPE

B-226521 EP

1100

7N9536 FASTENER GP-CYLINDER HEAD



NOTE	REF NO	PART NUMBER	QTY	PART NAME
C	1	3E6914	6	BOLT
C	2	0L2070	10	BOLT (3/8-16X2.25IN)
C	3	5M2894	2	WASHER (2.5MM THK)
	4	6V8801	2	NUT (3/8-16 THD)
	5	1C2251	2	BOLT (3/8-16X1.87IN)
B	6	0L2070	10	BOLT (3/8-16X2.25IN)
B	7	5M2894	6	WASHER (2.5MM THK)
B	8	6V8801	6	NUT (3/8-16 THD)

B-USE AS REQUIRED
C-CHANGE FROM PREVIOUS TYPE

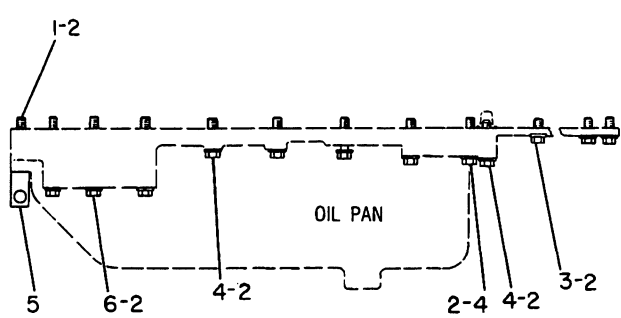
F- 676443 P

1151

8N0872 FASTENER GP-FRONT HOUSING

BASIC ENGINE

NOTE	REF NO	PART NUMBER	QTY	PART NAME
C	1	OT0573	5	BOLT
	2	5M2894	46	WASHER
	3	OS1594	18	BOLT
	4	OS1591	20	BOLT
	5	8N3293	1	BRACKET
	6	OL1352	3	BOLT



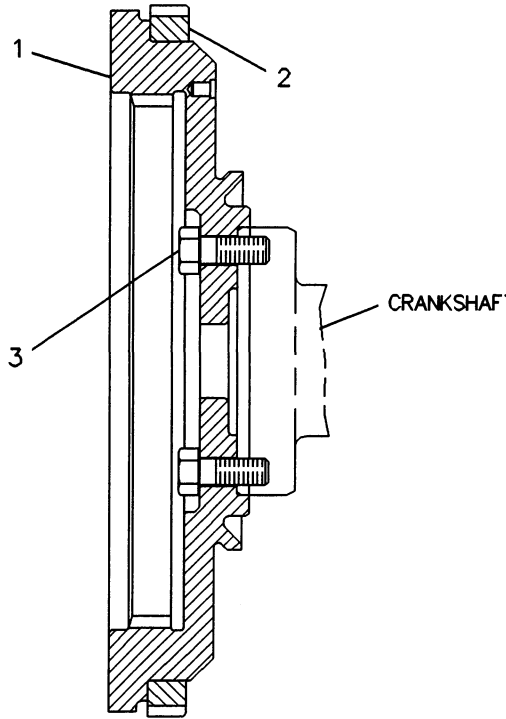
C-CHANGE FROM PREVIOUS TYPE

B-317050 EP

1302

8N2181 FASTENER GP-OIL PAN

NOTE	REF NO	PART NUMBER	QTY	PART NAME
	1	4P8975	1	FLYWHEEL AS
	2	7N9145	1	GEAR (130 TEETH)
	3	2L1701	9	BOLT



F-550391 EP

1156

6I3788 FLYWHEEL GP

BASIC ENGINE

	NOTE	REF NO	PART NUMBER	QTY	PART NAME
		1	7N2602	1	BOLT
			7N2994	1	WASHER
		2	4P7822	1	WEIGHT AS (66 TEETH)
			8N0498	1	SEAL-FACE
			6F4718	1	SEAL-O-RING
			1W5878	2	SPRING (35.7MM LONG)
			1W5879	2	SPRING (54.6MM LONG)
			4B1273	2	SCREW-MACHINE
			9N5766	2	WEIGHT
			9N5765	1	PLATE-END
			9N5767	2	SLIDE
C	3	OS1594	2	BOLT	
C		5M2894	2	WASHER	
C	4	1072206	1	GEAR AS-FUEL PUMP IDLER (47 TEETH)	
		2S6692	1	BEARING-SLEEVE	
	5	5B9079	1	NUT-JAM	
	6	4P7826	1	GEAR-CAMSHAFT (66 TEETH)	
C	7	1059772	1	SHAFT-DRIVE IDLER	
	8	8N4960	1	PLATE-THRUST	
	9	OS1618	2	BOLT	
	10	4P7828	1	GEAR AS-OIL IDLER (50 TEETH)	
		2P1168	1	BEARING-SLEEVE	
	11	OS1748	4	BOLT	
C-CHANGE FROM PREVIOUS TYPE					

R-563976 EP

1206

4P9858 GEAR GP-FRONT-TIMING

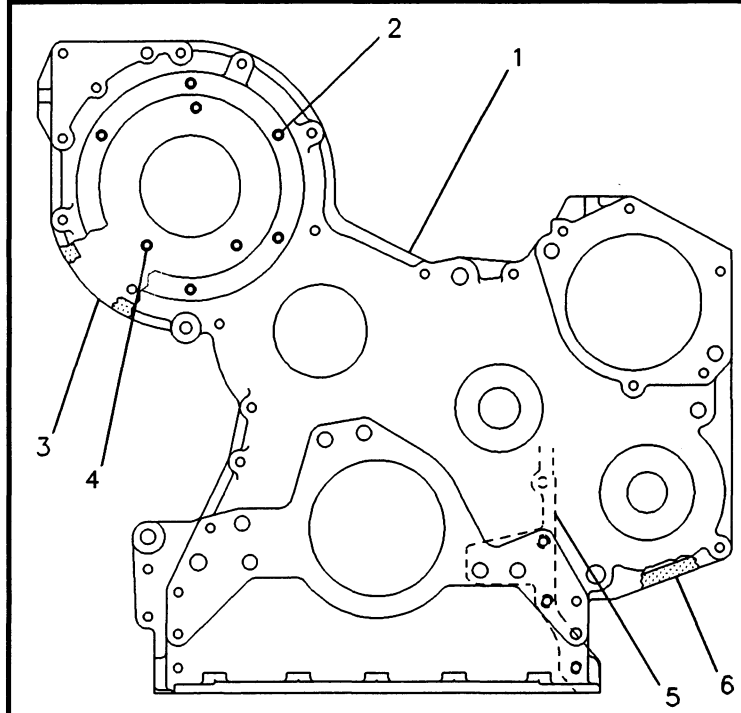
	NOTE	REF NO	PART NUMBER	QTY	PART NAME
		1	9H5921	1	GASKET-FLYWHEEL HOUSING
		2	5M6213	1	PLUG
		3	OS1587	13	BOLT
		4	2B0858	1	PLUG-PIPE
		5	7W9322	1	HOUSING-FLYWHEEL
	B	6	5F0304	1	PLUG-DRAIN
B		2A1162	1	GASKET	
B-USE AS REQUIRED					

R-522532 EP

1157

8N0442 HOUSING GP-FLYWHEEL

BASIC ENGINE



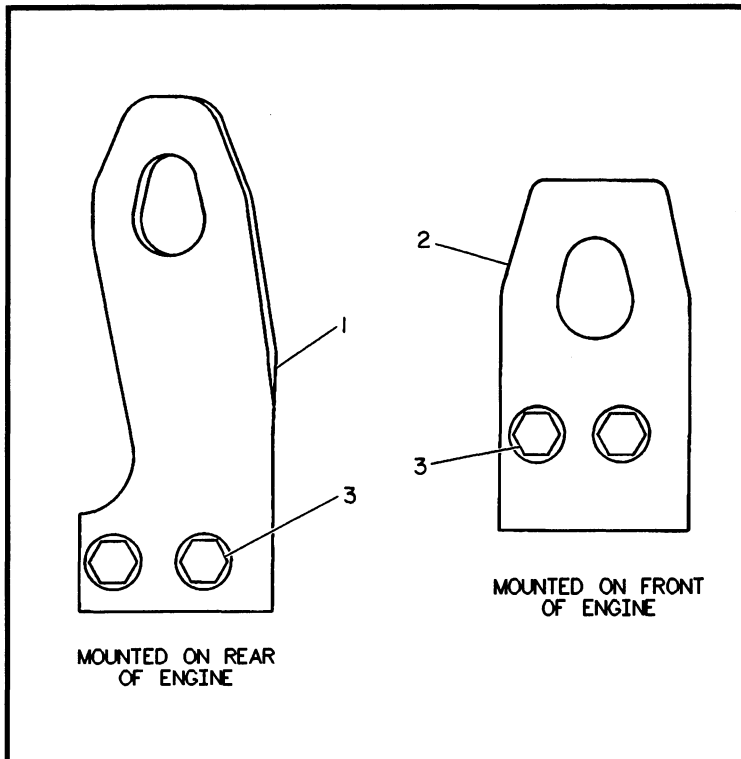
NOTE	REF NO	PART NUMBER	QTY	PART NAME
	1	8N0109	1	HOUSING AS-FRONT
	2	2S0042	6	STUD
C	3	1W7816	1	PLATE AS-FRONT
		1W7110	1	PLATE-FRONT
		5M6214	1	PLUG-PIPE
	4	6H0192	3	STUD
C	5	8N0110	1	GASKET-FRONT PLATE
	6	1W3900	1	GASKET

C-CHANGE FROM PREVIOUS TYPE

F-519017 EP

1162

8N0303 HOUSING GP-FRONT



NOTE	REF NO	PART NUMBER	QTY	PART NAME
C	1	4W8652	1	PLATE-EYE
	2	8N8721	1	PLATE-LIFTING EYE
	3	6V1999	4	BOLT
		8D5054	4	WASHER-HARD

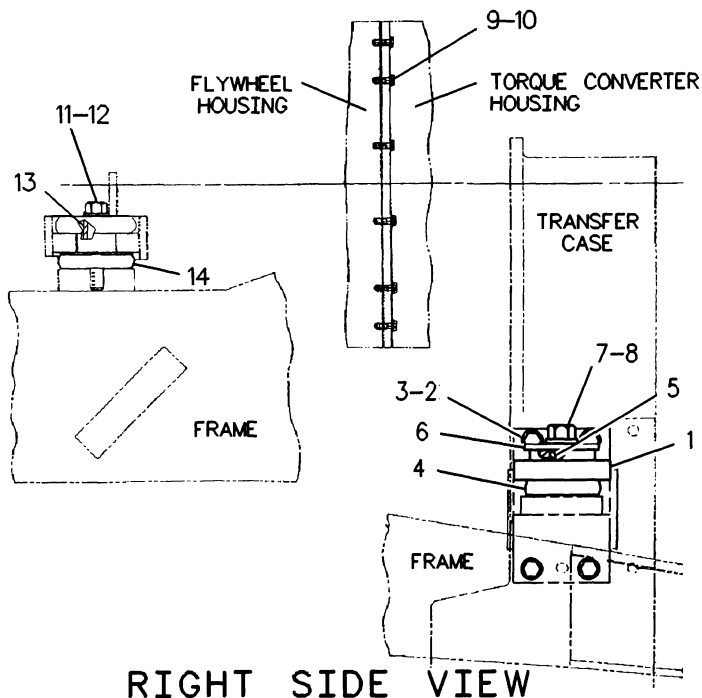
C-CHANGE FROM PREVIOUS TYPE

R-527057 EP

1122

6N8336 LIFTING GP-ENGINE

BASIC ENGINE



NOTE	REF NO	PART NUMBER	QTY	PART NAME
C	1	1004506	2	MOUNT AS
	2	2A1538	8	BOLT
	3	5P8248	8	WASHER-HARD
C	4	6Y9960	2	MOUNT AS
C	5	3E4887	2	SLEEVE
C	6	3E4888	2	WASHER
CM	7	8T0370	2	BOLT
C	8	9X8399	2	WASHER
	9	1A2029	12	BOLT
	10	5M2894	12	WASHER
	11	2A1420	2	BOLT
	12	5P8250	2	WASHER
	13	7N5656	2	SLEEVE
	14	8N1214	4	MOUNT AS

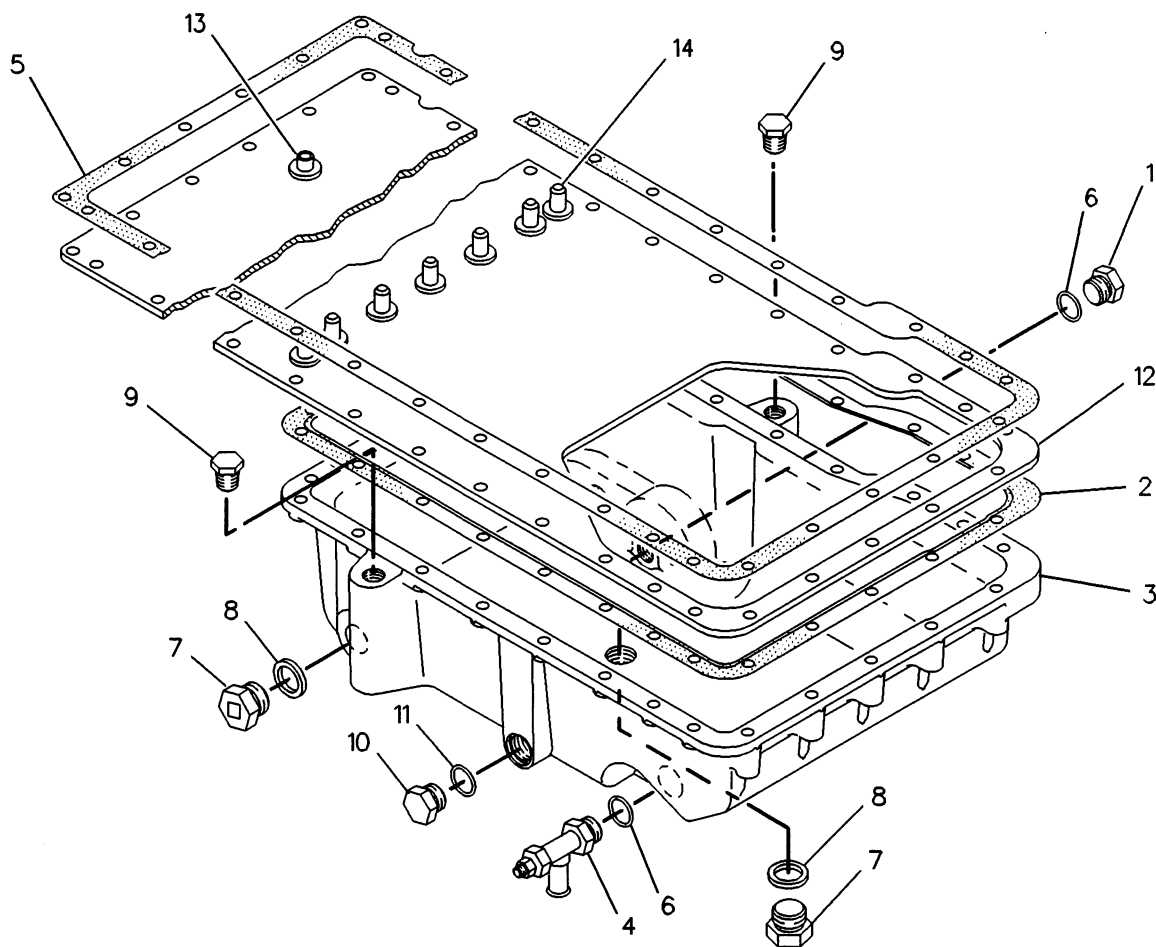
C-CHANGE FROM PREVIOUS TYPE
M-METRIC PART

R-566651 EP

1152

7E2925 MOUNTING GP-ENGINE & TMSN

BASIC ENGINE



NOTE	REF NO	PART NUMBER	QTY	PART NAME	NOTE	REF NO	PART NUMBER	QTY	PART NAME
	1	9S4185	1	PLUG-O-RING (3/4-16 THD)					
	2	8S1965	1	GASKET-OIL PAN					
	3	7E4237	1	PAN-OIL					
	4	7E4761	1	VALVE-SHUTOFF					
	5	1290357	1	GASKET (OIL PAN PLATE)					
	6	8L2786	2	SEAL-O-RING (16.36MM ID)					
	7	9X6451	2	PLUG-DRAIN					
	8	1210145	2	SEAL-O-RING					
B	9	7W6492	2	PLUG-PIPE (1/2-14 NPTF THD)					
B	10	9S4190	1	PLUG-O-RING (7/16-20 THD)					
B	11	2M9780	1	SEAL-O-RING (19.18MM ID)					
	12	2P1738	1	PLATE AS-OIL PAN					
	13	1S5304	1	LUG					
	14	9X8501	7	BOSS-WELD					

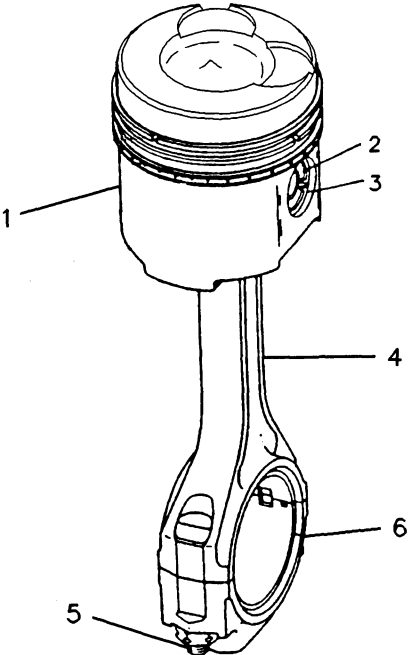
B-USE AS REQUIRED

F-640187 CP

1302

7E4236 PAN GP-OIL

BASIC ENGINE

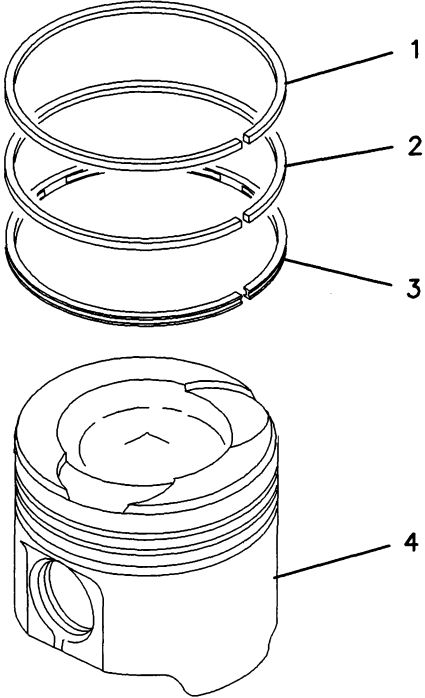
	NOTE	REF NO	PART NUMBER	QTY	PART NAME
	Y	1	9Y8218	1	PISTON GP
		2	7N9805	1	PIN-PISTON
		3	1S9543	2	RETAINER-PIN
	R	4	8N1721	1	ROD AS-CONNECTING
			8N1849	1	BEARING-CONNECTING ROD
		5	1P9956	2	BOLT-CONNECTING ROD
			5S6348	2	NUT
	A	6	4W5739	1	BEARING-CONNECTING ROD
			8N8221	1	BEARING-CONNECTING ROD .254MM(.01IN)UNDER SIZE
	A		8N8222	1	BEARING-CONNECTING ROD .508MM(.02IN)UNDER SIZE
A		8N8223	1	BEARING-CONNECTING ROD .762MM(.03IN)UNDER SIZE	
A-NOT PART OF THIS GROUP R-REMG PART MAY BE AVAILABLE Y-SEPARATE ILLUSTRATION					R-548978 EP

1225

9Y8219 PISTON & ROD GP

16:1 Ratio

9Y8218-Page 21

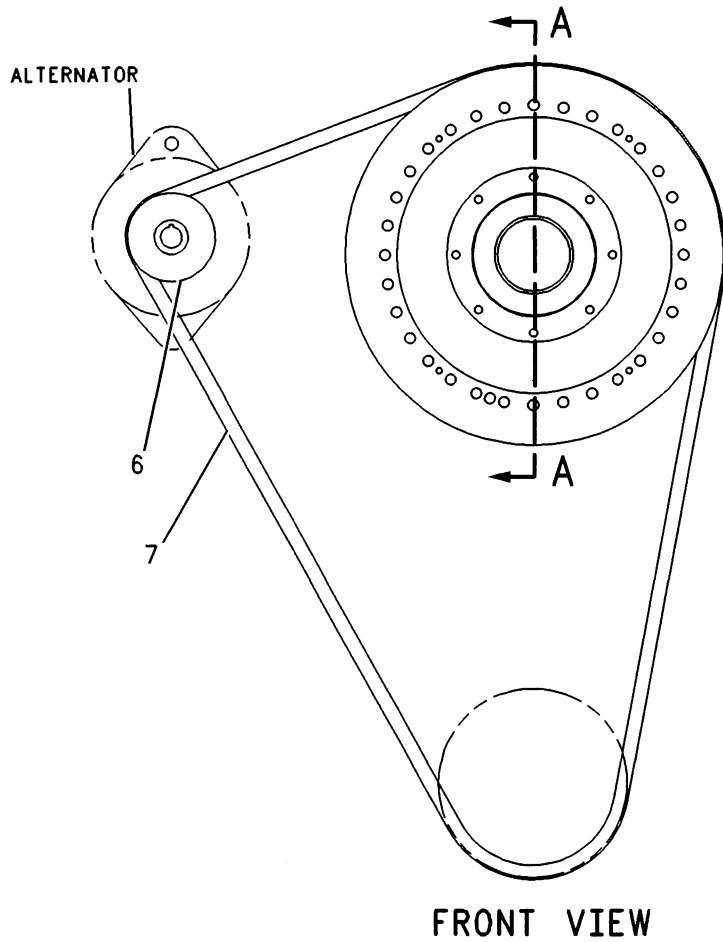
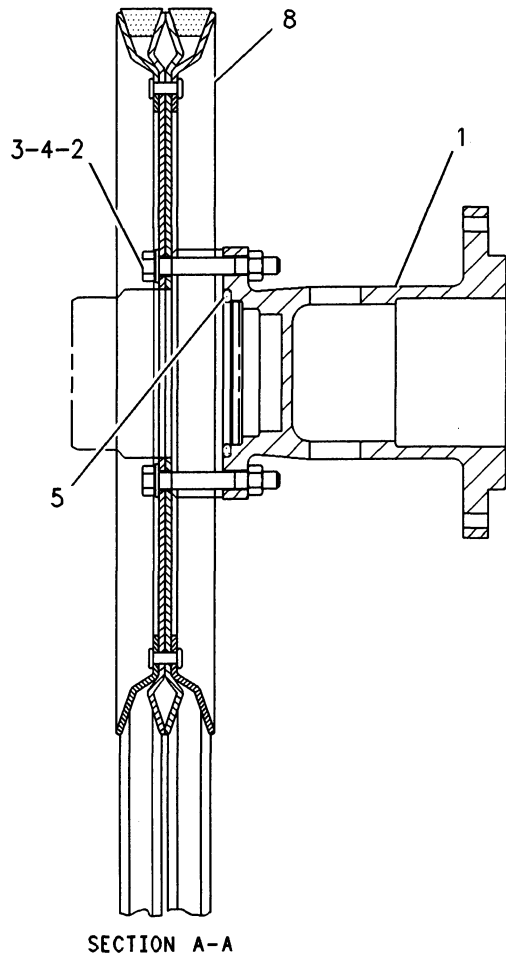
	NOTE	REF NO	PART NUMBER	QTY	PART NAME
	J	1	2W1707	1	RING-PISTON (TOP)
	J	2	2W1708	1	RING (INTERMEDIATE)
	J	3	7E6047	1	RING-PISTON (OIL)
	R	4	9Y8217	1	BODY AS-PISTON
				2W1709	1
R-REMG PART MAY BE AVAILABLE					R-539614 EP

1214

9Y8218 PISTON GP

Part Of 9Y8219 Piston & Rod

BASIC ENGINE



NOTE	REF NO	PART NUMBER	QTY	PART NAME	NOTE	REF NO	PART NUMBER	QTY	PART NAME
	1	2W7952	1	ADAPTER-FAN					
	2	8T9101	6	BOLT (3/8-16X2.75IN)					
	3	6V8801	6	NUT (3/8-16 THD)					
	4	8T4896	6	WASHER-HARD (2.5MM THK)					
	5	9F4446	1	SEAL-O-RING					
	6	2W8494	1	PULLEY-ALTERNATOR					
	7	7C3559	1	V-BELT SET					
	8	9N6611	1	PULLEY					

F-626563 CP

BASIC ENGINE

NOTE	REF NO	PART NUMBER	QTY	PART NAME
	1	7W5699	1	PULLEY-CRANKSHAFT
	2	7B5163	1	BOLT
		5S9948	1	WASHER-PULLEY

B-490394 EP

1205

2W9304 PULLEY GP-CRANKSHAFT

NOTE	REF NO	PART NUMBER	QTY	PART NAME
C	1	4W0452	1	SEAL GP-CRANKSHAFT
	2	9Y9895	1	SEAL GP-CRANKSHAFT

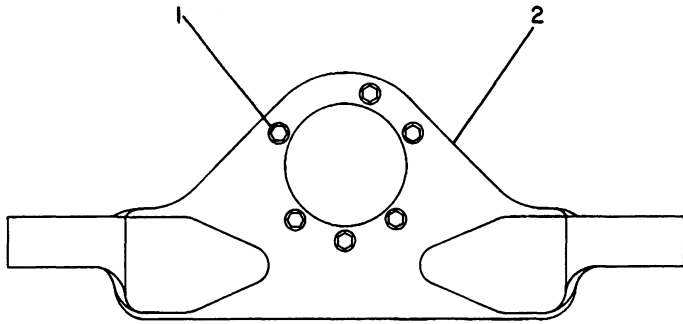
C-CHANGE FROM PREVIOUS TYPE

R-490391 EP

1160

2P6224 SEAL GP-CRANKSHAFT

BASIC ENGINE



NOTE	REF NO	PART NUMBER	QTY	PART NAME
	1	OS1585	6	BOLT
		5P8245	6	WASHER
	2	8N5094	1	SUPPORT AS-ENGINE

B-485431 EP

1154

6N3350 SUPPORT GP-ENGINE

PAGE

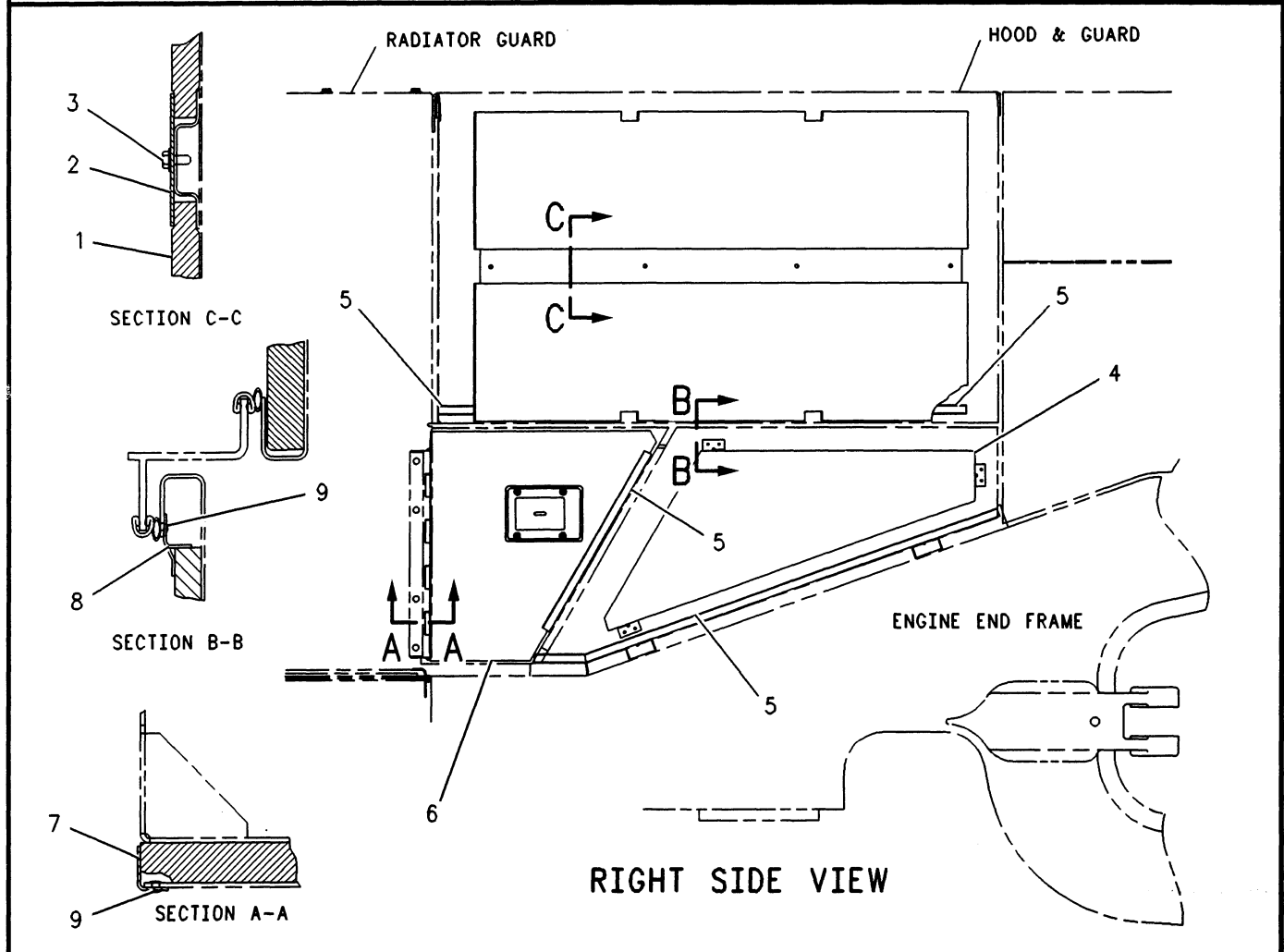
1 1235970 SUPPRESSION GP-SOUND..... 25

657995 P

1801

1235966 SUPPRESSION AR-SOUND
An Attachment

BASIC ENGINE



NOTE	REF NO	PART NUMBER	QTY	PART NAME	NOTE	REF NO	PART NUMBER	QTY	PART NAME
D	1	8R9561	4	LINER					
	2	8R9564	2	STRIP					
	3	8T4189	8	BOLT					
		5P4116	8	WASHER					
	4	8R9562	1	LINER-RH					
		8R9567	1	LINER-LH					
	5	5P7483		SEAL (5.4M)					
	6	1235977	1	LINER-LH					
		1235975	1	LINER-RH					
7	8R9566	2	ANGLE						
8	8R9565	6	RETAINER						
9	5P3671	16	RIVET-POP						

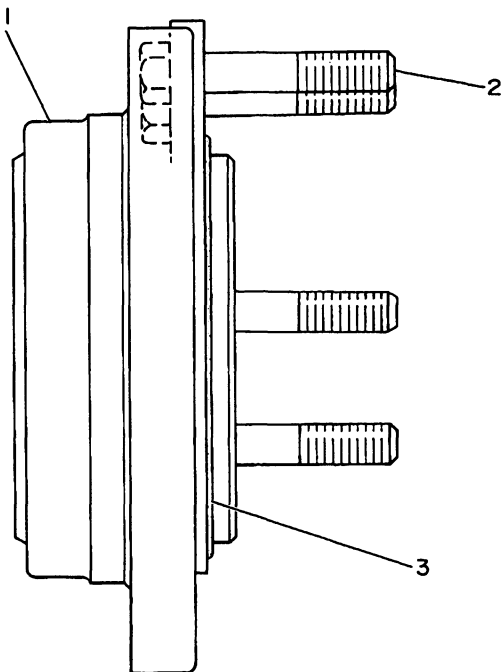
D-ORDER BY THE METER

F-626186 CP

7401

1235970 SUPPRESSION GP-SOUND
 Part Of 1235966 Suppression Ar-Sound
 An Attachment

BASIC ENGINE



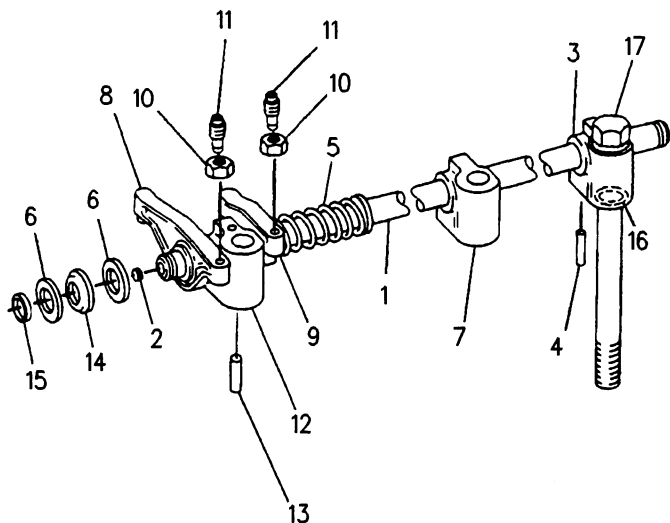
NOTE	REF NO	PART NUMBER	QTY	PART NAME
C	1	8N0105 2P1487	1	TRUNNION AS RING
	2	OL1329	6	BOLT
	3	2P1692	1	SEAL-O-RING

C-CHANGE FROM PREVIOUS TYPE

R-590597 P

1154

8N0107 TRUNNION GP-ENGINE



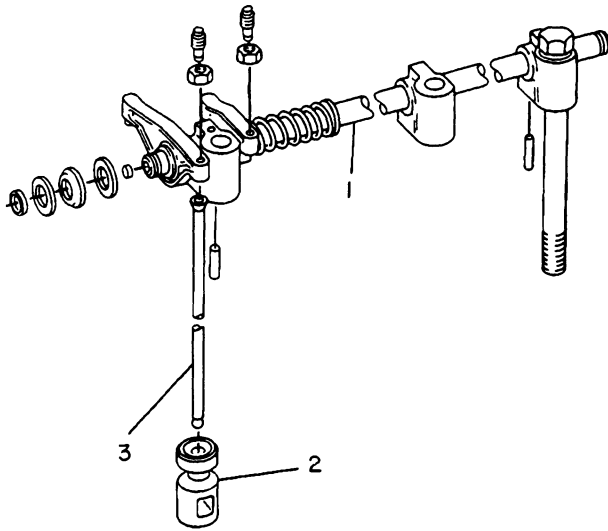
NOTE	REF NO	PART NUMBER	QTY	PART NAME
	1	8N3251	1	SHAFT-ROCKER ARM
		6V3508	2	PLUG-CUP
	2	3K8460	1	PLUG
	3	7C7011	1	BRACKET-SHAFT
	4	5M4606	1	DOWEL
	5	4B4910	5	SPRING
	6	9M9886	13	WASHER
	7	5S5879	4	BRACKET-SHAFT
	8	8N3325	6	ROCKER ARM GP (EXHAUST)
	9	8N3327	6	ROCKER ARM GP (INLET) (EACH ARM GP INCLUDES)
	10	3S2713	1	NUT-FULL (3/8-24 THD)
	11	5S5917	1	SCREW-ROCKER ADJUSTMENT
	12	8S1499	1	BRACKET AS-SHAFT
	13	1L5072	1	DOWEL
	14	7N0550	2	WASHER-SPRING
	15	9H1113	2	RING-RETAINER
	16	8M4448	1	SEAL-O-RING
	17	1B7709	1	BOLT (5/8-11X8IN)
		2S0736	1	WASHER-HARD

R-602929 CP

1102

7C7013 VALVE MECHANISM GP
Part Of 7N8026 Valve Mechanism

BASIC ENGINE



NOTE	REF NO	PART NUMBER	QTY	PART NAME
CY	1	7C7013	1	VALVE MECHANISM GP
	2	7S3161	12	LIFTER-VALVE
	3	5S5918	12	PUSHROD-VALVE

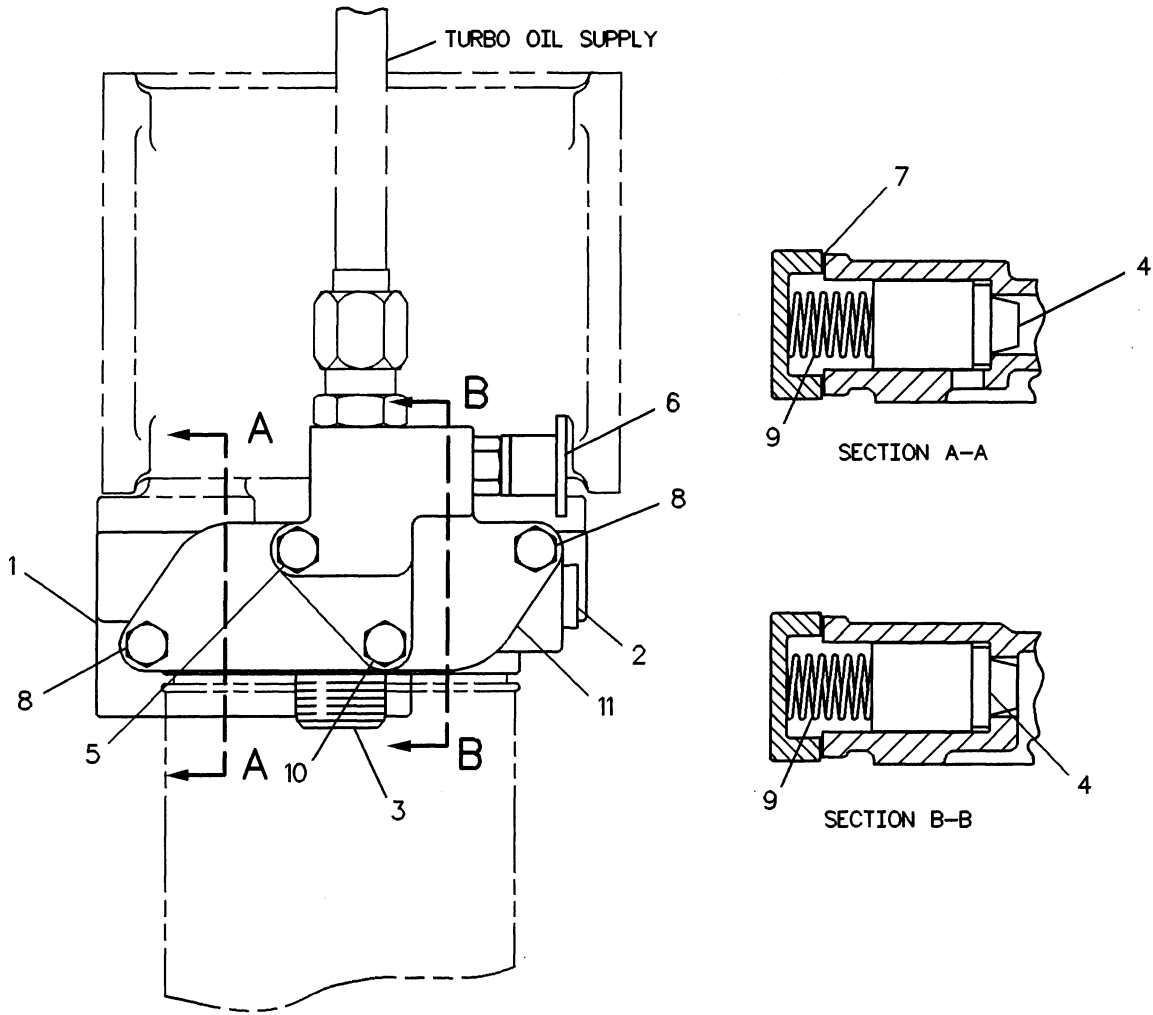
C-CHANGE FROM PREVIOUS TYPE
Y-SEPARATE ILLUSTRATION

B-471215 EP

1102

7N8026 VALVE MECHANISM GP
7C7013-Page 26

LUBRICATION SYSTEM



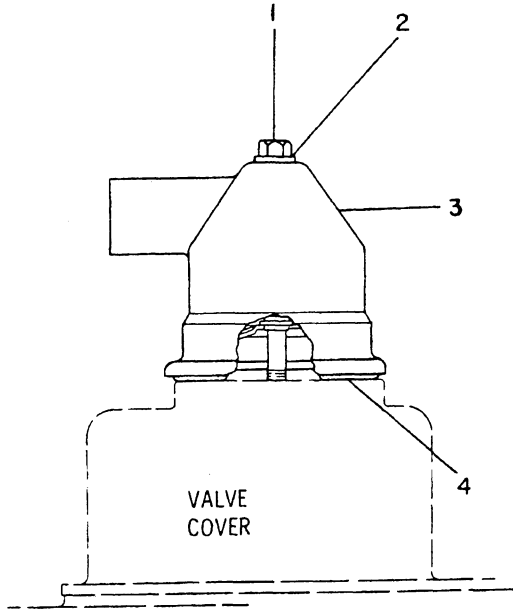
NOTE	REF NO	PART NUMBER	QTY	PART NAME	NOTE	REF NO	PART NUMBER	QTY	PART NAME
	1	9Y7149	1	BASE AS-OIL FILTER					
		3B0645	3	PLUG-CUP					
	2	2B0858	1	PLUG-PIPE					
	3	2P2537	1	STUD-HOLLOW					
	4	1P1367	2	PLUNGER					
	5	2B2694	1	BOLT (5/16-18X2IN)					
	6	8C3445	1	CAP-DUST					
		3J7354	1	SEAL-O-RING (8.92MM ID)					
		8C3446	1	VALVE-FLUID SAMPLING					
	7	9Y6860	1	GASKET					
	8	1B2790	2	BOLT (5/16-18X1.375IN)					
	9	8M3182	2	SPRING					
	10	1B9575	1	BOLT (5/16-18X1.75IN)					
	11	4P8453	1	COVER					

F-576842 EP

1306

4P8455 BASE GP-OIL FILTER
Part Of 1028438 Cooler-Filter Base & Engine Oil

LUBRICATION SYSTEM



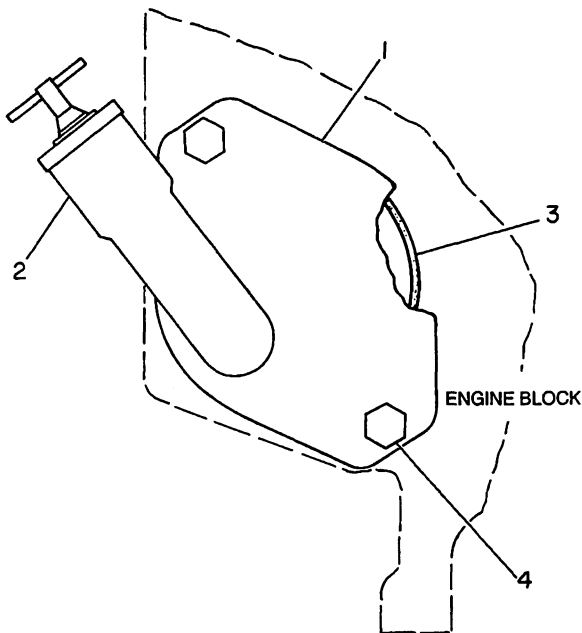
NOTE	REF NO	PART NUMBER	QTY	PART NAME
	1	3H3243	1	BOLT
C	2	9N0869	1	WASHER
C	3	2W9162	1	BREATHER AS-CRANKCASE
C	4	4L9564	1	SEAL-O-RING

C-CHANGE FROM PREVIOUS TYPE

B-593814 EP

1317

1P4244 BREATHER GP-CRANKCASE



NOTE	REF NO	PART NUMBER	QTY	PART NAME
	1	1W4928	1	PIPE-OIL FILLER
		7S1801	1	ANCHOR-CHAIN
	2	7S1803	1	CAP AS-OIL FILLER
	3	5F3106	1	SEAL-O-RING
	4	OS1566	2	BOLT

B-234993 EP

1316

8N9703 FILLER GP-OIL

LUBRICATION SYSTEM

NOTE	REF NO	PART NUMBER	QTY	PART NAME
	1	4P8085	1	HOSE-DISPOSAL
	2	9M2904	1	CLAMP-HOSE
	3	8T2502	1	BOLT
	4	8T4896	1	WASHER-HARD
	5	4D7388	1	CLIP

R-526324 EP

1317

7C7734 FUMES DISPOSAL GP

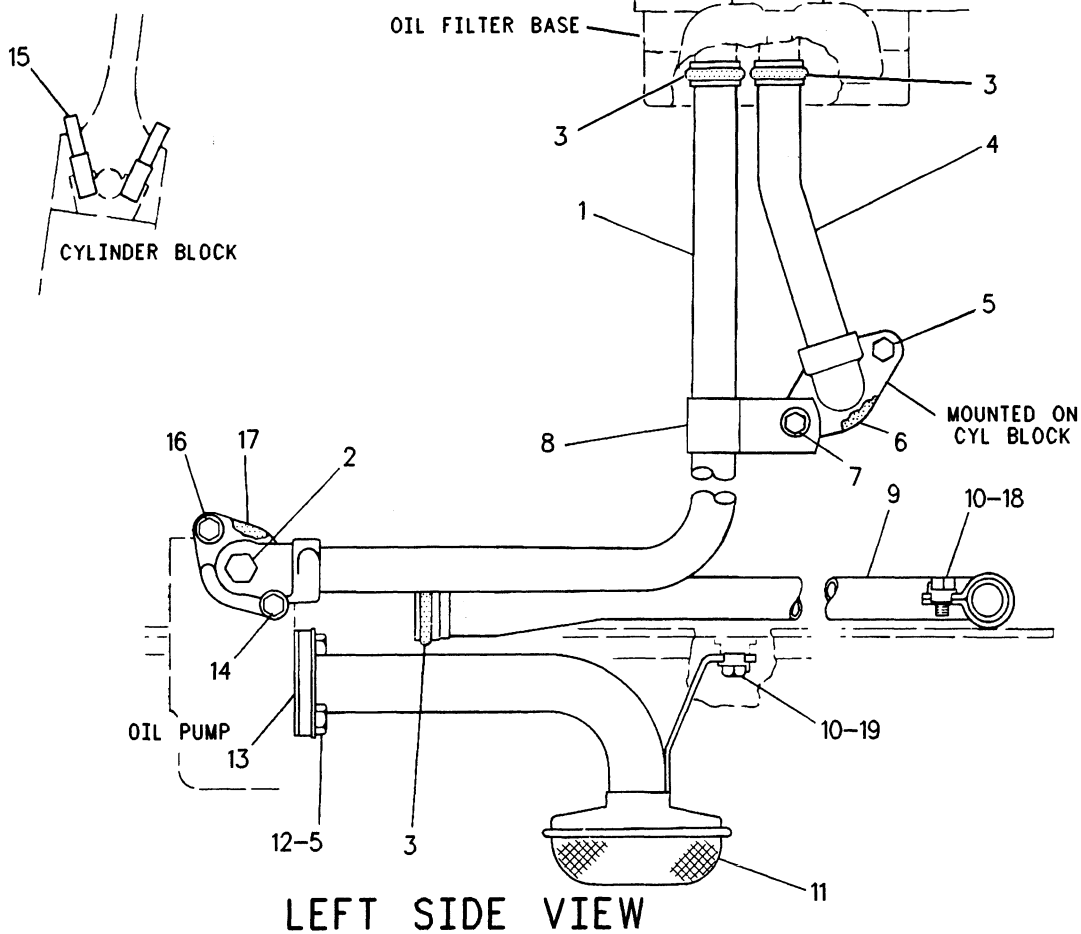
NOTE	REF NO	PART NUMBER	QTY	PART NAME
	1	5K9243	2	ELBOW-FLARED
	2	2P2697	1	TUBE AS-AIR VENT
	3	1W4321	1	GAUGE AS-OIL LEVEL (DIPSTICK)
	4	1W4323	1	TUBE AS
	5	8S1326	1	CONNECTOR AS
		5P4443	1	SLEEVE-AIR BRAKE
		5P4448	1	NUT-AIR BRAKE
	7	2W7138	1	BRACKET
	8	4B0418	1	CLIP
	9	OS0509	1	BOLT
		9S8752	1	NUT-FULL
		5M2894	2	WASHER

B-582338 EP

1326

1118009 GAUGE GP-OIL LEVEL (DIPSTICK)

LUBRICATION SYSTEM



NOTE	REF NO	PART NUMBER	QTY	PART NAME	NOTE	REF NO	PART NUMBER	QTY	PART NAME
	1	8N7318	1	TUBE AS-INLET					
	2	5M6213	1	PLUG					
	3	1142687	3	SEAL-O-RING					
	4	8N7315	1	TUBE AS-OUTLET					
	5	OS1594	3	BOLT					
	6	7F7590	1	GASKET					
	7	OS1571	1	BOLT					
		1L5081	1	SPACER					
		5M2894	1	WASHER					
	8	4L3641	1	CLIP					
	9	2P1739	1	TUBE AS-PUMP					
	10	OTO102	2	BOLT					
C	11	7W9020	1	BELL AS-PUMP SUCTION					
	12	8S8874	1	LOCK-NUT					
	13	8M0904	1	GASKET					
	14	OL2070	1	BOLT					
	15	2S1541	6	ORIFICE-JET					
	16	1A2029	1	BOLT					
	17	2M5407	1	GASKET					
	18	OLO364	1	LOCK					
	19	5H3204	1	LOCK (T-SHAPED)					

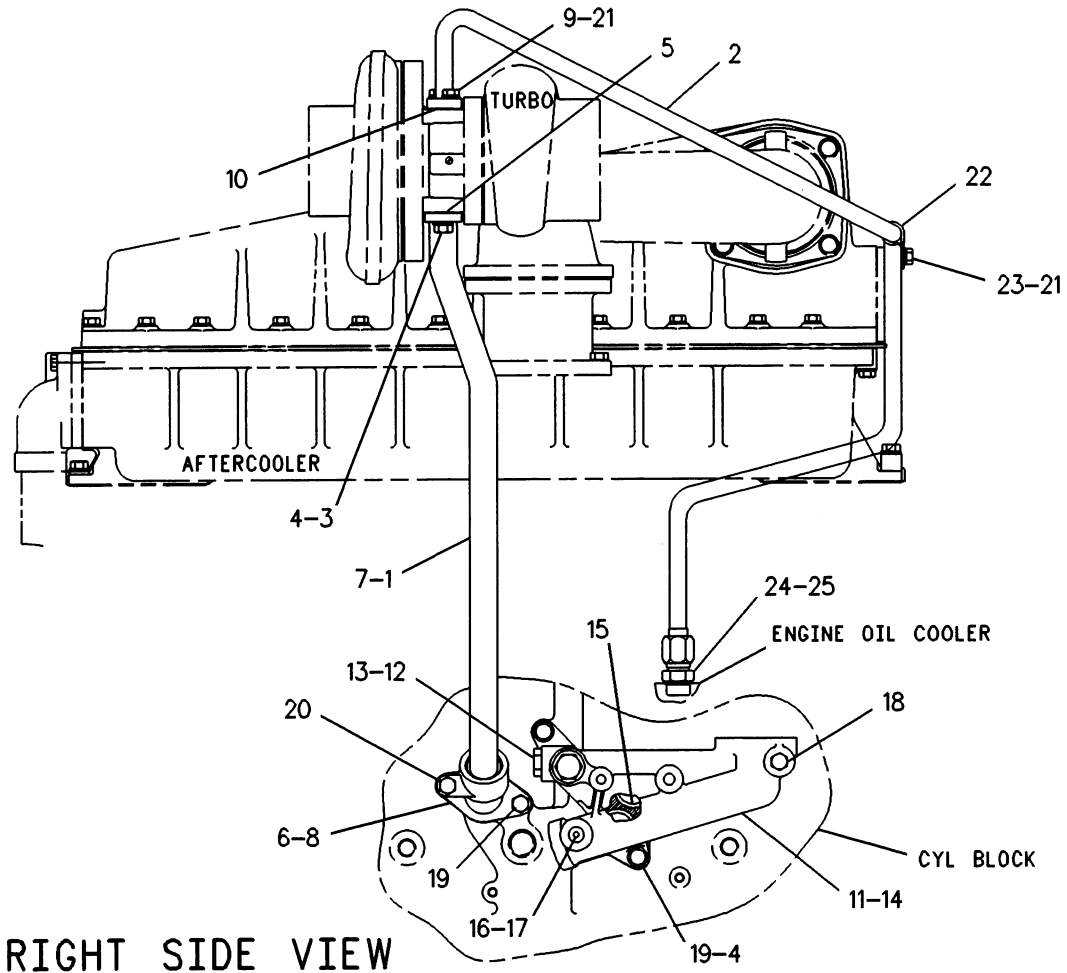
C-CHANGE FROM PREVIOUS TYPE

F-615134 CP

13 1307

2P6105 LINES GP-ENGINE OIL

LUBRICATION SYSTEM



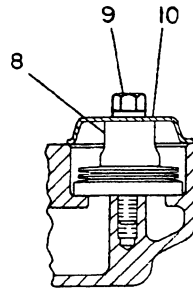
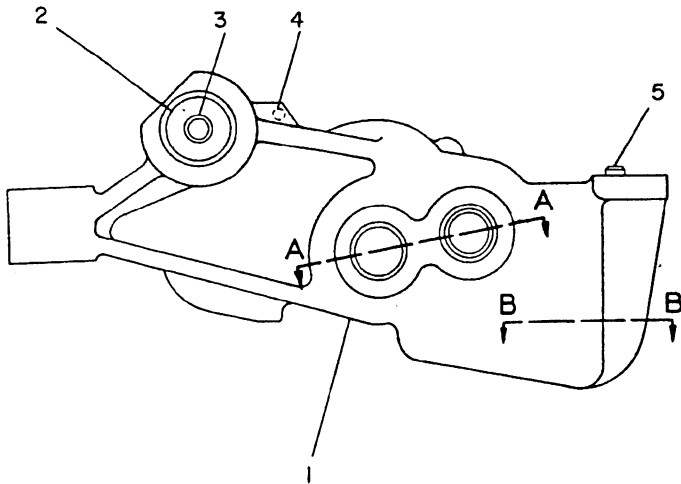
NOTE	REF NO	PART NUMBER	QTY	PART NAME	NOTE	REF NO	PART NUMBER	QTY	PART NAME
	1	6I2892	1	TUBE AS-OIL					
	2	1094733	1	TUBE AS-OIL					
	3	OS1594	2	BOLT					
	4	5M2894	4	WASHER					
	5	9Y3595	1	GASKET					
	6	4M6480	1	GASKET					
	7	9M4849	1	SEAL-O-RING					
	8	9N5328	1	ADAPTER					
	9	OS1618	2	BOLT					
	10	8H9788	1	GASKET					
	11	4W1512	1	SUPPORT AS-PUMP					
		5H4279	1	PLUG-CUP					
	12	9S4185	2	PLUG-O-RING					
	13	3K0360	2	SEAL-O-RING					
	14	8M5253	1	SEAL					
	15	8M5248	2	SEAL-O-RING					
	16	9S8002	1	PLUG-O-RING					
	17	3J7354	1	SEAL-O-RING					
	18	8T6765	1	PLUG-PIPE					
	19	1A2029	3	BOLT					
	20	OL1143	1	BOLT					
	21	9M1974	3	WASHER-HARD					
	22	9M8406	1	CLIP					
	23	1H5514	1	BOLT					
	24	9M4584	1	CONNECTOR-FLARED					
	25	2M9780	1	SEAL-O-RING					

F-576885 EP

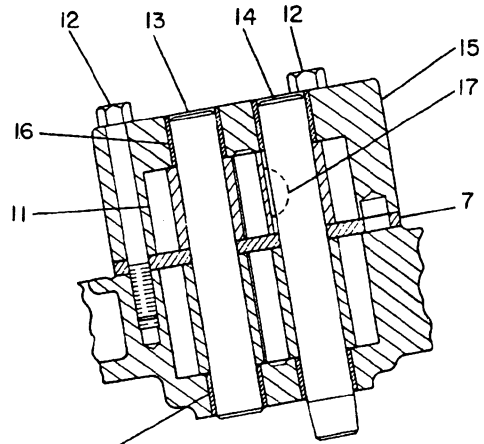
1307

6I2890 LINES GP-TURBOCHARGER OIL

LUBRICATION SYSTEM



SECTION B-B



SECTION A-A

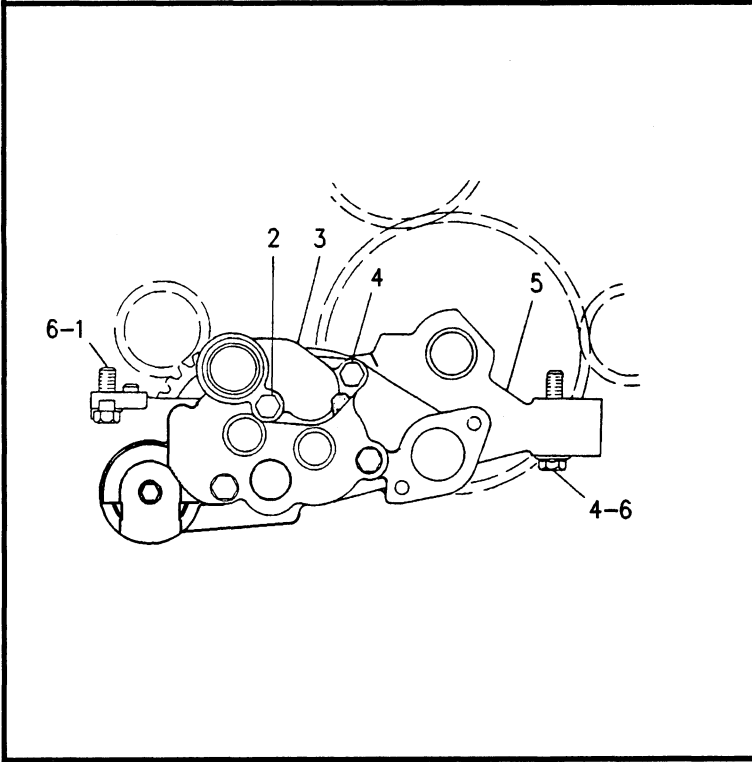
NOTE	REF NO	PART NUMBER	QTY	PART NAME	NOTE	REF NO	PART NUMBER	QTY	PART NAME
	1	4W2322	1	BODY AS-OIL PUMP					
	2	2P1170	1	SHAFT AS-GEAR					
	3	4B9782	1	BALL					
	4	4B9880	1	BALL					
	5	1F1006	1	DOWEL					
	6	8S6511	2	BEARING-SLEEVE					
	7	2P1781	1	SPACER-OIL PUMP					
	8	4P3546	1	VALVE AS-RELIEF					
	9	2B2694	1	BOLT					
		9M1974	1	WASHER-HARD					
	10	4N3732	1	COVER-VALVE					
	11	6N1036	2	GEAR-OIL PUMP (8 TEETH)					
	12	OTO065	3	BOLT					
	13	8S0493	1	SHAFT AS-PUMP					
	14	6I1345	1	SHAFT AS-OIL PUMP					
	15	4W2321	1	BODY AS-PUMP					
	16	8S6511	2	BEARING-SLEEVE					
	17	1B8709	1	KEY-WOODRUFF					

B-551688 EP

1304

6I1346 PUMP GP-ENGINE OIL *R
Two Section Gear
Part Of 1068958 Pump-Engine Oil

LUBRICATION SYSTEM



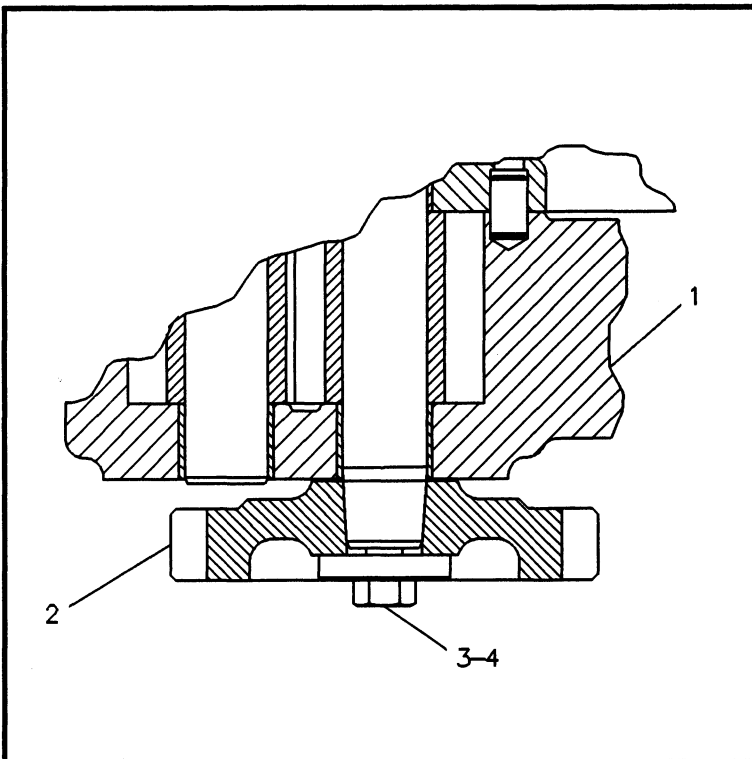
NOTE	REF NO	PART NUMBER	QTY	PART NAME
	1	3B1915	2	BOLT
	2	OS1619	1	BOLT
	3	4N5353	1	ELBOW-LINE
		2P8746	1	GASKET
	4	OS1590	3	BOLT
Y	5	1068958	1	PUMP GP-ENGINE OIL
	6	5M2894	4	WASHER

Y-SEPARATE ILLUSTRATION

R-571117 EP

1304

1068957 PUMP GP-ENGINE OIL
1068958-Page 34



NOTE	REF NO	PART NUMBER	QTY	PART NAME
RY	1	6I1346	1	PUMP GP-ENGINE OIL
	2	4P7830	1	GEAR-OIL DRIVE (33 TEETH)
	3	OS1590	1	BOLT (3/8-16X2IN)
	4	1P7346	1	WASHER

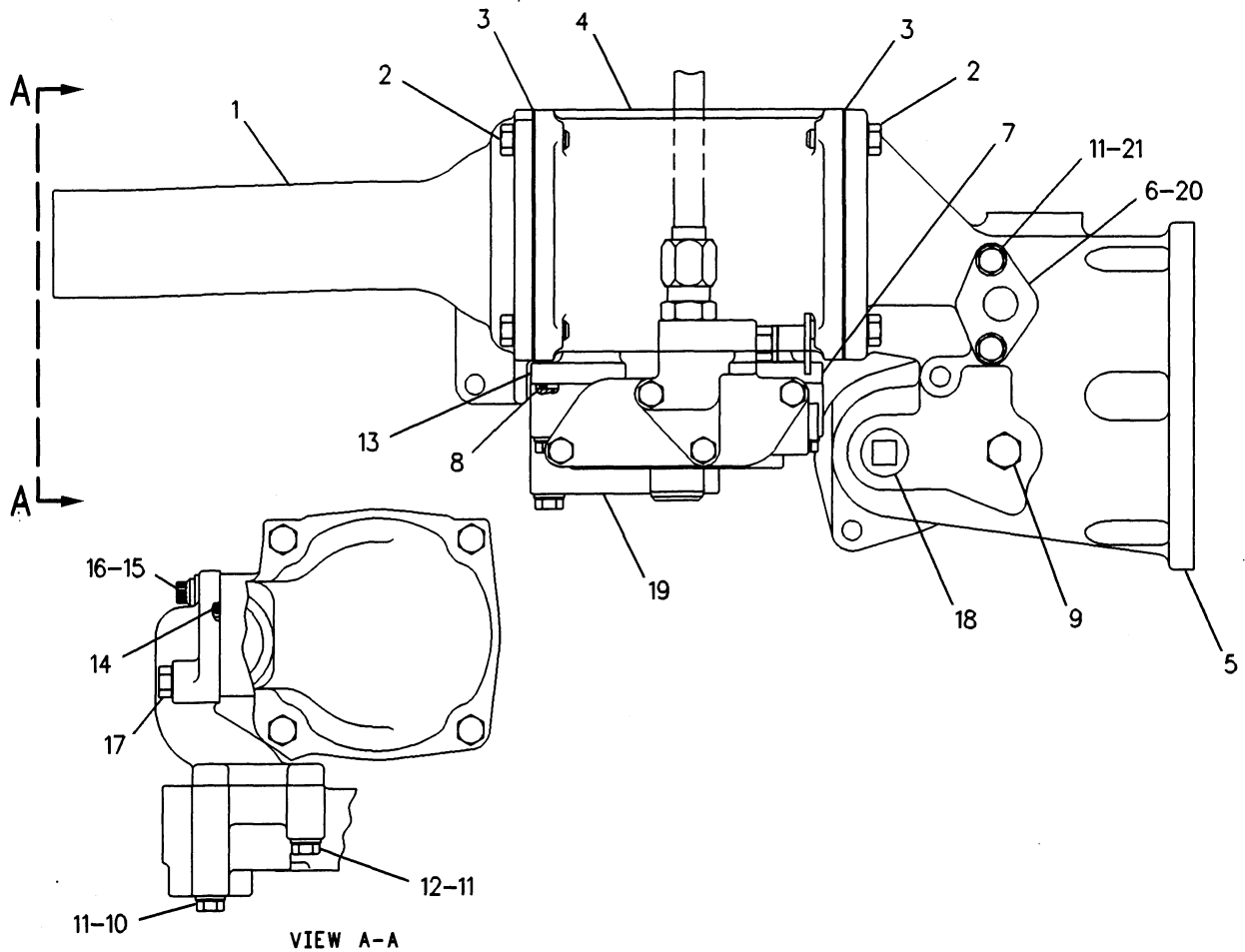
R-REMG PART MAY BE AVAILABLE
Y-SEPARATE ILLUSTRATION

F-571082 EP

1304

1068958 PUMP GP-ENGINE OIL
6I1346-Page 33
Part Of 1068957 Pump-Engine Oil

COOLING SYSTEM



NOTE	REF NO	PART NUMBER	QTY	PART NAME	NOTE	REF NO	PART NUMBER	QTY	PART NAME
R	1	2P8870	1	PIPE-PUMP OUTLET					
	2	1A2029	8	BOLT (3/8-16X1.125IN)					
	3	8S5409	2	GASKET					
	4	7N0110	1	CORE AS-OIL COOLER					
	5	1340658	1	BONNET-OIL COOLER					
	6	5P9771	1	COVER					
	7	2P7734	1	ELBOW-OUTLET					
	8	5P8118	2	SEAL-O-RING					
	9	8T6767	1	PLUG-PIPE (3/8-18 NPTF THD)					
	10	1D4540	1	BOLT (5/16-18X2.75IN)					
	11	9M1974	6	WASHER-HARD (2MM THK)					
	12	1H5514	3	BOLT (5/16-18X1.625IN)					
	13	2P7732	1	ELBOW-COOLER INLET					
	14	3P1155	2	SEAL-O-RING (24.99MM ID)					
	15	1T0765	2	BOLT (3/8-16X1.00IN)					
	16	5M2894	2	WASHER (2.5MM THK)					
	17	OS1591	2	BOLT (3/8-16X1.5IN)					
	18	7X7731	1	PLUG-PIPE (3/4-14 NPTF THD)					
Y	19	4P8455	1	BASE GP-OIL FILTER					
	20	4N3841	1	GASKET					
	21	OS1618	2	BOLT (5/16X18X1IN)					

R-REMFG PART MAY BE AVAILABLE
Y-SEPARATE ILLUSTRATION

F- 684633 P

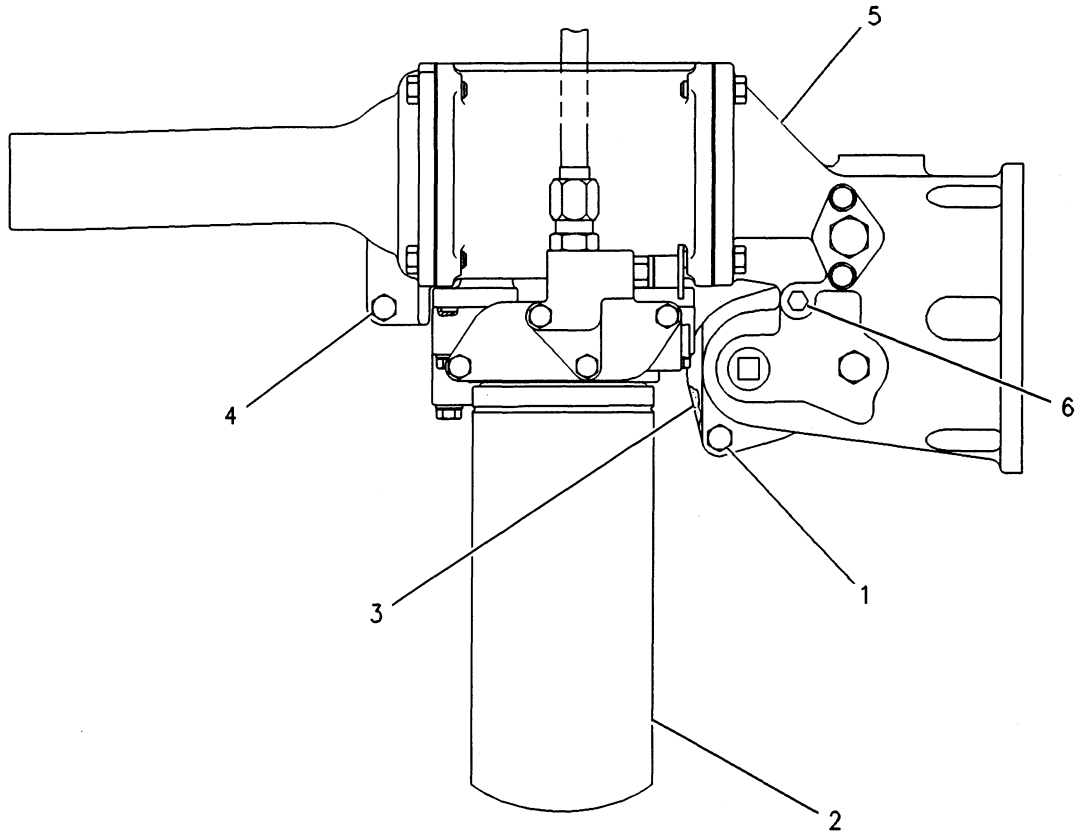
1378

1028438 COOLER GP-FLTR BASE & ENG OIL

4P8455-Page 28

Part Of 1028439 Cooler-Filtr Base & Eng Oil

COOLING SYSTEM



NOTE	REF NO	PART NUMBER	QTY	PART NAME	NOTE	REF NO	PART NUMBER	QTY	PART NAME
	1	1A2029	1	BOLT (3/8-16X1.125IN)					
	2	1R0739	1	FILTER AS-OIL					
	3	2W4561	1	GASKET					
	4	OS1591	1	BOLT (3/8-16X1.5IN)					
Y	5	1028438	1	COOLER GP-FLTR BASE & ENG OIL					
	6	9F8999	1	BOLT (3/8-16X7IN)					

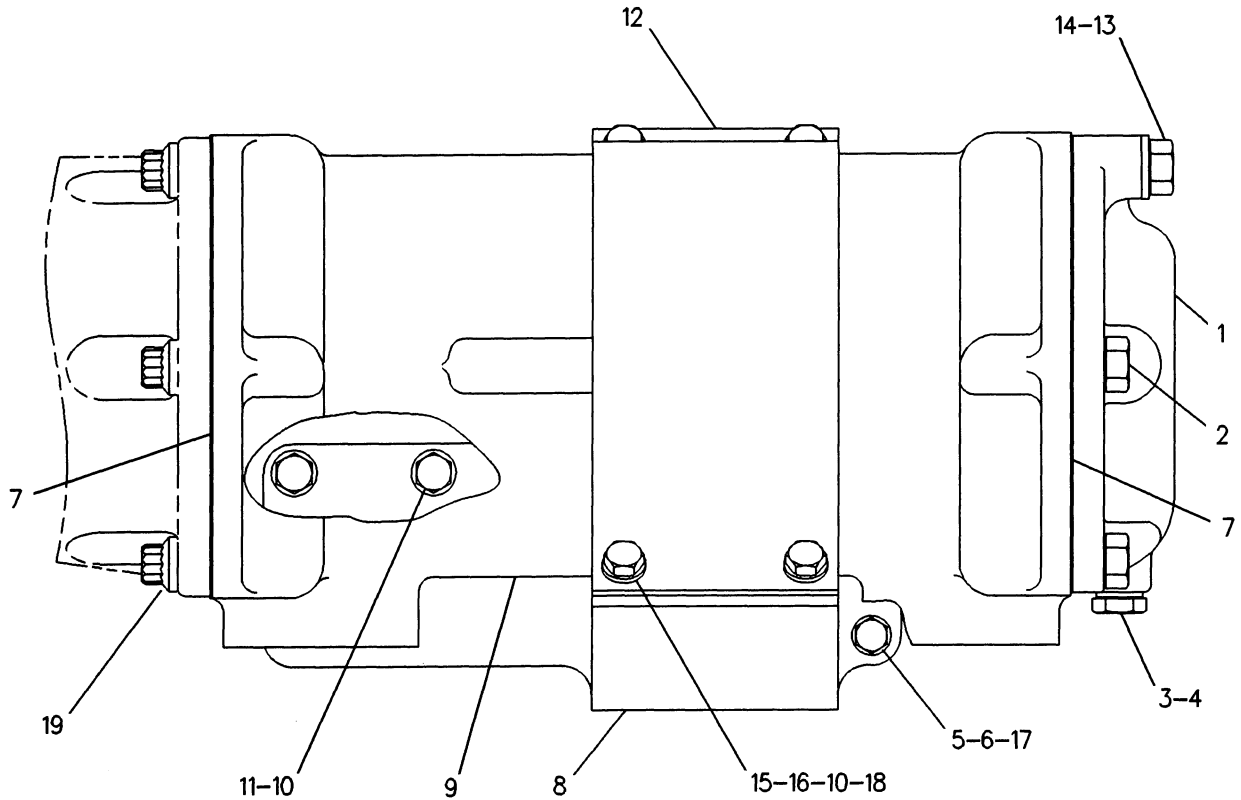
Y-SEPARATE ILLUSTRATION

F-684638 P

1378

1028439 COOLER GP-FLTR BASE & ENG OIL
1028438-Page 35

COOLING SYSTEM



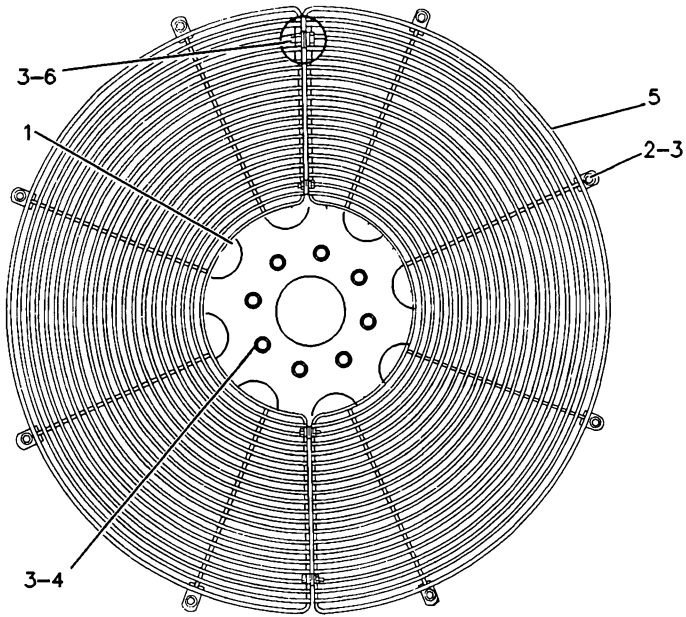
NOTE	REF NO	PART NUMBER	QTY	PART NAME	NOTE	REF NO	PART NUMBER	QTY	PART NAME
	1	8S4304	1	BONNET-TMSN OIL COOLER					
	2	OS1595	4	BOLT (1/2-13X1.25IN)					
	3	8M9307	1	PLUG-DRAIN					
	4	6F7062	1	WASHER					
	5	9M1974	2	WASHER-HARD (2MM THK)					
	6	5G4313	1	SPACER					
	7	2S0795	2	GASKET					
	8	1026291	1	BRACKET					
	9	1275537	1	CORE AS					
	10	5M2894	6	WASHER (2.5MM THK)					
	11	1A2029	2	BOLT (3/8-16X1.125IN)					
	12	1028441	1	CLAMP					
	13	OS1587	2	BOLT (1/2-13X1.75IN)					
	14	5P8245	2	WASHER (3MM THK)					
	15	OS1594	4	BOLT (3/8-16X1IN)					
	16	9S8752	4	NUT-FULL (3/8-16 THD)					
	17	1B2790	1	BOLT (5/16-18X1.375IN)					
	18	9X6458	4	WASHER-HARD (3MM THK)					
	19	8M2530	6	BOLT-12 POINT HEAD (1/2-13X1.25IN)					

F-625962 CP

1375

1028440 COOLER GP-TRANSMISSION OIL

COOLING SYSTEM



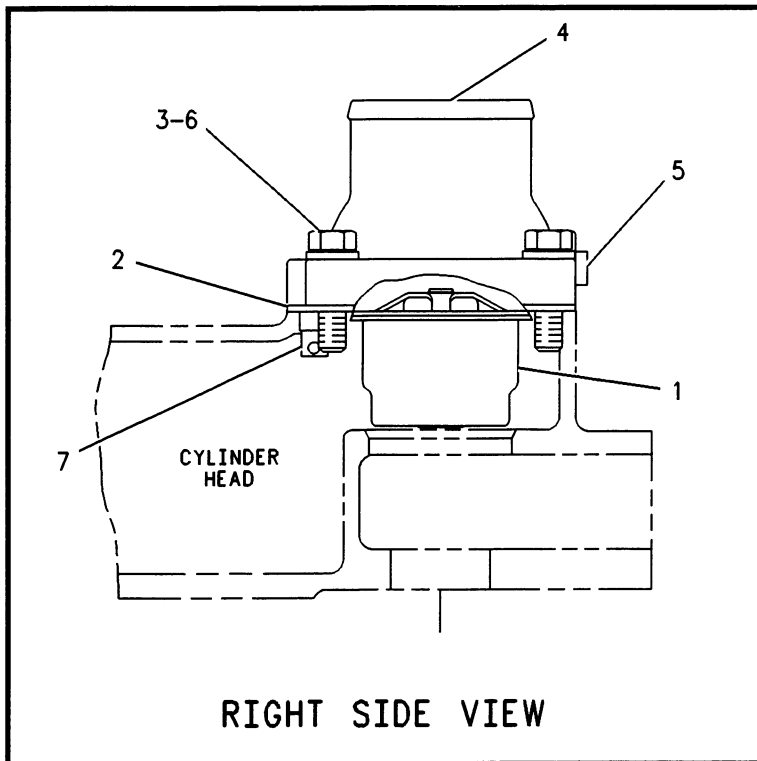
NOTE	REF NO	PART NUMBER	QTY	PART NAME
	1	7E3557	1	SPIDER AS-FAN
M	2	8T4136	8	BOLT
				-OR-
M	3	8T4133	8	NUT
		5P1075	20	WASHER-HARD (3MM THK)
				-OR-
	4	8T4121	20	WASHER (2.5MM THK)
	5	4L9337	8	BOLT
	5	7C3093	2	GUARD AS
				(EACH INCLUDES)
		9F2978	2	NUT-WELD
		6N8599	4	CLIP
	6	8T4136	4	BOLT

M-METRIC PART

R-529239 EP

1356

7E2926 FAN GP-BLOWER



NOTE	REF NO	PART NUMBER	QTY	PART NAME
	1	1118010	1	REGULATOR-WATER TEMPERATURE
	2	7N0944	1	GASKET
	3	8T4896	4	WASHER-HARD
	4	1W6810	1	PIPE-OUTLET
	5	8T6763	1	PLUG
	6	5S7382	4	BOLT (3/8-16X1.375IN)
	7	8N4485	1	VALVE AS

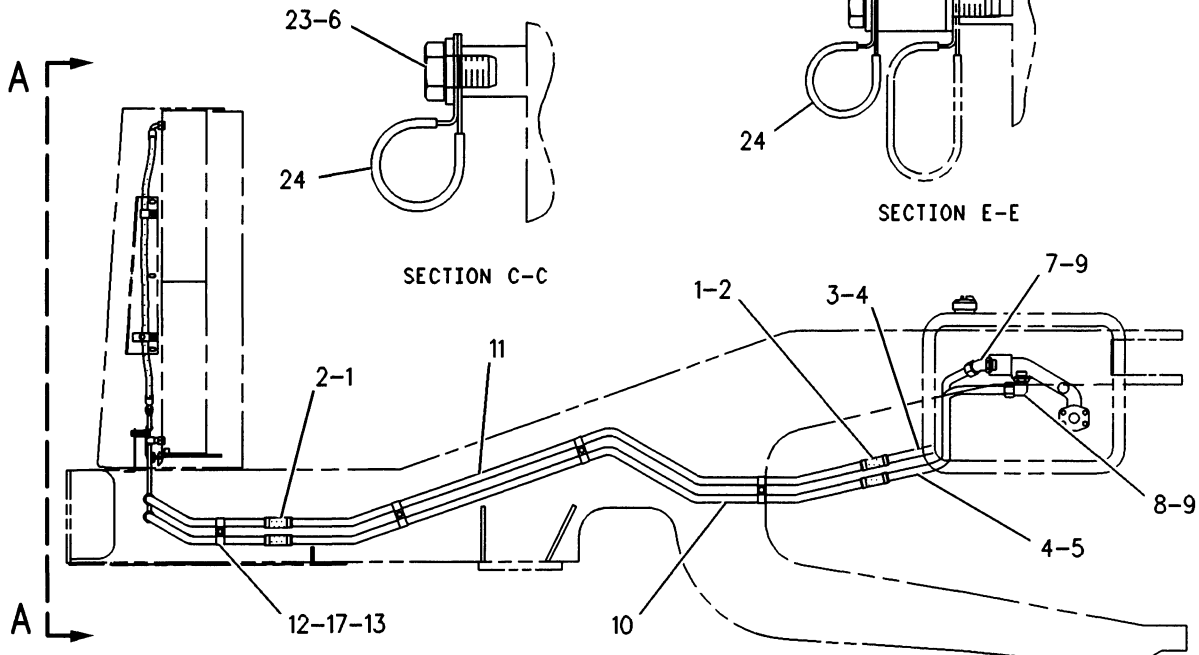
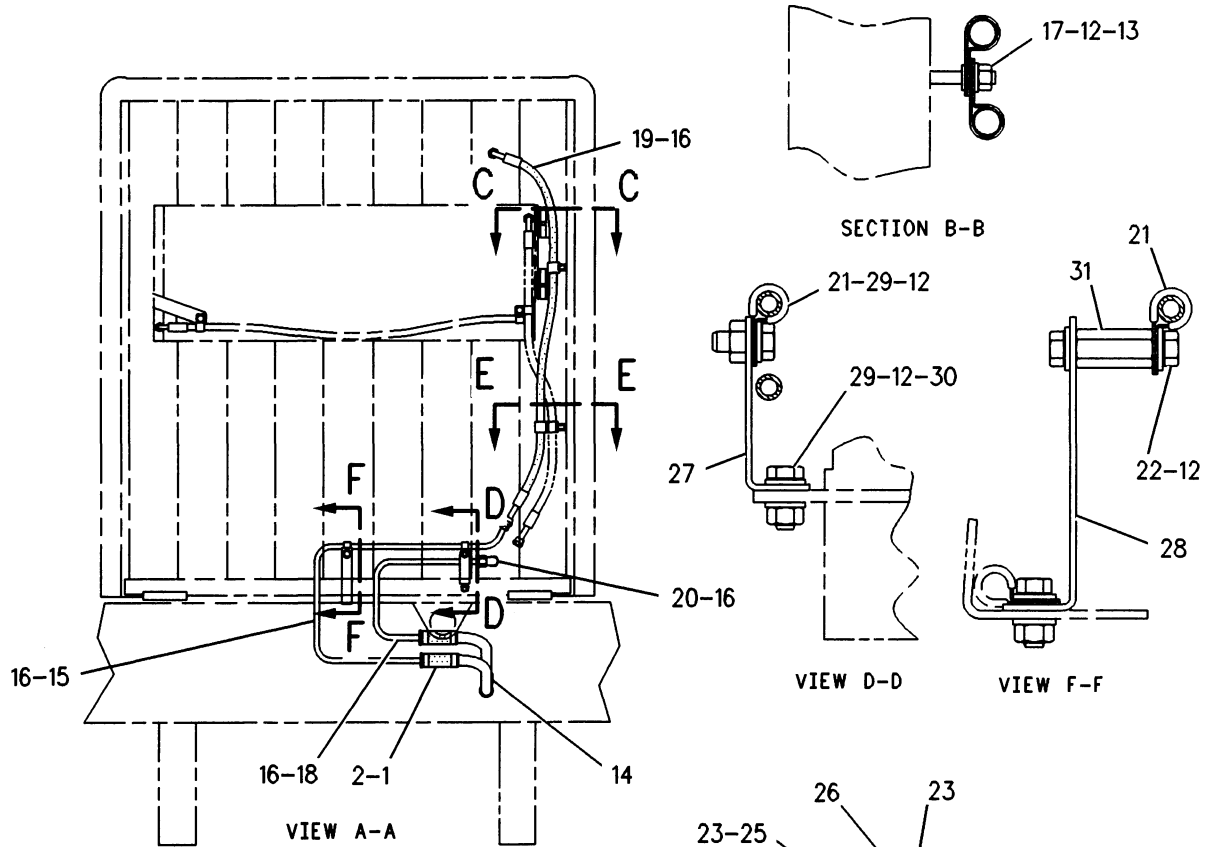
F-604139 CP

1355

1022769 HOUSING & REGULATOR GP

MEMORANDA

COOLING SYSTEM



RIGHT SIDE VIEW

F-654466 CP

5057

1213068 LINES GP-HYDRAULIC OIL COOLER
Part Of 1190011 Chassis Ar

COOLING SYSTEM

NOTE	REF NO	PART NUMBER	QTY	PART NAME	NOTE	REF NO	PART NUMBER	QTY	PART NAME
E	1	5P2094		HOSE (13CM)					
	2	7X7958	12	CLAMP-HOSE					
	3	1235944	1	TUBE AS					
	4	5K9090	2	SEAL-O-RING (23.5MM ID)					
	5	1235943	1	TUBE AS					
M	6	8T4191	1	BOLT (M10X1.5OX16MM)					
	7	6V9005	1	ELBOW-45 DEGREE					
	8	6V9008	1	ELBOW-90 DEGREE					
	9	7M8485	2	SEAL-O-RING (29.74MM ID)					
	10	1235942	1	TUBE					
	11	1235941	1	TUBE					
	12	8T4896	9	WASHER-HARD (2.5MM THK)					
	13	1S0724	8	CLIP					
	14	1120881	2	TUBE					
	15	1309248	1	TUBE AS					
	16	6V8398	5	SEAL-O-RING (12.47MM ID)					
	17	6V8801	4	NUT (3/8-16 THD)					
	18	1309247	1	TUBE AS					
I	19	1309473	1	HOSE AS					
	20	6V9851	1	ELBOW-90 DEGREE SWIVEL					
	21	8M2770	2	CLIP (12.7MM ID)					
	22	5M3062	2	BOLT (3/8-16X.750IN)					
	23	8T4121	3	WASHER (2.5MM THK)					
	24	6D4246	2	CLIP (19.05MM ID)					
M	25	8T4185	1	BOLT (M10X1.5OX50MM)					
	26	8R0647	1	SPACER					
	27	1164491	1	BRACKET AS					
M		8T3490	1	NUT-WELD (M10X1.5 THD)					
	28	8W0044	1	PLATE					
M	29	8T4136	2	BOLT (M10X1.5OX25MM)					
M	30	8T4133	1	NUT (M10X1.5O THD)					
	31	4L1263	1	SPACER-NUT					

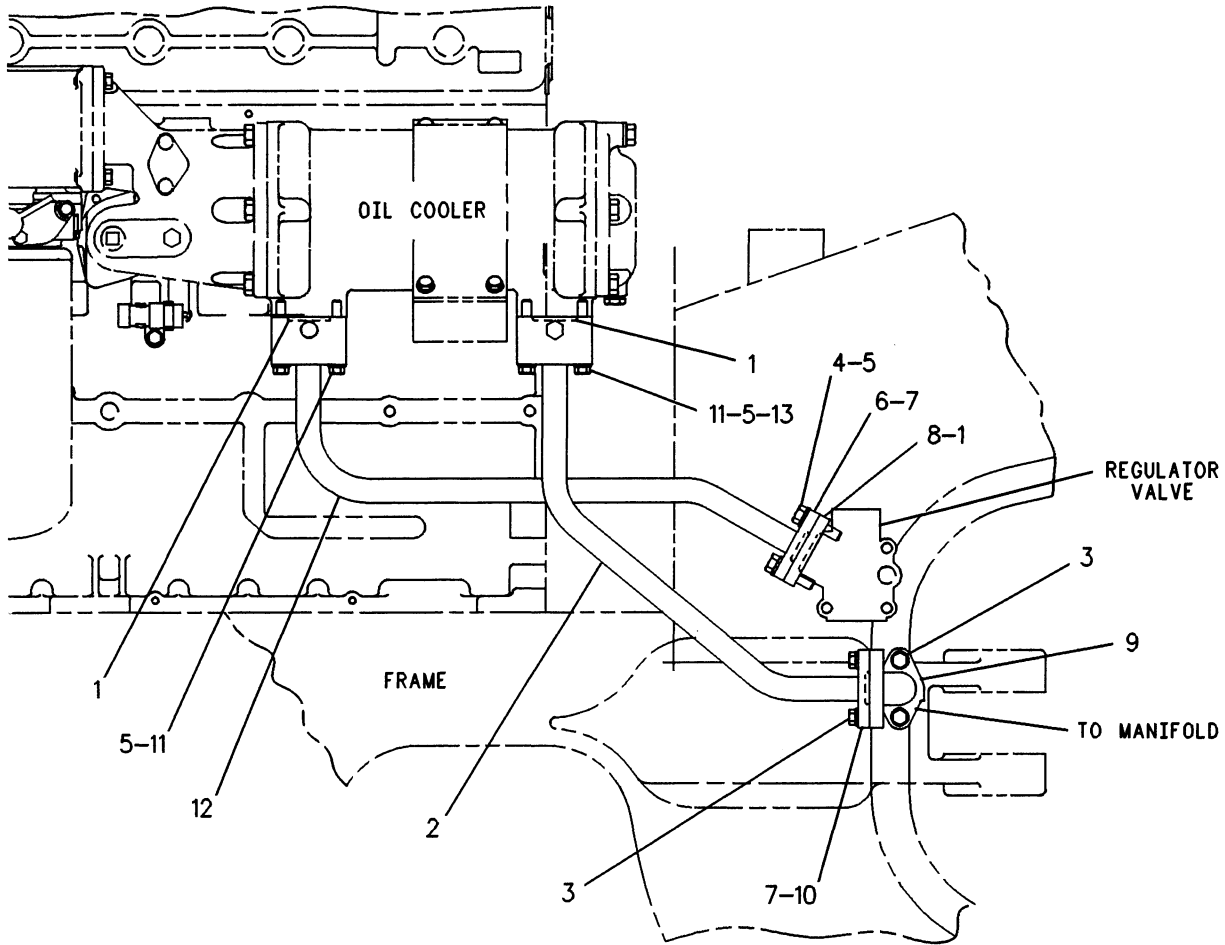
E-ORDER BY THE CENTIMETER
 I-SEE HOSE FABRICATION GUIDE
 M-METRIC PART

654467 CP

5057

1213068 LINES GP-HYDRAULIC OIL COOLER
 Part Of 1190011 Chassis Ar

COOLING SYSTEM



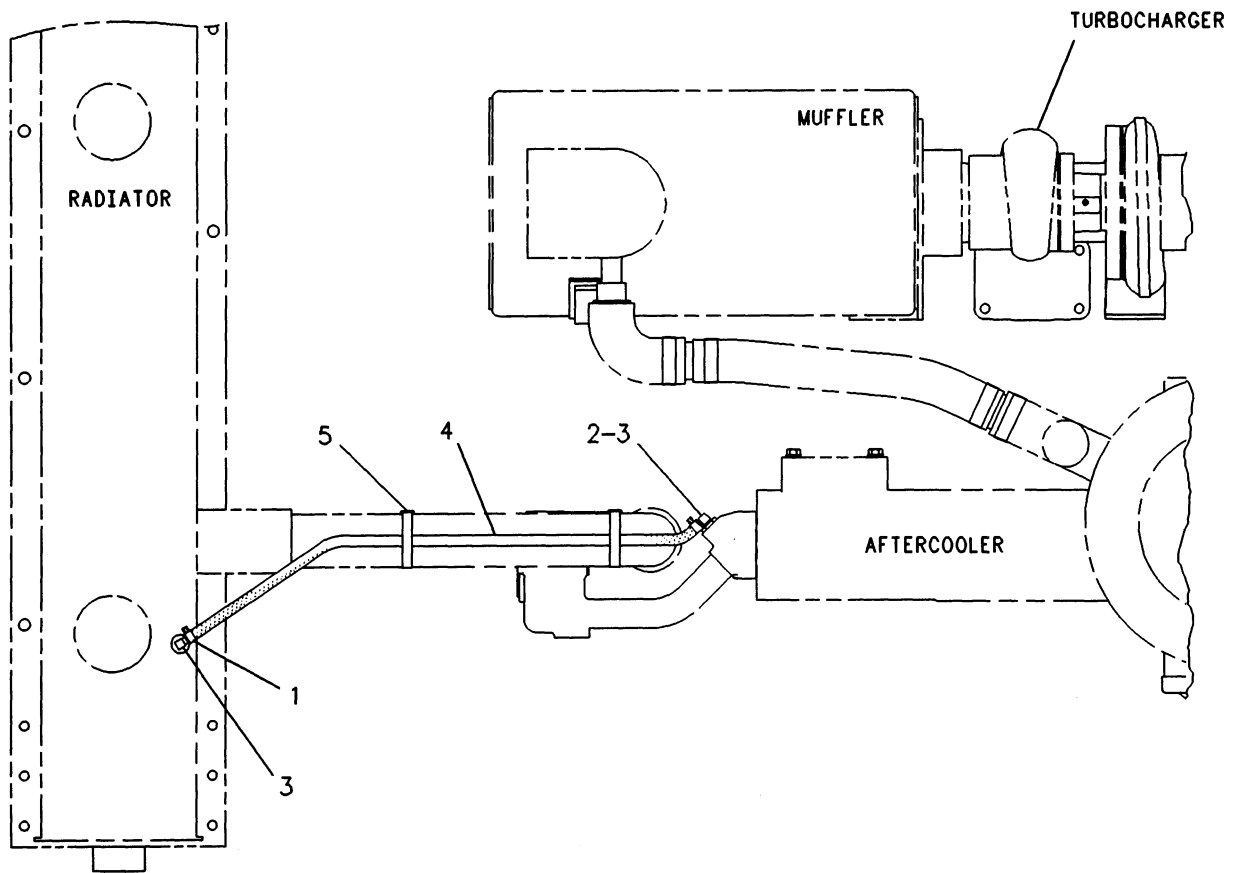
NOTE	REF NO	PART NUMBER	QTY	PART NAME	NOTE	REF NO	PART NUMBER	QTY	PART NAME
	1	1P3704	3	SEAL-RECTANGULAR (45MM DIA)					
	2	1052089	1	TUBE AS					
		3J1907	1	SEAL-O-RING (11.89MM ID)					
		9S4191	1	PLUG-O-RING (9/16-18 THD)					
	3	8T4896	4	WASHER-HARD (2.5MM THK)					
		8T2502	4	BOLT (3/8-16X1.125IN)					
	4	8C6877	4	BOLT (7/16-14X1.75IN)					
	5	8T5360	12	WASHER (2.5MM THK)					
	6	2V9490	1	FLANGE					
	7	8B4967	2	SEAL-O-RING					
	8	2V9489	1	FLANGE					
	9	9U8809	1	ELBOW-OIL COOLER					
		3H1461	1	SEAL-O-RING					
	10	6K2171	1	FLANGE					
	11	7X0313	7	BOLT (7/16-14X2.75IN)					
	12	1052088	1	TUBE AS					
		3J1907	1	SEAL-O-RING (11.89MM ID)					
		9S4191	1	PLUG-O-RING (9/16-18 THD)					
	13	7X0312	1	BOLT (7/16-14X2.50IN)					

F-576272 EP

3103

1052871 LINES GP-TORQUE CONV COOLER
Part Of 1190011 Chassis Ar

COOLING SYSTEM



TOP VIEW

NOTE	REF NO	PART NUMBER	QTY	PART NAME	NOTE	REF NO	PART NUMBER	QTY	PART NAME
E	1	1P4278	2	CLAMP					
	2	3B7721	1	BUSHING-REDUCER					
	3	5P4536	2	ELBOW					
	4	5P6442		HOSE (85CM)					
	5	7K1181	2	STRAP-CABLE					

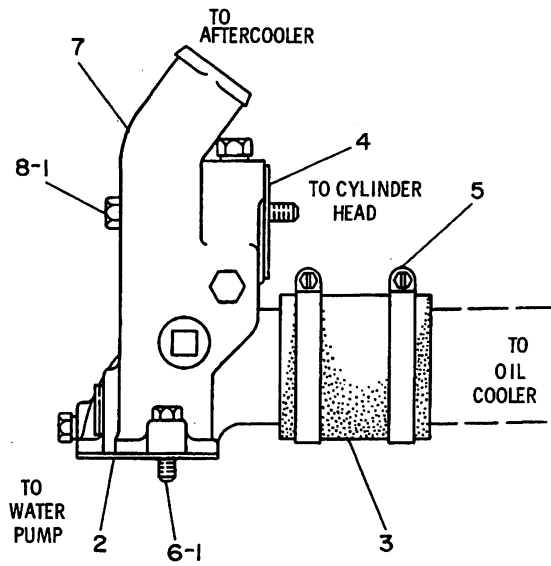
E-ORDER BY THE CENTIMETER

F-550134 EP

1380

4P8114 LINES GP-VENT

COOLING SYSTEM



NOTE	REF NO	PART NUMBER	QTY	PART NAME
C	1	0T0065	2	BOLT (8.89CM(3.50IN)LG)
	2	7N0200	1	GASKET
BE	3	1316645		HOSE
	4	2P6132	1	GASKET-ELBOW
	5	8T4984	2	CLAMP-HOSE
Y	6	OS1588	1	BOLT (3.18CM(1.25IN)LG)
	7	8N4408	1	LINES GP-WATER
	8	OS1590	1	BOLT (5CM(2 IN)LG)

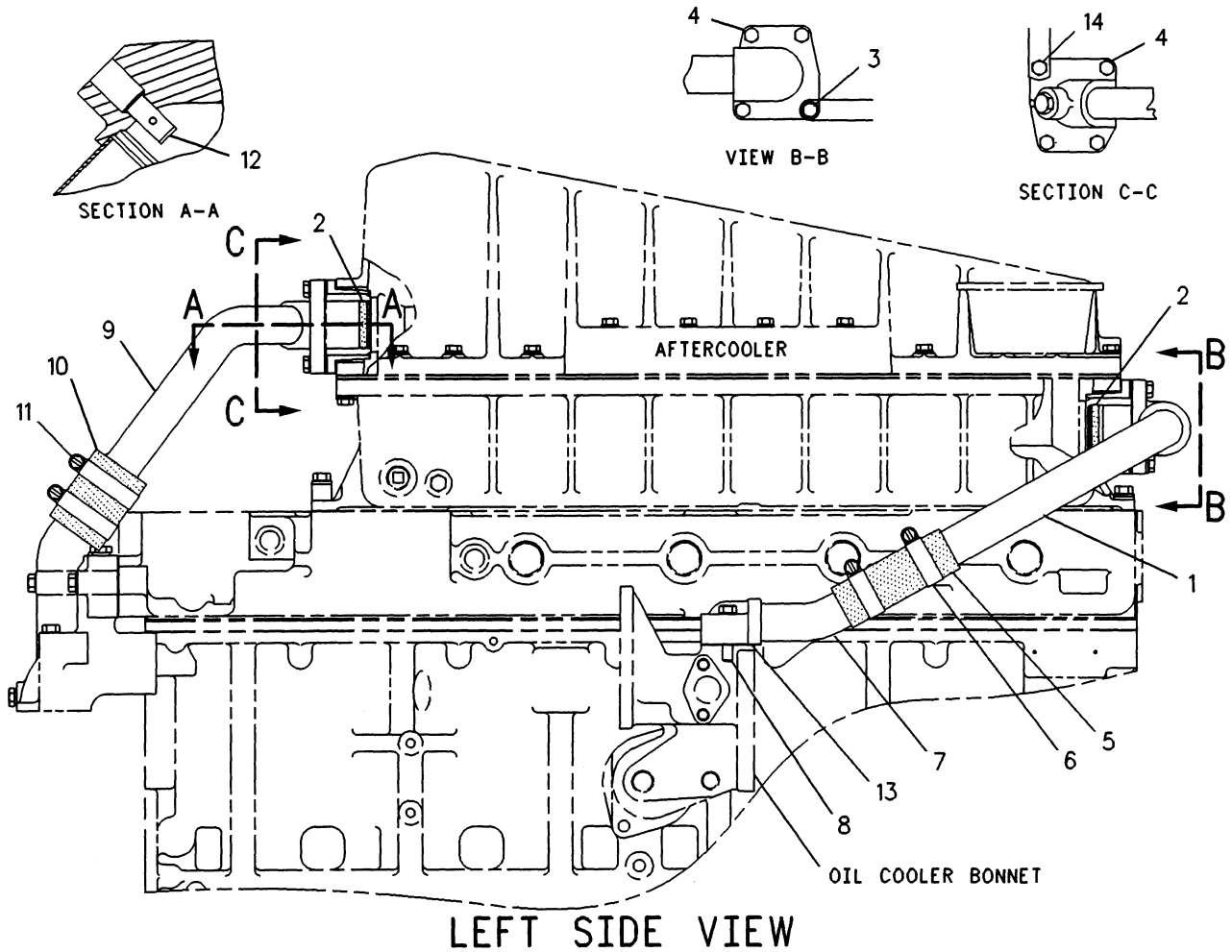
B-USE AS REQUIRED
 C-CHANGE FROM PREVIOUS TYPE
 E-ORDER BY THE CENTIMETER
 Y-SEPARATE ILLUSTRATION

B-630532 CP

1380

4W6157 LINES GP-WATER
 8N4408-Page 46

COOLING SYSTEM



NOTE	REF NO	PART NUMBER	QTY	PART NAME	NOTE	REF NO	PART NUMBER	QTY	PART NAME
	1	7N5853	1	TUBE AS-OUTLET					
	2	5M5860	2	SEAL-O-RING					
	3	3E4352	1	WASHER-HARD					
	4	1A9579	7	BOLT					
E	5	5P1255		HOSE (11.43 CM)					
	6	5P2230	2	CLAMP-HOSE					
	7	7N6027	1	TUBE AS-OUTLET					
	8	OS1571	2	BOLT					
	9	4W3125	1	TUBE AS-SUPPLY					
E	10	5P1257		HOSE (7.6 CM)					
	11	5P0597	2	CLAMP					
	12	4W3828	1	VALVE AS-VENT					
	13	2A3541	1	GASKET					
B	14	1A9579	1	BOLT					

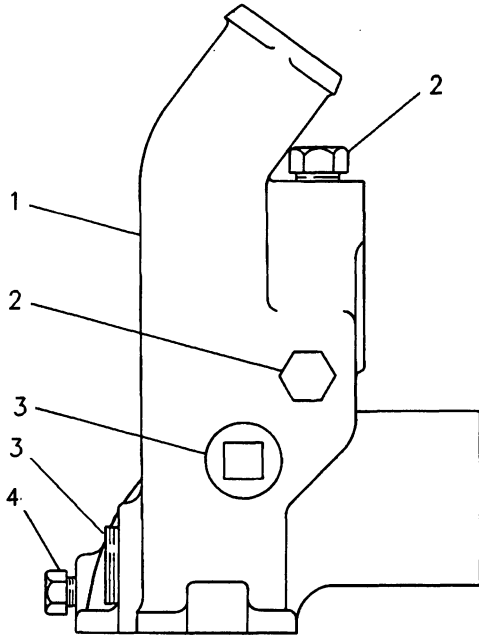
B-USE AS REQUIRED
E-ORDER BY THE CENTIMETER

F-561933 EP

1380

6I3299 LINES GP-WATER

COOLING SYSTEM



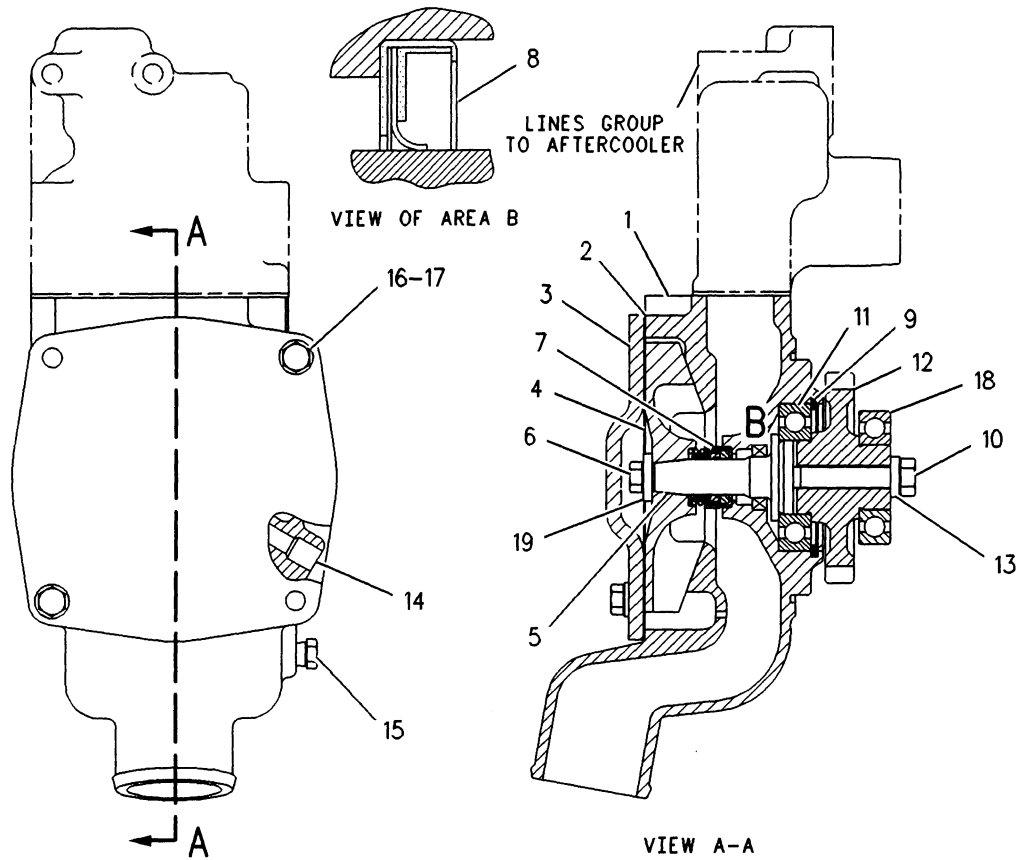
NOTE	REF NO	PART NUMBER	QTY	PART NAME
	1	7N5856	1	ELBOW-BYPASS
	2	8T6767	2	PLUG-PIPE (3/8-18NPTF)
	3	7X7731	2	PLUG-PIPE (3/4-14NPTF)
	4	8T6765	1	PLUG-PIPE

F-629383 CP

1380

8N4408 LINES GP-WATER
Part Of 4W6157 Lines-Water

COOLING SYSTEM



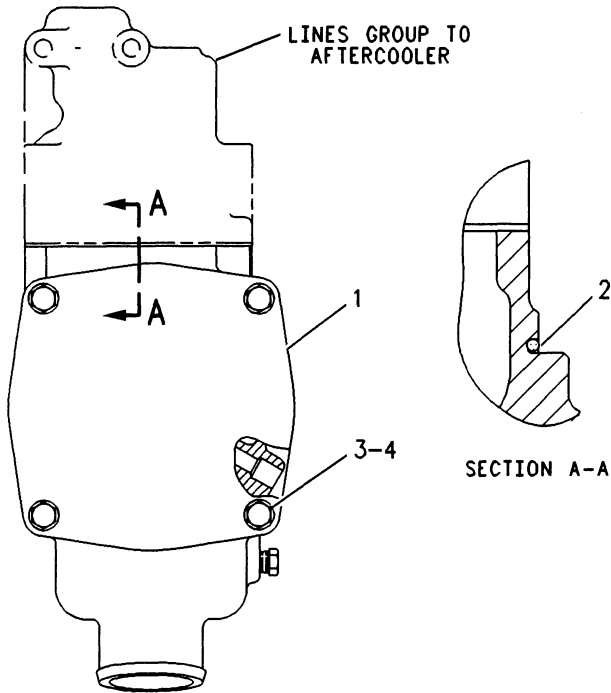
NOTE	REF NO	PART NUMBER	QTY	PART NAME	NOTE	REF NO	PART NUMBER	QTY	PART NAME
	1	1W4619	1	HOUSING-PUMP					
	2	8N5928	1	GASKET					
	3	8N5929	1	COVER-WATER PUMP					
	4	7N5910	1	IMPELLER-PUMP					
	5	2W7255	1	SHAFT-WATER PUMP					
	6	OS1594	1	BOLT					
	7	1189163	1	SEAL GP					
	8	8C5210	1	SEAL-LIP					
	9	1K6985	1	RING-RETAINING					
	10	3B8428	1	BOLT					
	11	6H3957	1	BALL BEARING					
	12	1157559	1	GEAR-WATER PUMP					
	13	4S9191	1	WASHER					
	14	4N5834	1	FILTER					
	15	8T6765	1	PLUG-PIPE					
	16	OL1351	2	BOLT					
	17	5M2894	2	WASHER					
	18	8H9789	1	BALL BEARING					
	19	9M6527	1	WASHER-HARD (5MM THK)					

F- 649069 P

1371

1157560 PUMP GP-WATER
Part Of 1167556 Pump-Water

COOLING SYSTEM



NOTE	REF NO	PART NUMBER	QTY	PART NAME
Y	1	1157560	1	PUMP GP-WATER
	2	5F3106	1	SEAL-O-RING
M	3	OTO055	2	BOLT
	4	5M2894	2	WASHER

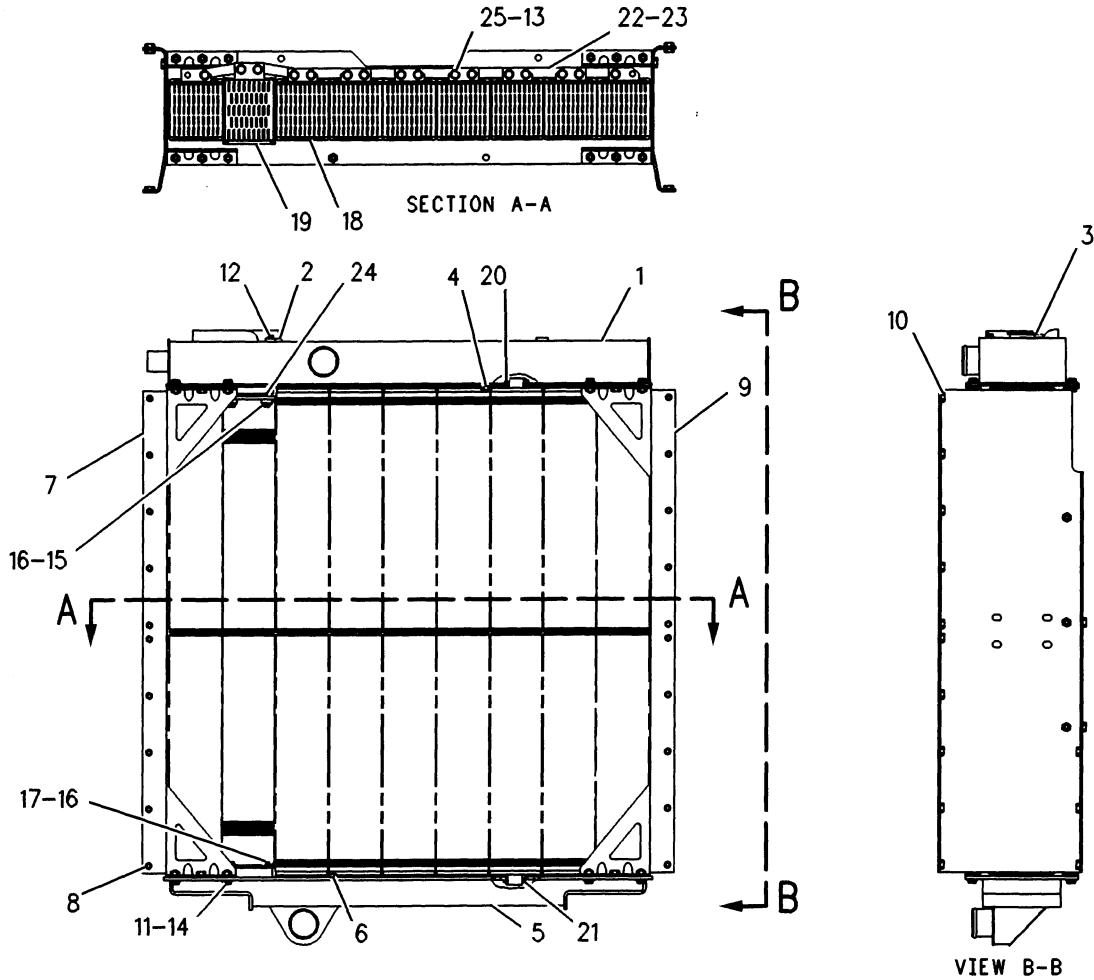
M-METRIC PART
Y-SEPARATE ILLUSTRATION

F-607909 CP

1371

1167556 PUMP GP-WATER
1157560-Page 47

COOLING SYSTEM



NOTE	REF NO	PART NUMBER	QTY	PART NAME	NOTE	REF NO	PART NUMBER	QTY	PART NAME
	1	1311258	1	TANK AS-RADIATOR		22	7E7754	8	STRAP AS
	2	6B9807	1	BOSS					(EACH INCLUDES)
	3	8N8846	1	NECK-FILLER		23	8T3490	2	NUT-WELD
M	4	8T3490	1	NUT-WELD (M10X1.5 THD)	M	24	4W2357	4	MOUNT AS
	5	1311260	1	TANK AS-RADIATOR	M	25	8T4196	16	BOLT (M10X1.5OX35MM)
M	6	8T3490	1	NUT-WELD (M10X1.5 THD)					
	7	7E3548	1	CHANNEL AS-LH					
M	8	8T3490	30	NUT-WELD (M10X1.5 THD)					
	9	7E3549	1	CHANNEL AS-RH					
M	10	8T3490	30	NUT-WELD (M10X1.5 THD)					
M	11	8T4136	20	BOLT (M10X1.5OX25MM)					
	12	8T6764	1	PLUG-PIPE (1/8-27 NPTF THD)					
	13	8T2561	16	WASHER (5MM THK)					
	14	8T4121	20	WASHER (2.5MM THK)					
M	15	7X2537	4	BOLT (M8X1.25X35MM)					
	16	5P4116	8	WASHER (2MM THK)					
M	17	8T4908	4	BOLT (M8X1.25X25MM)					
	18	4P0897	8	CORE AS-RADIATOR					
	19	7E7760	1	CORE AS-OIL COOLER					
	20	4P9943	8	SEAL-END TANK					
	21	4P9942	8	SEAL-END TANK					

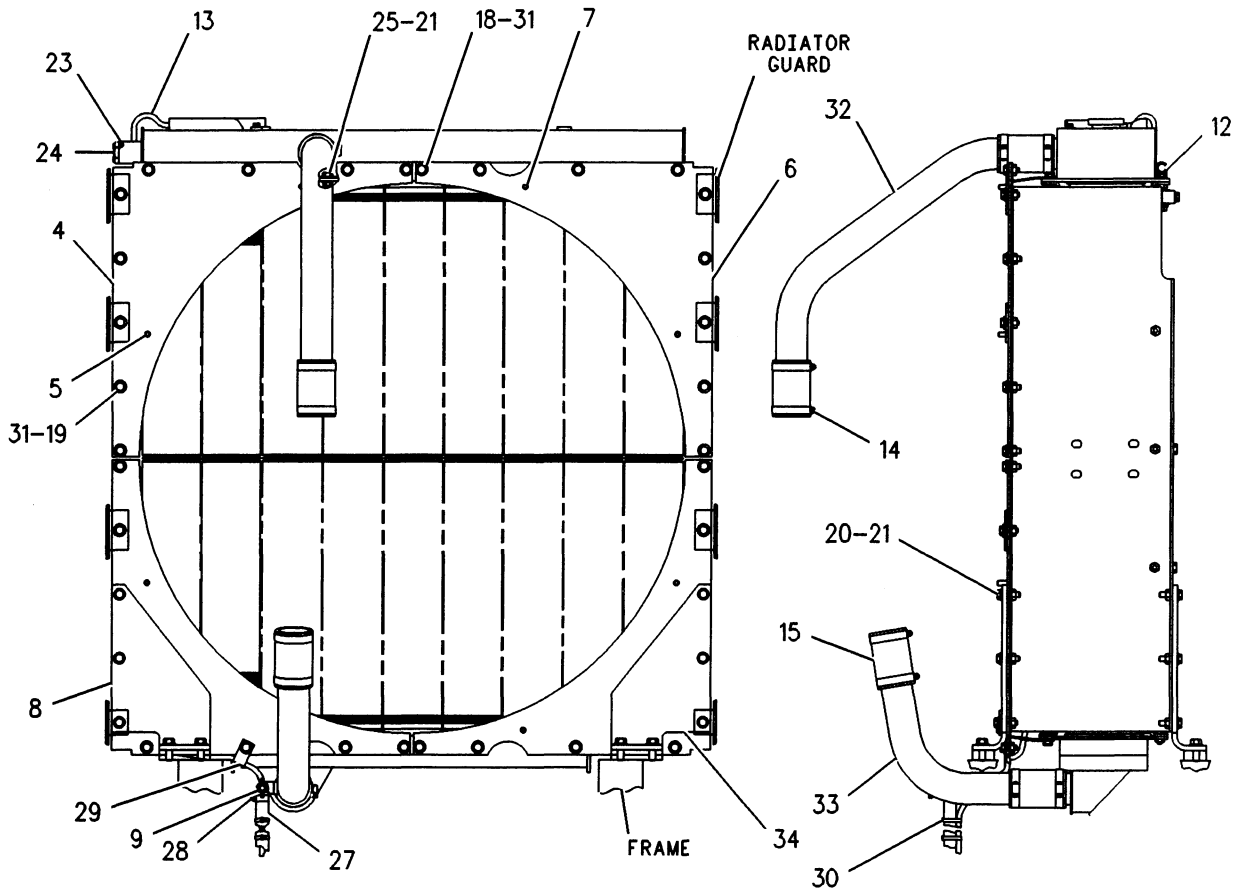
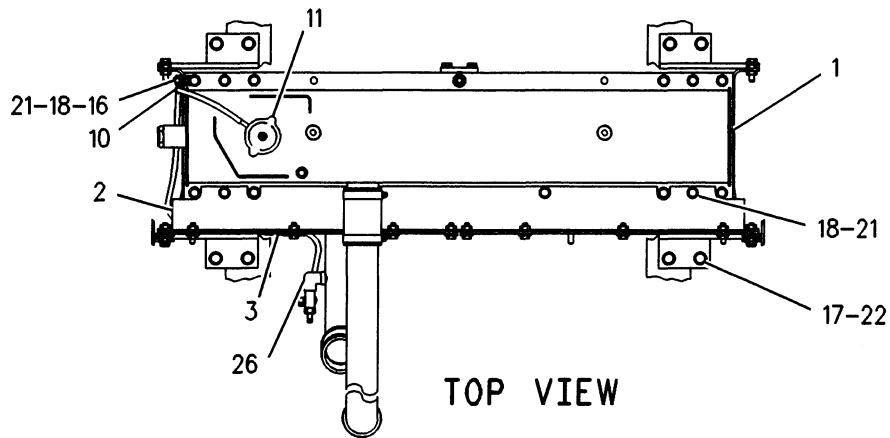
M-METRIC PART

F-626467 CP

1353

1311261 RADIATOR GP
Part Of 1311266 Radiator

COOLING SYSTEM



F-626522 CP

1353

1311266 RADIATOR GP

COOLING SYSTEM

NOTE	REF NO	PART NUMBER	QTY	PART NAME	NOTE	REF NO	PART NUMBER	QTY	PART NAME
Y	1	1311261	1	RADIATOR GP					
	2	7E3550	2	PLATE AS (EACH INCLUDES)					
M	3	8T3490	9	NUT-WELD (M10X1.5 THD)					
	4	1067631	2	SHIELD AS (EACH INCLUDES)					
M	5	8T5413	2	STUD-WELD (M10X1.5X25MM OAL)					
	6	1067632	2	SHIELD AS (EACH INCLUDES)					
M	7	8T5413	2	STUD-WELD (M10X1.5X25MM OAL)					
	8	7E3556	2	SUPPORT					
	9	8F8151	1	COCK-SHUTOFF					
	10	4D7794	1	CLIP (10.0MM ID)					
	11	6L8617	1	CAP-RADIATOR					
	12	1P3381	1	BRACKET					
E	13	8C3681		HOSE (226CM)					
	14	5P4868	8	CLAMP					
E	15	5P1262	4	HOSE (11.43CM EACH)					
M	16	8T4133	1	NUT (M10X1.50 THD)					
	17	8C4436	8	BOLT (1/2-13X1.375IN)					
M	18	8T4136	24	BOLT (M10X1.50X25MM)					
M	19	8T4195	14	BOLT (M10X1.50X30MM)					
M	20	8T4186	12	BOLT (M10X1.50X40MM)					
	21	8T4121	22	WASHER (2.5MM THK)					
	22	8T4223	8	WASHER-HARD (3MM THK)					
	23	7M8485	1	SEAL-O-RING (29.74MM ID)					
	24	9Y9236	1	BODY AS-GAUGE					
M	25	8T4137	1	BOLT (M10X1.50X20MM)					
	26	32143	1	ELBOW					
E	27	5P0767		HOSE (36CM)					
	28	5D1026	1	CLAMP-HOSE					
	29	7B1597	1	CLIP (ID)					
	30	3S2093	2	STRAP-CABLE (1.75IN DIA)					
	31	7X7729	30	WASHER (3MM THK)					
	32	7E3553	1	TUBE					
	33	7E3554	1	TUBE AS					
	34	7E3555	2	SUPPORT					

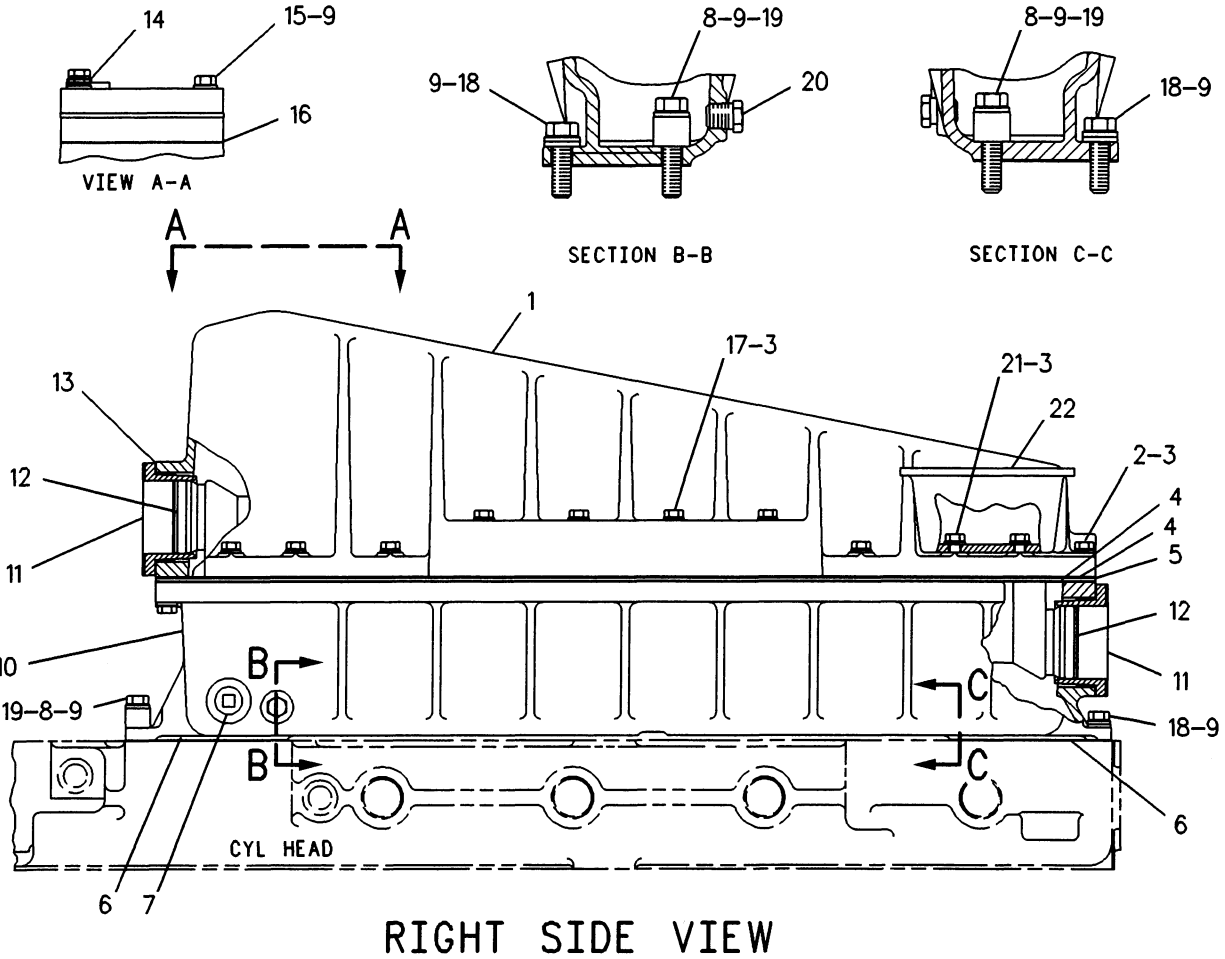
E-ORDER BY THE CENTIMETER
M-METRIC PART
Y-SEPARATE ILLUSTRATION

626523 CP

1353

1311266 RADIATOR GP
1311261-Page 49

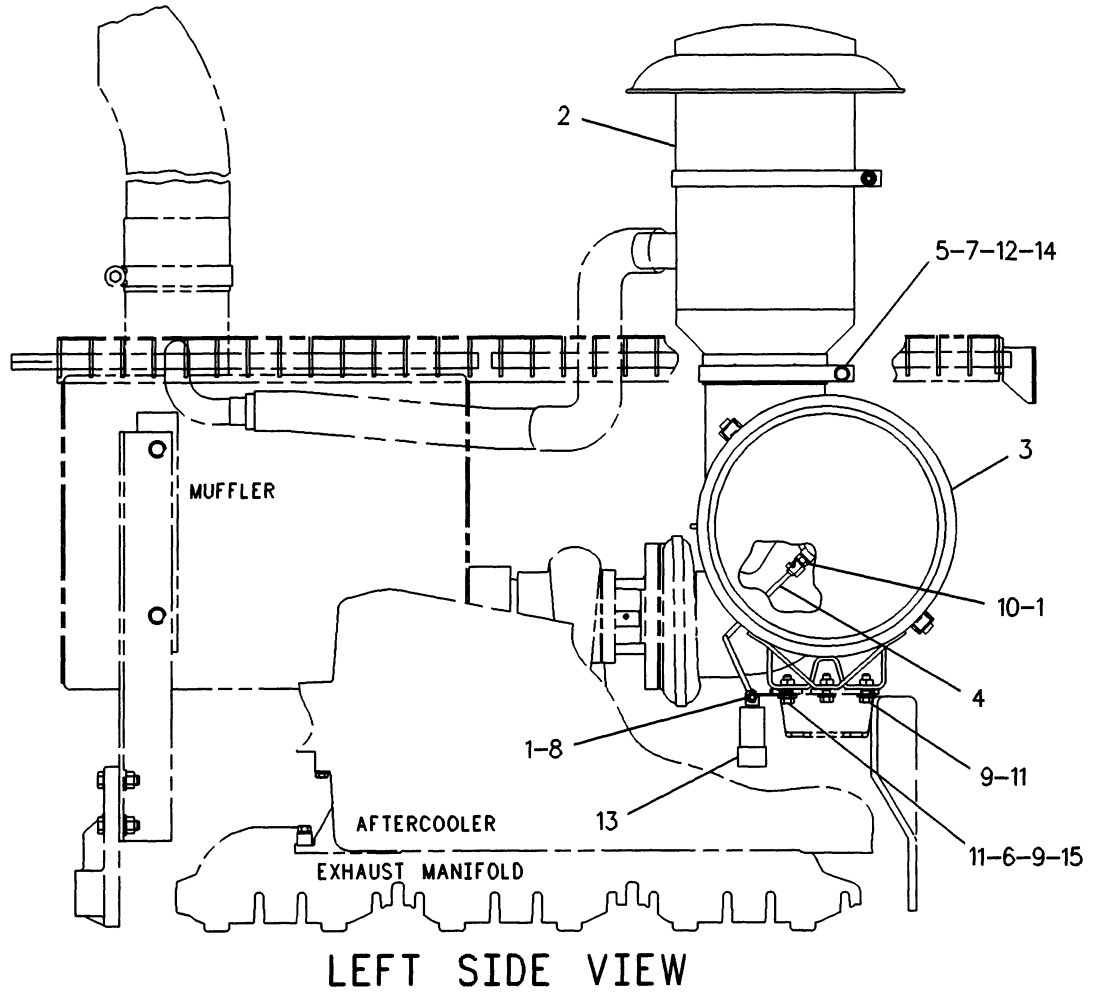
AIR INLET AND EXHAUST SYSTEM



NOTE	REF NO	PART NUMBER	QTY	PART NAME	NOTE	REF NO	PART NUMBER	QTY	PART NAME
	1	9N0847	1	COVER AS-AFTERCOOLER		22	1237775	2	BRACKET
		1H6525	4	INSERT					
	2	1H5514	16	BOLT (5/16-18X1.625IN)					
	3	9M1974	24	WASHER-HARD (2MM THK)					
	4	9L5908	2	GASKET					
	5	7W0491	1	CORE AS-AFTERCOOLER					
	6	5S6735	2	GASKET					
	7	8T6762	1	PLUG-PIPE (9.52 CF SQ HOLE)					
	8	310219	4	BOLT-LOCKING (3/8-16X1.75IN)					
	9	5M2894	15	WASHER (2.5MM THK)					
	10	9L6765	1	HOUSING-AFTERCOOLER					
	11	9L5903	2	ADAPTER					
	12	6L1648	2	SEAL-O-RING					
	13	2W3679	2	GASKET					
	14	9L2625	1	FLANGE-TRANSFER PIPE					
	15	OL2070	3	BOLT (3/8-16X2.25IN)					
	16	1N9372	1	GASKET-FLANGE					
	17	1D4539	4	BOLT (5/16-18X2.5IN)					
	18	343557	4	BOLT-LOCKING (3/8-16X1.125IN)					
	19	4N0205	4	SPACER (15.24MM THK)					
	20	8T6765	1	PLUG-PIPE (1/4-18 NPTF THD)					
	21	2B2694	4	BOLT (5/16-18X2IN)					

F- 667904 P

AIR INLET AND EXHAUST SYSTEM



NOTE	REF NO	PART NUMBER	QTY	PART NAME	NOTE	REF NO	PART NUMBER	QTY	PART NAME
	1	4J5477	2	SEAL-O-RING (8.61MM ID)					
	2	4S7455	1	PRECLEANER AS					
		4S8472	1	HOOD AS					
		OS1591	1	BOLT					
				(3/8-16X1.5IN)					
		1D4717	1	NUT (3/8-16 THD)					
		4S8473	1	BODY AS					
YC	3	1237774	1	AIR CLEANER GP					
	4	1134309	1	TUBE AS					
	5	6V8801	1	NUT (3/8-16 THD)					
	6	8M2772	1	CLIP (6.35MM ID)					
	7	7N5686	1	CLAMP					
	8	7XO492	1	ELBOW-90 DEGREE					
C	9	7X7729	5	WASHER (3MM THK)					
	10	8T4128	1	ADAPTER-ORFS					
M	11	8T4136	4	BOLT (M10X1.50X25MM)					
	12	8T4896	2	WASHER-HARD (2.5MM THK)					
	13	1W0613	1	INDICATOR-AIR FILTER SERVICE					
	14	8T8915	1	BOLT (3/8-16X3.25IN)					
MC	15	8T4133	1	NUT (M10X1.50 THD)					

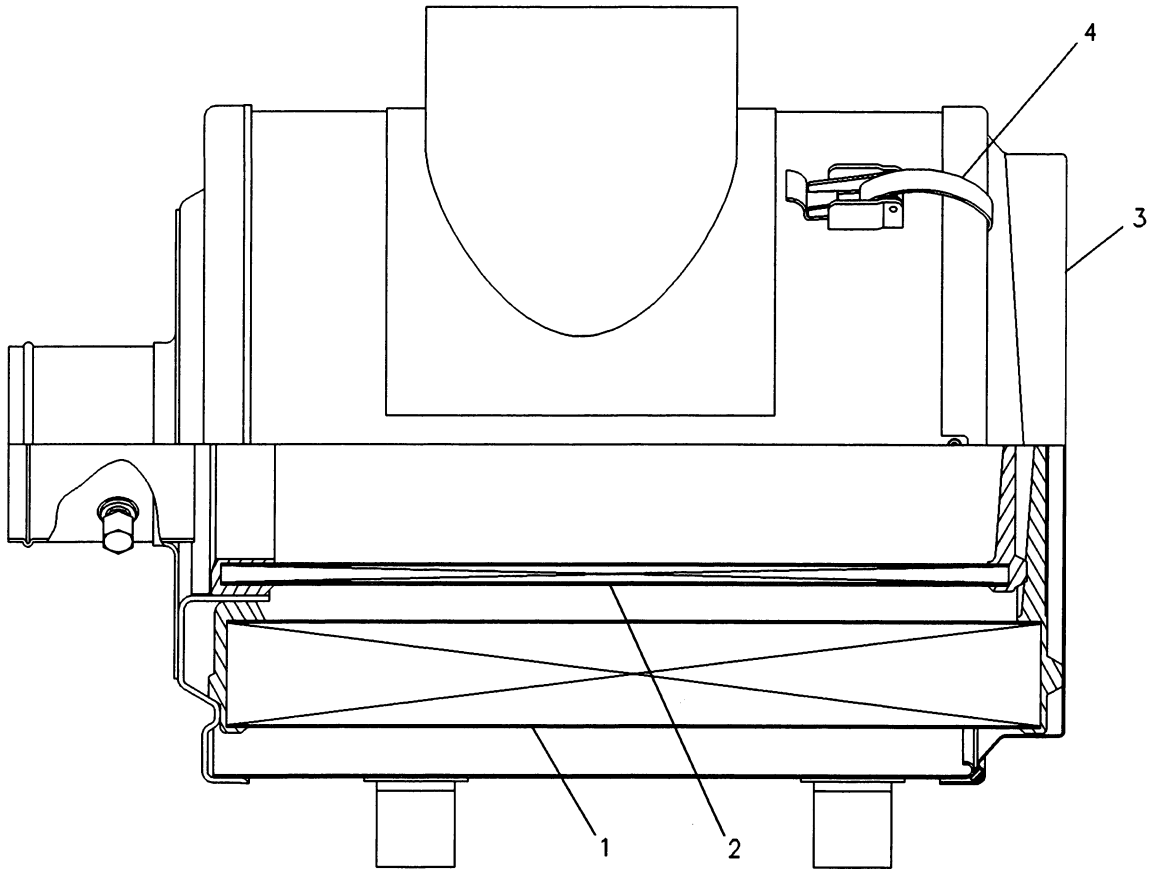
C-CHANGE FROM PREVIOUS TYPE
M-METRIC PART
Y-SEPARATE ILLUSTRATION

F-626318 CP

1051

612699 AIR CLEANER GP
1237774-Page 54

AIR INLET AND EXHAUST SYSTEM



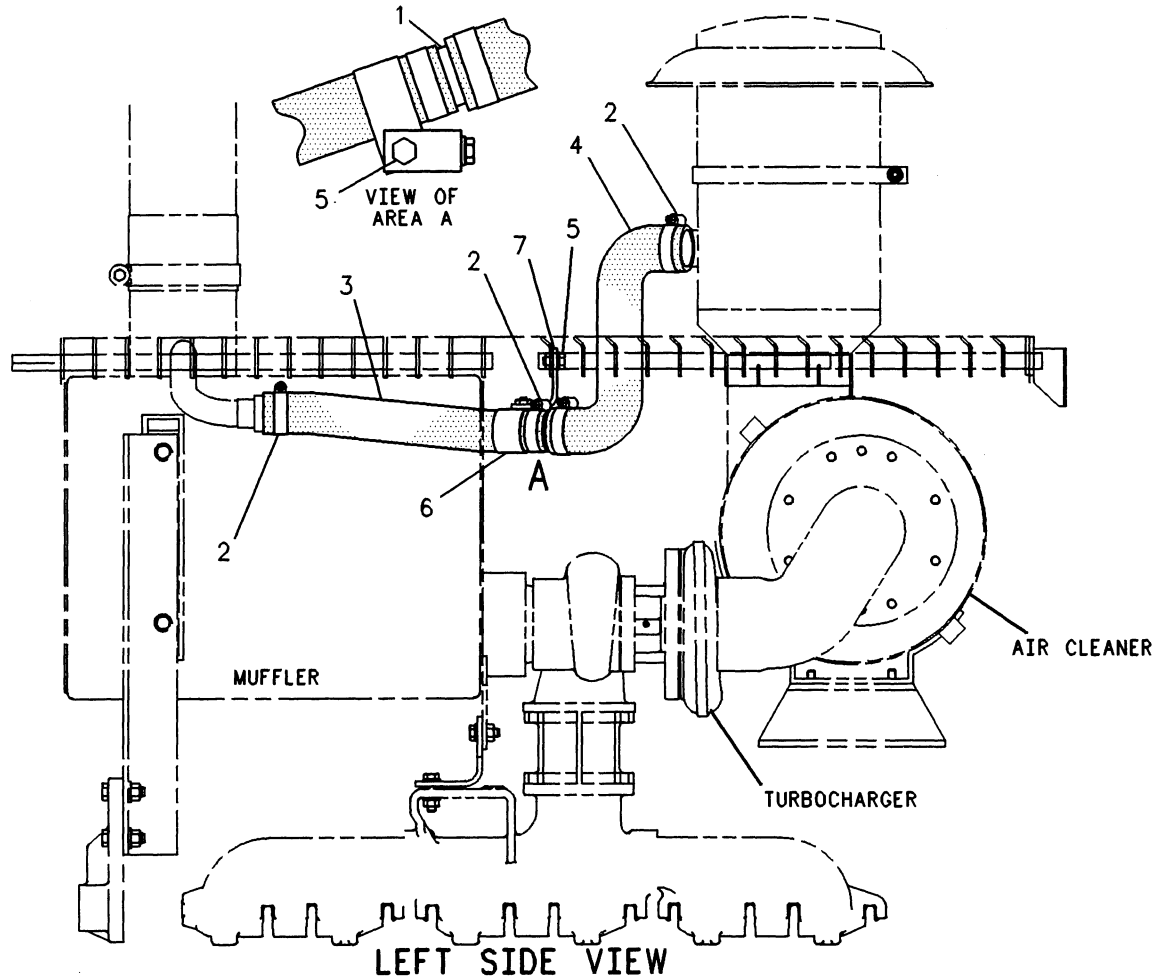
NOTE	REF NO	PART NUMBER	QTY	PART NAME	NOTE	REF NO	PART NUMBER	QTY	PART NAME
	1	6I2503	1	ELEMENT AS-PRIMARY					
	2	6I2504	1	ELEMENT AS-SECONDARY					
	3	6I4464	1	COVER AS-AIR CLEANER					
		4P5524	1	SEAL-O-RING					
		1012850	1	FILM-AIR CLEANER					
	4	8N4617	2	KIT-AIR CLEANER CLAMP (EACH INCLUDES)					
		9B2596	1	RIVET					

F-626271 CP

1051

1237774 AIR CLEANER GP
Part Of 6I2699 Air Cleaner

AIR INLET AND EXHAUST SYSTEM



NOTE	REF NO	PART NUMBER	QTY	PART NAME	NOTE	REF NO	PART NUMBER	QTY	PART NAME
E M	1	3P7168	1	TUBE					
	2	5P0597	4	CLAMP					
	3	5P2817		HOSE (42CM)					
	4	7W2230	1	HOSE					
	5	8T4137		BOLT					
		8T4121	2	WASHER					
	6	1303374	1	CLIP-LOOP					
	7	1089422	1	BRACKET AS					

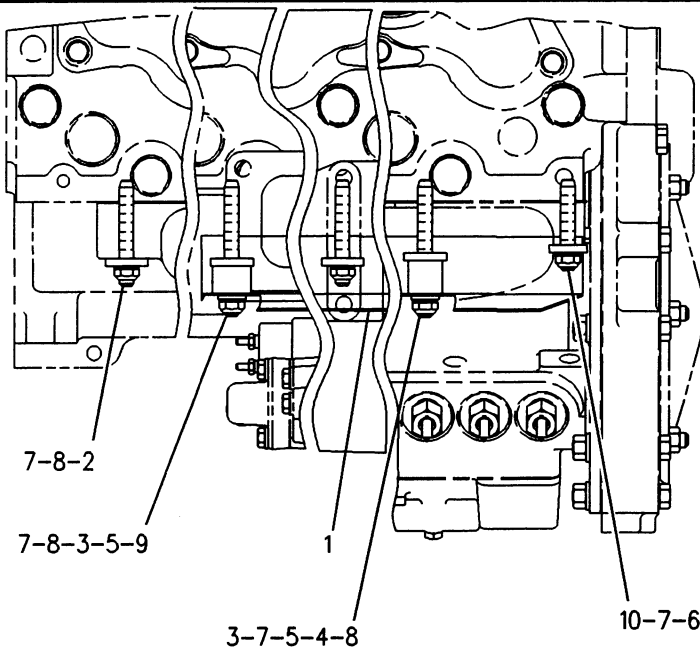
E-ORDER BY THE CENTIMETER
M-METRIC PART

F- 681797 P

1068

612698 DUST EJECTOR GP

AIR INLET AND EXHAUST SYSTEM



TOP VIEW

NOTE	REF NO	PART NUMBER	QTY	PART NAME
C	1	4P3306	1	SHIELD-HEAT
C	2	6V1426	9	STUD-TAPERLOCK
C	3	6V1427	2	STUD-TAPERLOCK
C	4	6B7469	1	SPACER
C	5	5M2894	2	WASHER (2.77MM(.109IN)THK)
	6	1340641	1	WASHER-HARD
C	7	2N2766	12	LOCKNUT
	8	2S6160	11	WASHER-HARD (4.76MM(.187IN)THK)
	9	1M7643	1	SPACER
C	10	1061793	1	STUD-TAPERLOCK

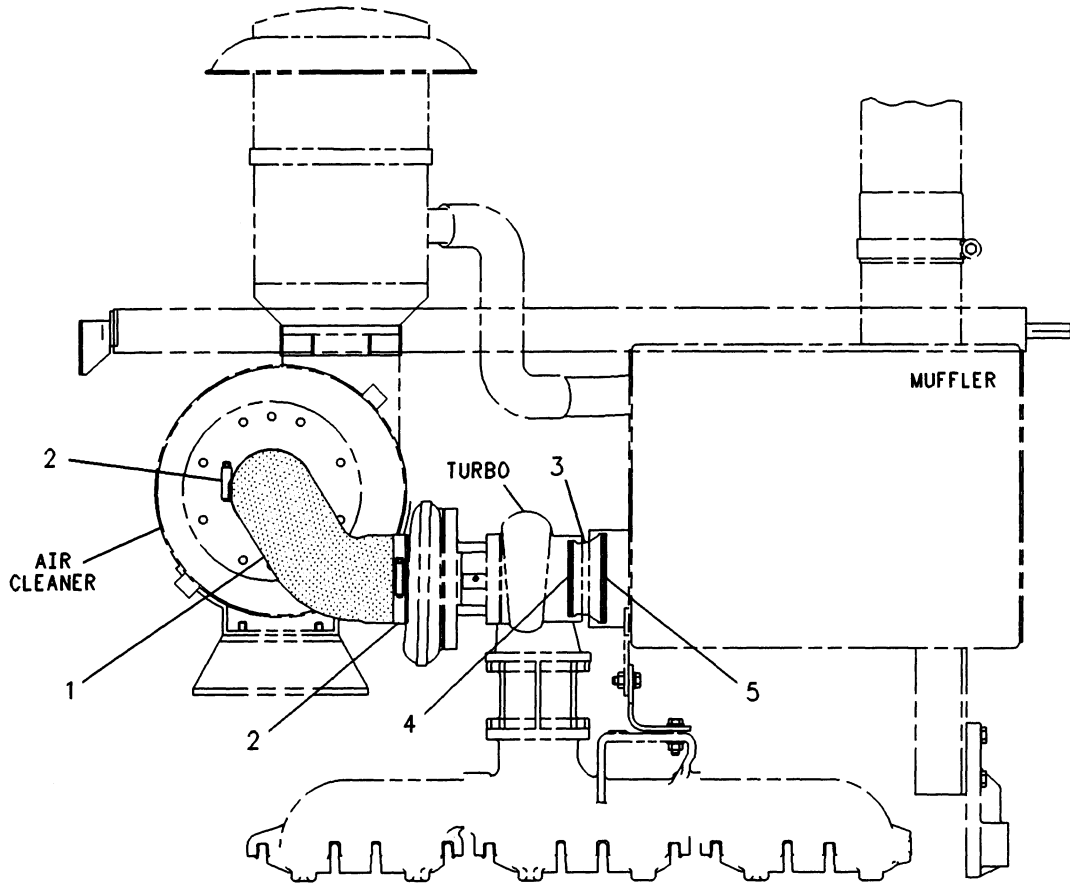
C-CHANGE FROM PREVIOUS TYPE

F-638735 CP

1059

1W4486 FASTENER GP-EXHAUST MANIFOLD

AIR INLET AND EXHAUST SYSTEM

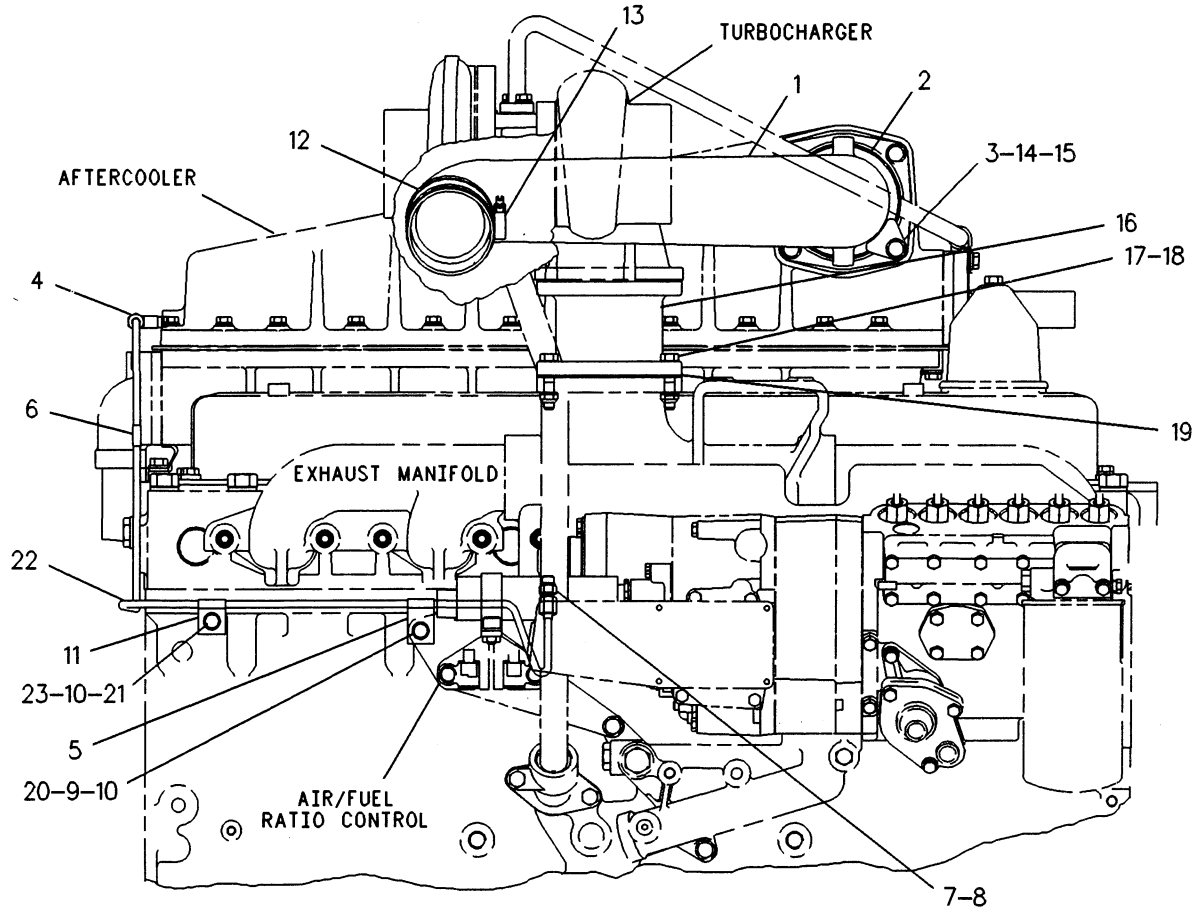


RIGHT SIDE VIEW

NOTE	REF NO	PART NUMBER	QTY	PART NAME	NOTE	REF NO	PART NUMBER	QTY	PART NAME
	1	1131064	1	HOSE					
	2	8T6726	2	CLAMP-HOSE					
	3	6N5978	1	COUPLING-EXHAUST					
	4	5L8855	1	RING-METAL SEAL					
	5	5L8854	1	RING-SEALING					

F-605065 CP

AIR INLET AND EXHAUST SYSTEM



RIGHT SIDE VIEW

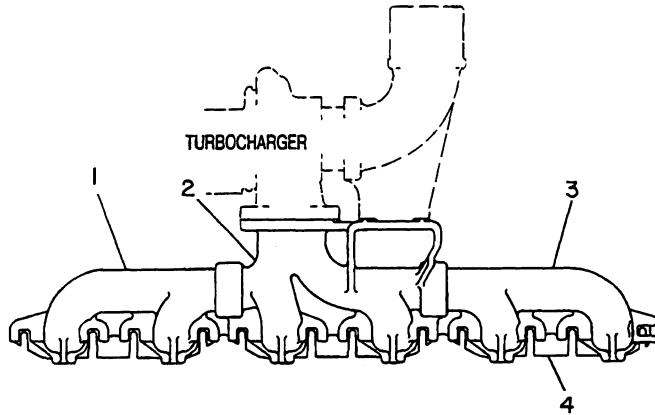
NOTE	REF NO	PART NUMBER	QTY	PART NAME	NOTE	REF NO	PART NUMBER	QTY	PART NAME
	1	6I2888	1	PIPE-TRANSFER					
	2	5H7704	2	SEAL-O-RING					
	3	7W1945	1	RETAINER					
	4	5P4479	1	ELBOW					
	5	3K1290	1	CLIP					
	6	7M8322	1	CLIP					
	7	3J7352	1	CONNECTOR					
	8	3J7354	1	SEAL-O-RING					
	9	OS1618	1	BOLT					
	10	9M1974	4	WASHER-HARD					
	11	2B2404	1	CLIP					
	12	2P0416	1	HOSE					
	13	5P0598	2	CLAMP					
	14	OL1143	1	BOLT					
	15	5M2894	1	WASHER					
	16	6I2889	1	ADAPTER-MANIFOLD					
	17	7L3195	4	BOLT					
	18	2N2766	4	LOCKNUT					
	19	1S4295	1	GASKET-TURBOCHARGER					
	20	5S0003	1	NUT-FULL					
	21	4B3388	1	BOLT					
	22	1067633	1	TUBE AS-CONTROL					
	23	8A8563	1	BOSS					

F-576882 EP

1058

6I2887 LINES GP-AIR

AIR INLET AND EXHAUST SYSTEM



NOTE	REF NO	PART NUMBER	QTY	PART NAME
C	1	8S7718	1	MANIFOLD-EXHAUST (REAR)
	2	8S7717	1	MANIFOLD-EXHAUST (CENTER)
	3	8S7716	1	MANIFOLD-EXHAUST (FRONT)
	4	9Y1979	3	GASKET-MANIFOLD

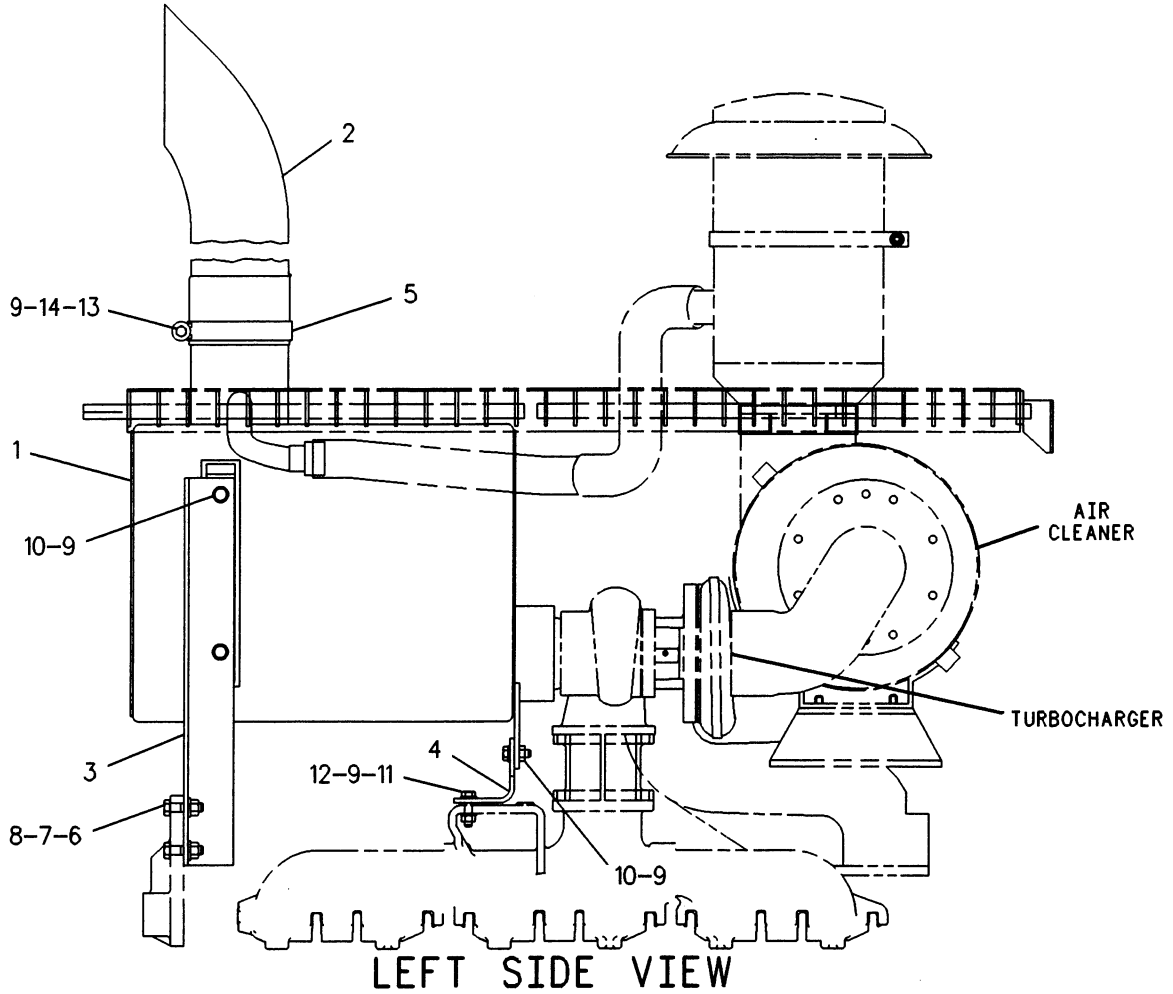
C-CHANGE FROM PREVIOUS TYPE

B-469725 EP

1059

2P6574 MANIFOLD GP-EXHAUST

AIR INLET AND EXHAUST SYSTEM



NOTE	REF NO	PART NUMBER	QTY	PART NAME	NOTE	REF NO	PART NUMBER	QTY	PART NAME
	1	6I2408	1	MUFFLER AS					
	2	6I2409	1	PIPE					
	3	6I2615	1	SUPPORT					
	4	6I2614	1	SUPPORT					
	5	4P3806	1	CLAMP					
M	6	8T4184	4	BOLT (M12X1.75X45MM)					
	7	8T4223	4	WASHER-HARD (3MM THK)					
M	8	8T4244	4	NUT (M12X1.75 THD)					
	9	6V5839	10	WASHER (2.5MM THK)					
M	10	6V1820	4	BOLT (M10X1.50X30MM)					
M	11	6V5842	2	BOLT (M10X1.50X40MM)					
M	12	2Y5829	2	NUT (M10X1.50 THD)					
	13	OL1352	1	BOLT (3/8-16X3.25IN)					
	14	5M2894	1	WASHER (2.5MM THK)					

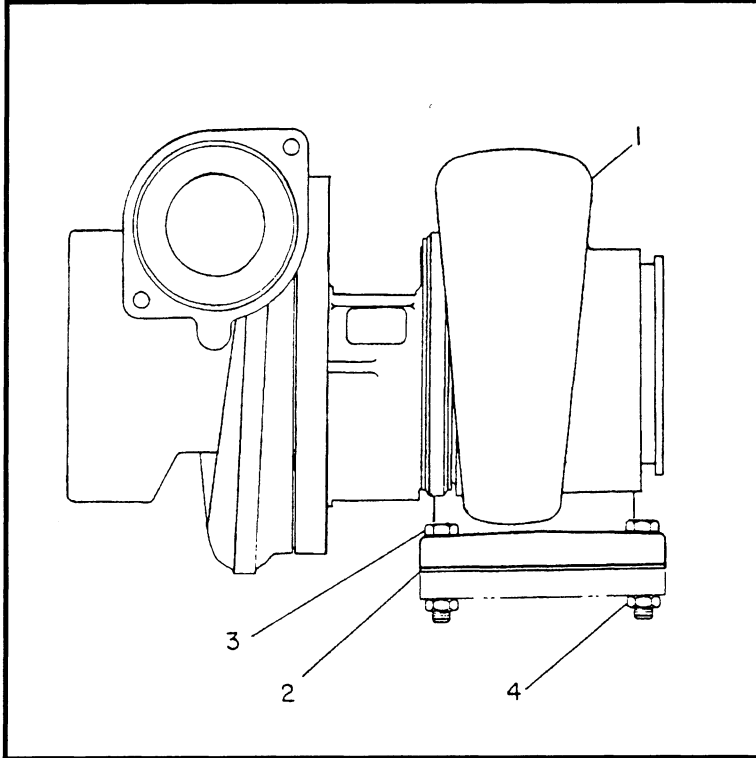
M-METRIC PART

F-604747 CP

1062

6I2613 MUFFLER GP

AIR INLET AND EXHAUST SYSTEM



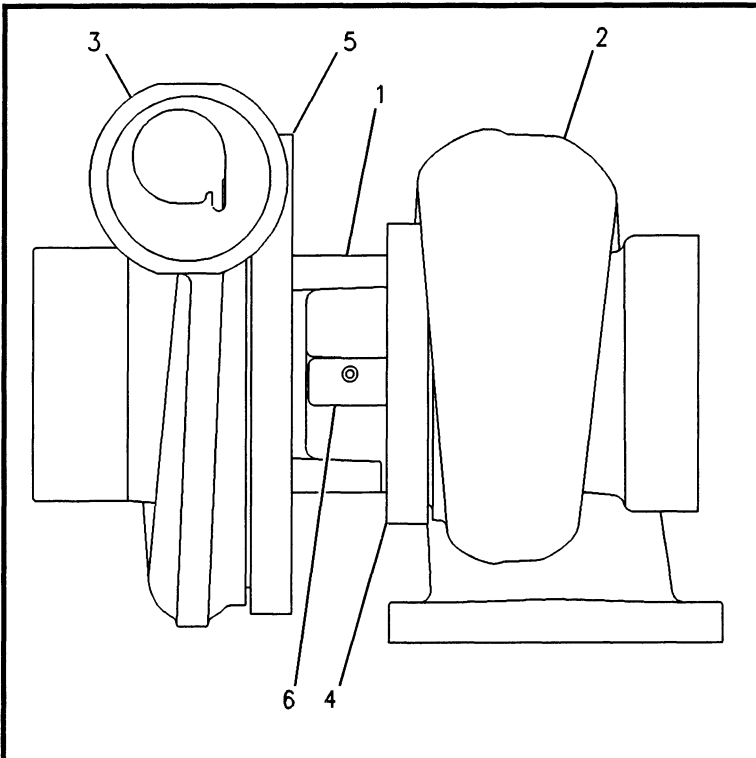
NOTE	REF NO	PART NUMBER	QTY	PART NAME
Y	1	1137924	1	TURBOCHARGER GP
	2	1S4295	1	GASKET-TURBOCHARGER
	3	7L3195	4	BOLT
	4	2N2766	4	LOCKNUT

Y-SEPARATE ILLUSTRATION

B-594447 CP

1052

1053396 TURBOCHARGER GP
1137924-Page 61



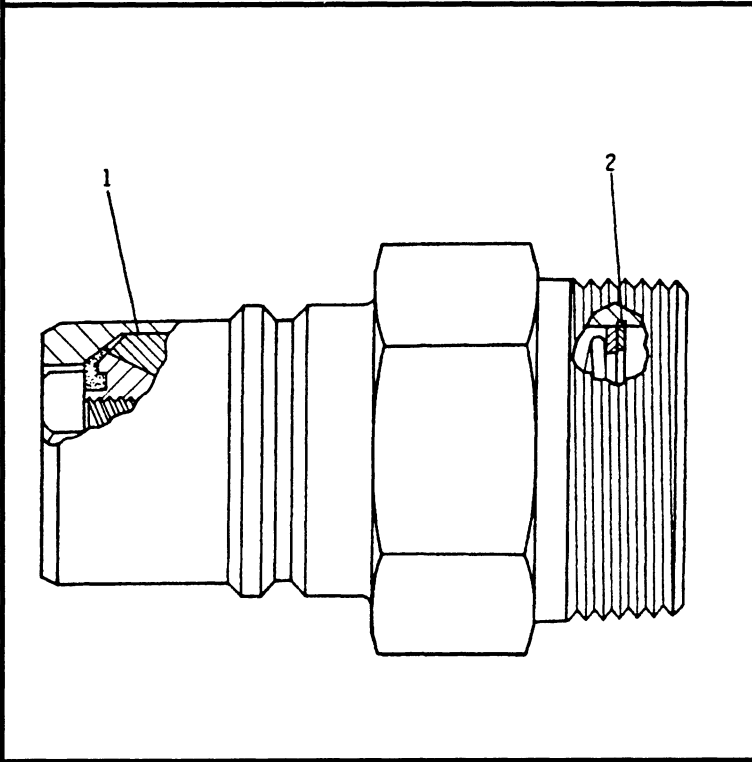
NOTE	REF NO	PART NUMBER	QTY	PART NAME
	1	1138319	1	CARTRIDGE GP-TURBOCHARGER
	2	1054466	1	HOUSING-TURBINE
	3	4P2875	1	HOUSING-COMPRESSOR
	4	7C9532	1	CLAMP AS
		7M9918	1	LOCKNUT
	5	7C9538	1	CLAMP AS-COMPRESSOR
		7M9918	1	LOCKNUT
	6	4N8155	1	PLATE-TURBOCHARGER INFORMATION
		8H3710	1	SCREW-TAPPING

F-594455 CP

1052

1137924 TURBOCHARGER GP
Part Of 1053396 Turbocharger

FUEL SYSTEM



NOTE	REF NO	PART NUMBER	QTY	PART NAME
	1	2G8957	1	PLUNGER
	2	5P8233	1	RING-RETAINING

B-213834 EP

1710

2G9000 ADAPTER GP-FAST FILL FUEL
 Part Of 7V5369 Adapter-Fast Fill Fuel
 An Attachment

FUEL SYSTEM

NOTE	REF NO	PART NUMBER	QTY	PART NAME
Y	1	9D0630	1	COVER-DUST
	2	2G9000	1	ADAPTER GP-FAST FILL FUEL
	3	5V6106	1	VENT AS
	4	3B6491	1	COUPLING-PIPE
	5	65707	1	ELBOW (90 DEGREE)
	6	7V5367	1	PIPE
	7	9B7237	2	BOLT (3/8-16X1.25IN)
	8	8T4896 8M4106 6F3259	2 2 1	WASHER-HARD (2.5MM THK) CLAMP LUG
		6G7914	1	THE FOLLOWING REPAIR KIT IS AVAILABLE: KIT-VENT (INCL SCREENS, BALL CAGE, CLAMPS, BODY SEAL, HOLLOW BALL, SOLID BALL, ROLLPIN, VALVE SEAL, COVERS, O-RINGS, AND INSTRUCTION SHEET)

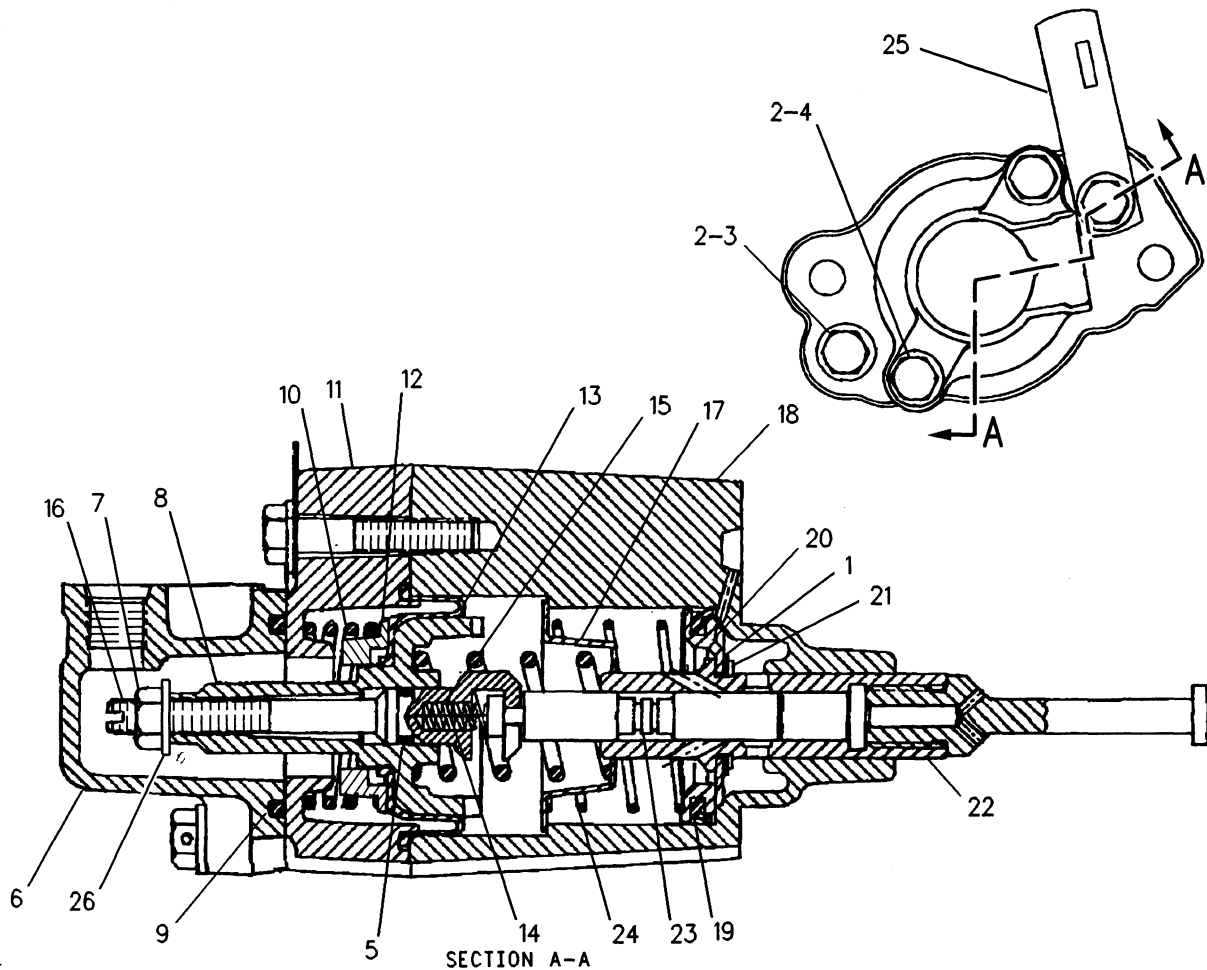
Y-SEPARATE ILLUSTRATION

A-627539 CP

1710

7V5369 ADAPTER GP-FAST FILL FUEL
2G9000-Page 62
An Attachment

FUEL SYSTEM



NOTE	REF NO	PART NUMBER	QTY	PART NAME	NOTE	REF NO	PART NUMBER	QTY	PART NAME
	1	2W9315	2	WASHER-SPRING					
	2	5P0537	4	WASHER (2MM THK)					
	3	2A5546	2	BOLT (1/4-20X1.375IN)					
	4	5P6945	2	BOLT					
	5	3E6760	1	SEAL-O-RING					
	6	4P7274	1	COVER					
	7	9S8748	1	NUT-FULL (1/4-28 THD)					
	8	4W0924	1	RETAINER					
	9	5P8210	1	SEAL-O-RING					
	10	7W2826	1	SPRING					
	11	4P7275	1	COVER					
	12	10G6493	1	WASHER (35MM OD)					
	13	6I1564	1	DIAPHRAGM					
	14	9N1754	1	SPRING					
	15	7W2828	1	SPRING					
	16	7W2015	1	EXTENSION-VALVE					
	17	7N9035	1	RETAINER					
	18	7N9062	1	HOUSING					
	19	8N5763	1	SEAL					
	20	8N5764	1	PISTON					
	21	8F4610	1	RING-RETAINING					
	22	2W9316	1	VALVE AS					
	23	9Y8088	1	VALVE-INTERNAL					
	24	8N5765	1	SPRING					
	25	1115163	1	TAG-IDENTIFICATION					
	26	1153358	1	WASHER					

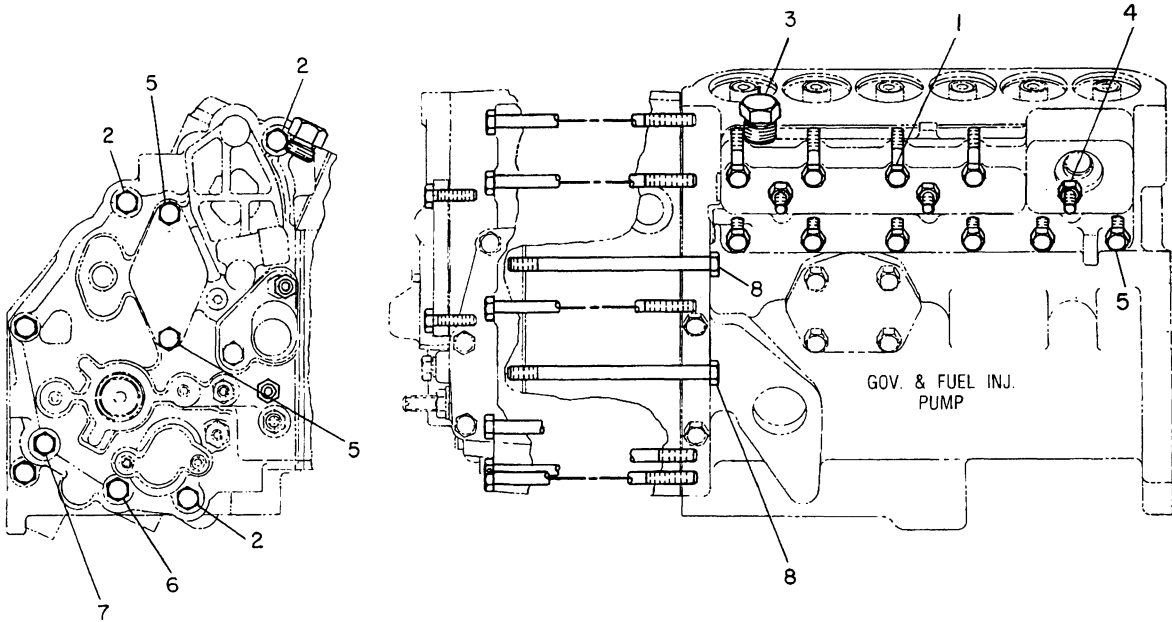
R-605362 CP

1278

1115162 CONTROL GP-FUEL RATIO
Part Of 1157536 Pump-Gov & Fuel Inj

MEMORANDA

FUEL SYSTEM



NOTE	REF NO	PART NUMBER	QTY	PART NAME	NOTE	REF NO	PART NUMBER	QTY	PART NAME
C	1	8B2377	4	BOLT (1/4-20X2IN)					
	2	4N1761	4	BOLT (1/4-20X6.5IN)					
	3	9S4191	1	PLUG-O-RING (9/16-18 THD)					
	4	OS1614	3	BOLT (1/4-20X.5IN)					
	5	4F7957	8	BOLT (1/4-20X.875IN)					
	6	2S7383	1	BOLT					
	7	8F8178	2	BOLT (1/4-20X3.25IN)					
	8	6B4198	2	BOLT (1/4-20X4.19IN)					

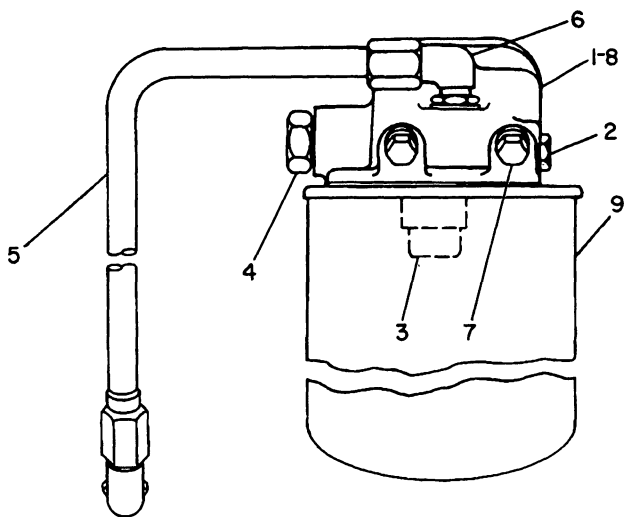
C-CHANGE FROM PREVIOUS TYPE

B-459043 EP

1286

7C8993 FASTENER GP-FUEL INJ PUMP
Part Of 1157536 Pump-Gov & Fuel Inj

FUEL SYSTEM



TO FUEL
INJECTION PUMP

NOTE	REF NO	PART NUMBER	QTY	PART NAME
	1	7N9519	1	BASE AS-FUEL FILTER
	2	5M6214	1	PLUG-PIPE
	3	9S4167	1	STUD-HOLLOW
	4	9S4191	1	PLUG-O-RING (9/16-18 THD)
		3J1907	1	SEAL-O-RING (11.89MM ID)
C	5	4W9057	1	TUBE AS (SECONDARY FUEL FILTER)
	6	307947	2	ELBOW (9/16-18 STR THD)
		3J1907	2	SEAL-O-RING (11.89MM ID)
	7	6B4198	2	BOLT (1/4-20X4.19IN)
		5P0537	2	WASHER (2MM THK)
	8	7N9520	1	GASKET-FILTER BASE
	9	1R0750	1	FILTER AS-FUEL

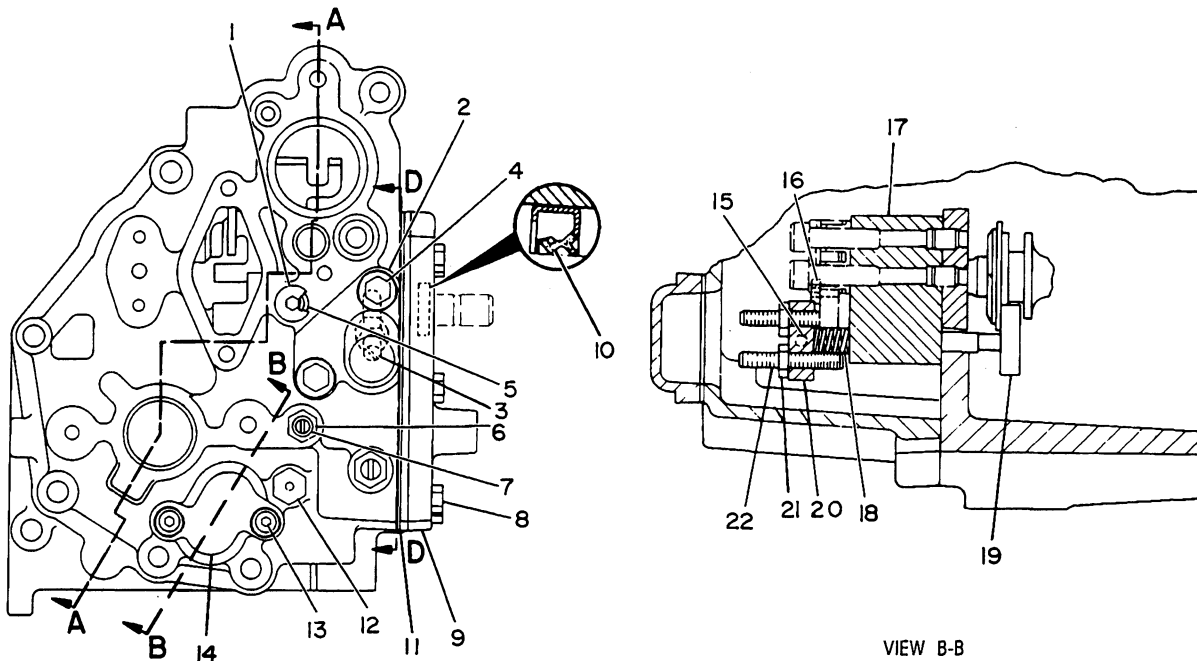
C-CHANGE FROM PREVIOUS TYPE

B-632466 CP

1261

2W1011 FILTER GP-SECONDARY

FUEL SYSTEM



REFER TO ALL ILLUSTRATIONS OF
THIS GROUP FOR AUXILIARY VIEWS

NOTE	REF NO	PART NUMBER	QTY	PART NAME	NOTE	REF NO	PART NUMBER	QTY	PART NAME
C	1	1W6523	1	PLUG-O-RING		19	8N2488	1	BOLT-LOAD STOP
C	2	8N3259	1	COVER-HIGH IDLE		20	8N3256	1	COLLAR-LOAD STOP
C		6I2003	1	GASKET		21	8L5832	1	NUT-HEX (10-32 THD)
C	3	7N2594	1	SETSCREW-SLOTTED		22	9Y4701	1	SETSCREW-SOCKET
C		7N8775	1	NUT-HIGH IDLE					
C	4	5P6945	2	BOLT (1/4-20X1.25IN)					
C		5P0537	2	WASHER (2MM THK)					
C	5	3J7354	1	SEAL-O-RING (8.92MM ID)					
C	6	4N5485	1	BODY-VALVE					
C		5F9144	1	SEAL-O-RING (7.65MM ID)					
C	7	4N5484	1	VALVE-NEEDLE					
C		6H9691	1	SEAL-O-RING (2.9MM ID)					
C	8	OS1616	6	BOLT (1/4-20X1 IN)					
C	9	7N8780	1	COVER AS-CONTROL					
C	10	5P3272	1	SEAL-LIP					
C	11	7N8779	1	GASKET-COVER					
C	12	3P0009	1	INSULATOR-STUD					
C	13	1P2497	2	BOLT-HEAD					
C		8T0328	2	WASHER-HARD (1MM THK)					
C	14	8N3258	1	COVER-LOAD STOP					
C		6I2004	1	GASKET					
	15	6D3897	1	BOLT					
	16	6L5897	2	BOLT (1/4-20X7/8IN)					
	17	2W6104	1	BLOCK AS-STOP					
		2W6103	1	DOWEL					
	18	1W4243	1	SPRING-BUMPER					

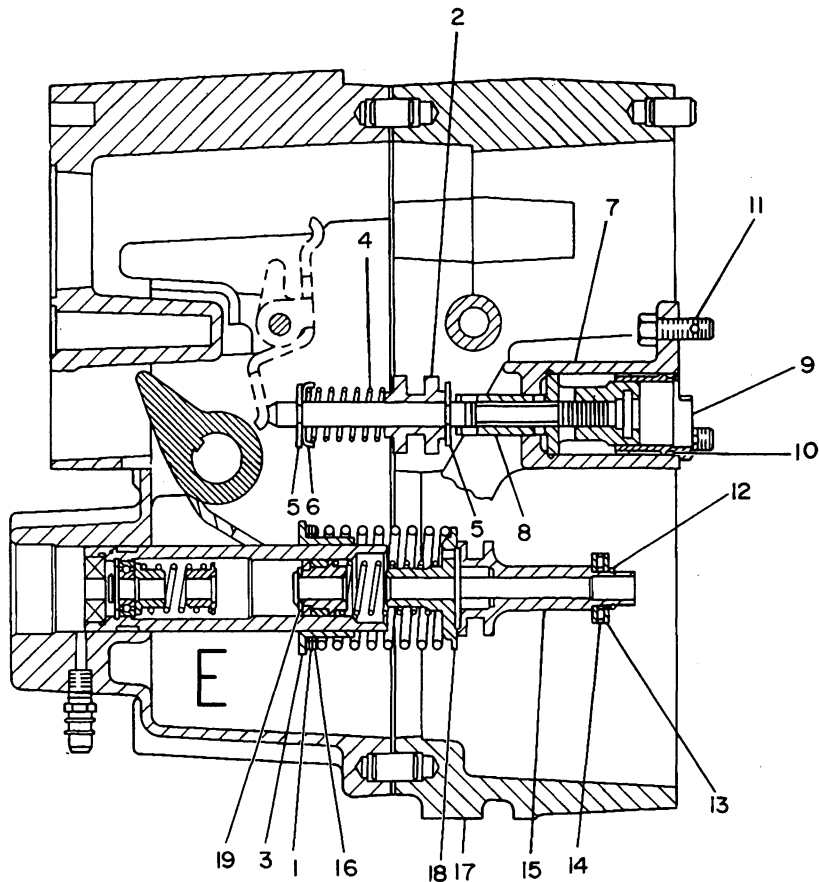
C-CHANGE FROM PREVIOUS TYPE

R-524886 EP

1264

2W2410 GOVERNOR GP-PART 1 OF 3
Part Of 1157536 Pump-Gov & Fuel Inj

FUEL SYSTEM



SECTION A-A

NOTE	REF NO	PART NUMBER	QTY	PART NAME	NOTE	REF NO	PART NUMBER	QTY	PART NAME
		1 2P9556	1	WASHER					
		2 1N3800	1	SLEEVE-RACK CONTROL					
		3 6N3504	1	SEAT-GOVERNOR SPRING					
		4 2W2216	1	SPRING-LINK					
		5 2M7819	2	RING-RETAINING					
		6 1N3802	1	SEAT-SPRING					
		7 8N2507	1	PISTON AS-SERVO					
		8 8N2505	1	VALVE-GOVERNOR SERVO					
		7 7N7271	1	LEVER-CONTROL					
		3 3G3835	1	PIN					
C		8 1W4098	1	PISTON-GOVERNOR SERVO					
C		9 7W0250	1	SLEEVE					
		10 5P9757	1	SEAL-O-RING					
		11 310216	3	BOLT					
		12 4N2953	1	LOCKRING					
		13 7E4892	2	RACE-THRUST BEARING					
		14 7M7219	1	BEARING-THRUST					
		15 4W6868	1	RISER-GOVERNOR					
		16 2N0828	2	WASHER					
		17 8N2495	1	HOUSING AS-GOVERNOR					
		4 8S6814	4	PIN					
		2 4F6024	2	PIN					
		18 8N2503	1	DASHPOT AS-GOVERNOR					
		1 4N6407	1	SPOOL-DASHPOT					
		1 4N6406	1	RING-SPACER					
		19 4N6404	1	RING-RETAINING					

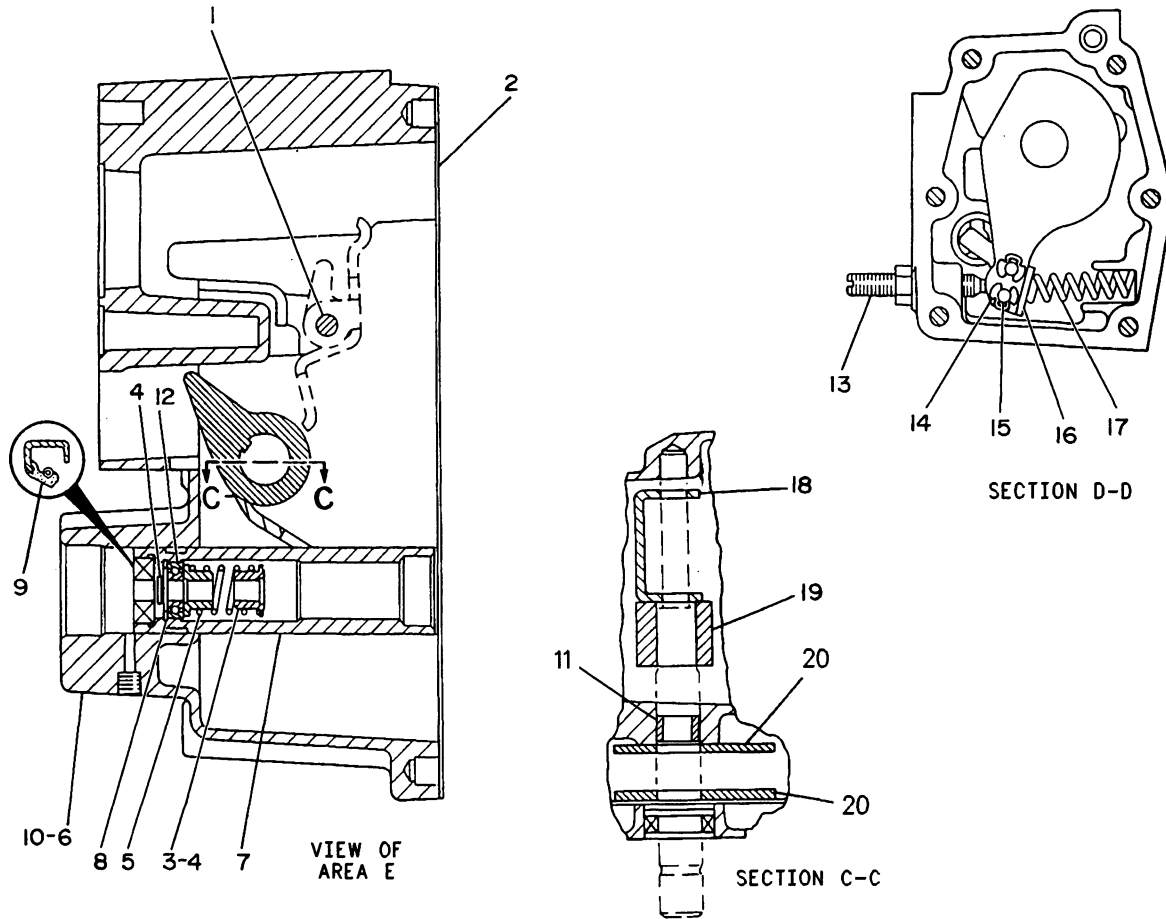
C-CHANGE FROM PREVIOUS TYPE

R-545343 EP

1264

2W2410 GOVERNOR GP-PART 2 OF 3
Part Of 1157536 Pump-Gov & Fuel Inj

FUEL SYSTEM



NOTE	REF NO	PART NUMBER	QTY	PART NAME	NOTE	REF NO	PART NUMBER	QTY	PART NAME
C	1	7N8785	1	SHAFT-PIVOT					
C	2	8N2496	1	GASKET-GOVERNOR HOUSING					
C	3	7N7270	2	SLEEVE-SPRING					
C	4	7N8821	3	RING-RETAINING					
C	5	3K5733	1	SPRING					
C	6	8N2501	1	HOUSING AS-GOVERNOR					
		7E5346	1	VALVE AS					
C	7	8N2499	1	SPRING-GUIDE					
C	8	3D8317	1	RING-RETAINING					
C	9	4N0260	1	SEAL-LIP					
C	10	2F2290	1	PLUG-CORE					
C	11	8N3945	1	BUSHING-TERMINAL					
C	12	4N0432	1	BALL BEARING					
C	13	7N2594	1	SETSCREW-SLOTTED					
C		7W4272	1	NUT-SEALING					
C	14	7N2171	4	RING-RETAINING					
C	15	7N2172	2	PIN					
C	16	8N3087	1	STOP-IDLE DETENT					
C	17	2W7400	1	SPRING					
C	18	2W6102	1	LEVER-SPRING SEAT					
C	19	8N3168	1	LEVER-THROTTLE					
C	20	2W9305	2	PLATE-THROTTLE					

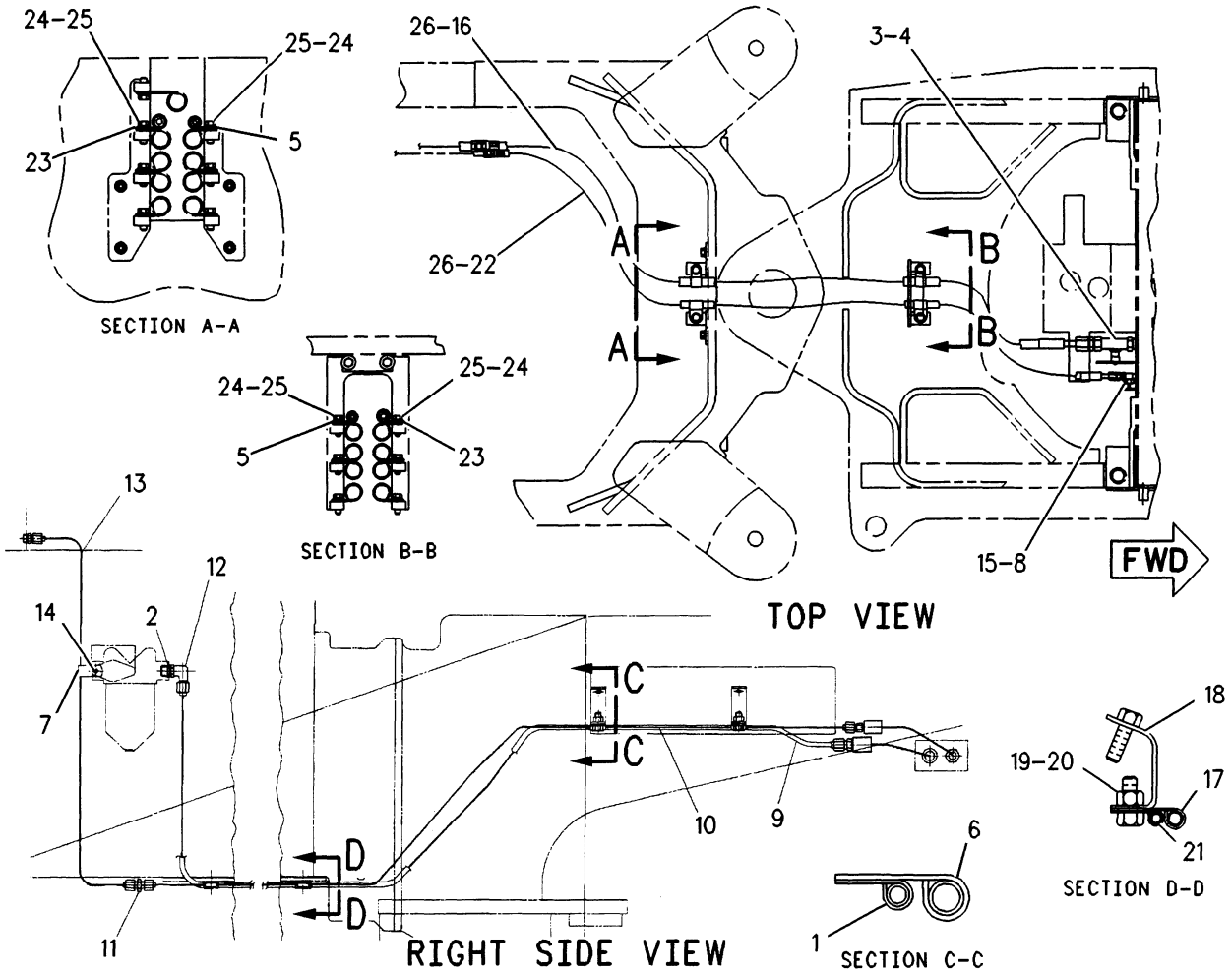
C-CHANGE FROM PREVIOUS TYPE

R-563104 EP

1264

2W2410 GOVERNOR GP-PART 3 OF 3
Part Of 1157536 Pump-Gov & Fuel Inj

FUEL SYSTEM



NOTE	REF NO	PART NUMBER	QTY	PART NAME	NOTE	REF NO	PART NUMBER	QTY	PART NAME
		1 4K8179	2	CLIP (6.35MM ID)					
		2 3K0360	1	SEAL-O-RING (16.36MM ID)					
		3 6V5016	1	VALVE-BALL					
		4 8C6872	1	CONNECTOR					
		5 6D3479	2	CLIP (TAB)					
		6 2P0449	2	CLIP (9.52MM ID)					
		7 3L2875	1	CLIP (6.35MM ID)					
		8 6K5741	1	VALVE					
		9 4V7697	1	TUBE AS					
		10 1396949	1	TUBE AS					
		11 3J7355	1	UNION-FLARED					
		12 54362	1	ELBOW					
		13 1396948	1	TUBE AS					
		14 5P4115	1	WASHER (2MM THK)					
		15 2T2310	1	CONNECTOR-O-RING					
I		16 1244414	1	HOSE AS					
		17 7H7055	2	CLIP (9.52MM ID)					
		18 7I3792	2	BRACKET					
		19 5S7379	2	BOLT (3/8-16X.875IN)					
		20 6V8801	2	NUT (3/8-16 THD)					
		21 2B2404	2	CLIP (6.35MM ID)					
I		22 1244415	1	HOSE AS					
		23 672551	2	CLIP					
		24 8T2502	4	BOLT (3/8-16X1.125IN)					
		25 8T4896	4	WASHER-HARD (2.5MM THK)					
		26 6V8398	4	SEAL-O-RING (12.47MM ID)					

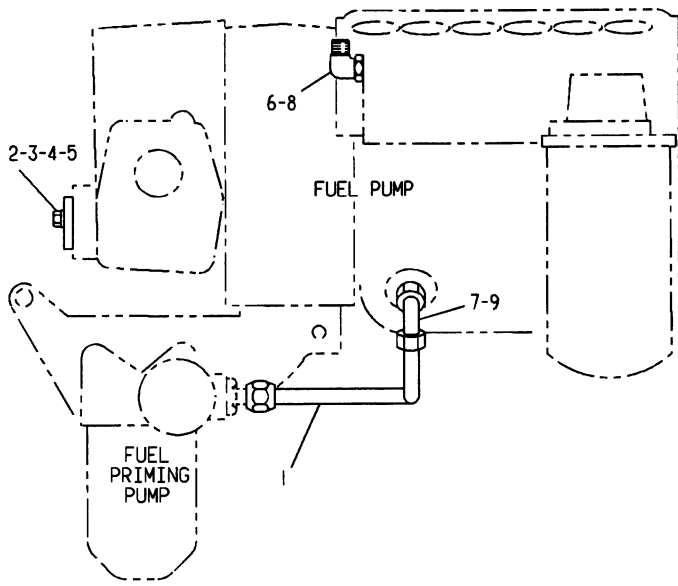
I-SEE HOSE FABRICATION GUIDE

F- 686903 P

1274

1213063 LINES GP-FUEL
Part Of 1190011 Chassis Ar

FUEL SYSTEM



NOTE	REF NO	PART NUMBER	QTY	PART NAME
	1	1W6629	1	TUBE AS-FUEL FILTER
C	2	4W7629	1	COVER
C	3	4M8303	1	SEAL-O-RING
C	4	5P0537	2	WASHER
C	5	0S1615	2	BOLT
C	6	307946	1	ELBOW
	7	3J1907	1	SEAL-O-RING
C	8	3J7354	1	SEAL-O-RING
	9	307947	1	ELBOW

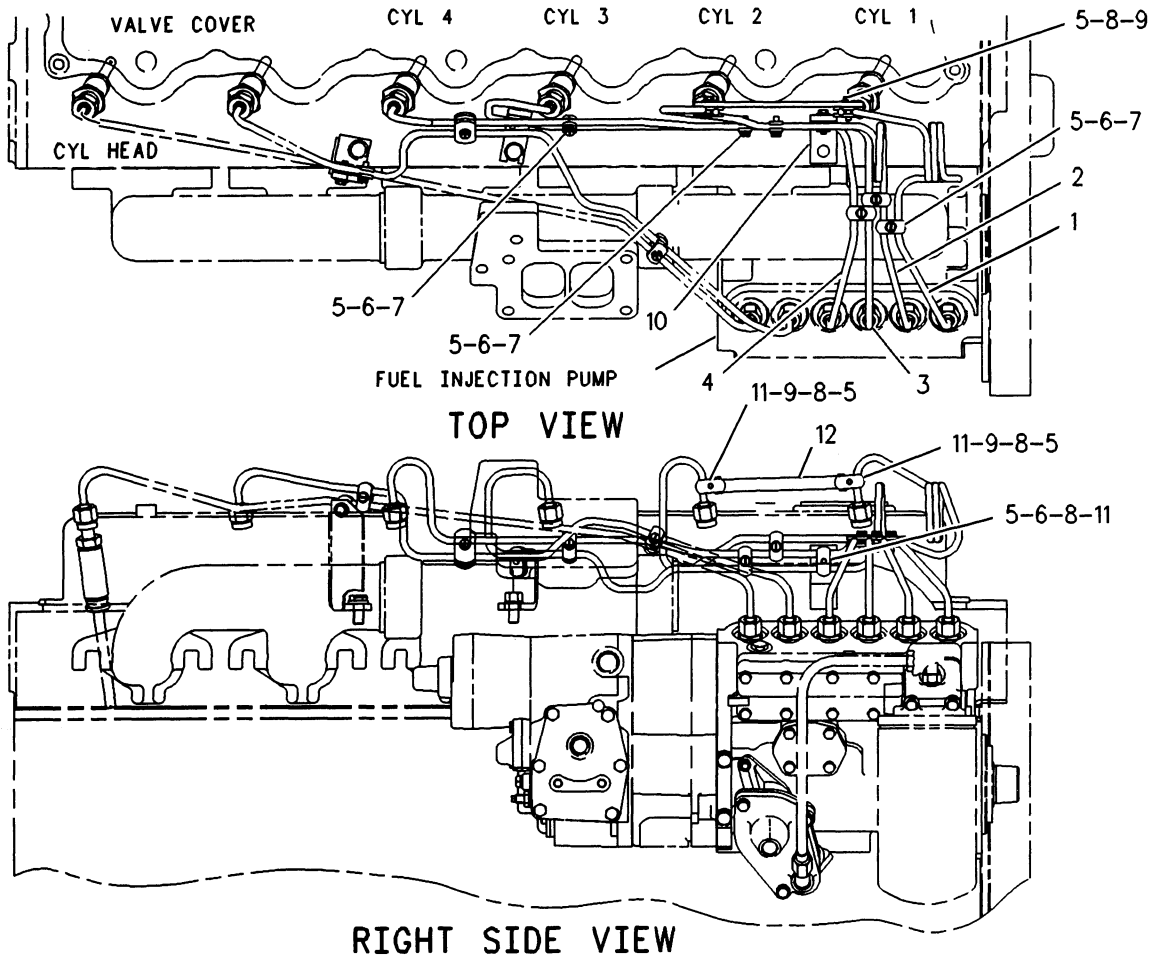
C-CHANGE FROM PREVIOUS TYPE

A-324585 EP

1274

2W1605 LINES GP-FUEL DRAIN

FUEL SYSTEM



NOTE	REF NO	PART NUMBER	QTY	PART NAME	NOTE	REF NO	PART NUMBER	QTY	PART NAME
	1	4P9381	1	LINE AS-FUEL INJ					
	2	4P9382	1	LINE AS-FUEL INJ					
C	3	1044253	1	LINE AS-FUEL INJ					
C	4	1044254	1	LINE AS-FUEL INJ					
	5	1W9169	9	CLAMP (TAPPED)					
	6	1W9168	7	CLAMP (UNTAPPED)					
	7	5P4939	6	SCREW AS-MACHINE					
	8	9N3388	3	LOCKSCREW					
C	9	1W9167	2	CLAMP AS-FUEL LINE (W/SPACER)					
	10	7C7614	1	BRACKET AS					
	11	4B4274	3	WASHER (1.2MM THK)					
	12	9Y7524	1	PLATE					

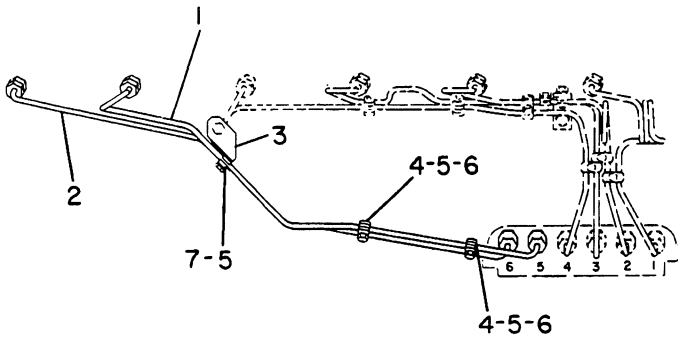
C-CHANGE FROM PREVIOUS TYPE

F- 668063 P

1252

4P9330 LINES GP-FUEL INJECTION
Part Of 1135369 Lines-Fuel Injection

FUEL SYSTEM



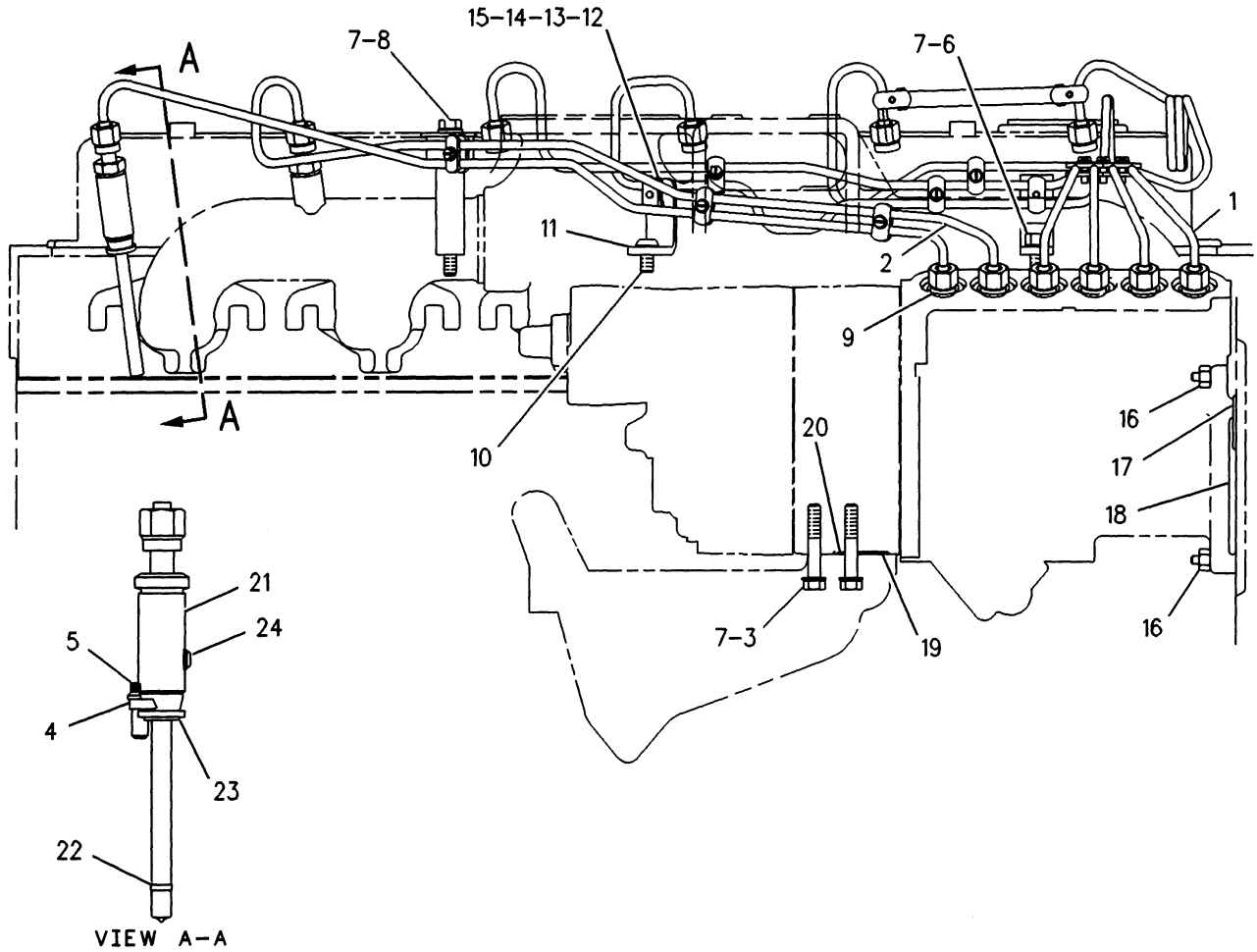
NOTE	REF NO	PART NUMBER	QTY	PART NAME
	1	4P9385	1	LINE AS-FUEL INJ
	2	4P9386	1	LINE AS-FUEL INJ
	3	1229405	1	BRACKET AS
	4	1W9169	2	CLAMP
	5	1W9168	4	CLAMP
	6	5P4939	2	SCREW AS-MACHINE
	7	9N3388	1	LOCKSCREW

R-599478 CP

1252

4P9331 LINES GP-FUEL INJECTION
Part Of 1135369 Lines-Fuel Injection

FUEL SYSTEM



NOTE	REF NO	PART NUMBER	QTY	PART NAME	NOTE	REF NO	PART NUMBER	QTY	PART NAME
Y	1	4P9330	1	LINES GP-FUEL INJECTION	R	21	7W7045	6	NOZZLE AS-FUEL VALVE (EACH INCLUDES)
Y	2	4P9331	1	LINES GP-FUEL INJECTION		22	9L9098	1	SEAL-CARBON STOP (3/8 IN OD)
	3	0L2070	2	BOLT (3/8-16X2.25IN)		23	7W4482	1	WASHER (9.76MM ID)
	4	8N5132	6	CLAMP-NOZZLE	M	24	1143364	1	WASHER (SEALING)
	5	1T0416	6	BOLT (5/16-18X.75IN)			9X2836	1	SCREW-BUTTON HEAD
	6	0S1591	1	BOLT (3/8-16X1.5IN)					
	7	5M2894	4	WASHER (2.5MM THK)					
	8	0T0055	1	BOLT (3/8-16X4.25IN)					
	9	8H9204	6	WASHER-FELT					
	10	7U4898	1	SCREW					
	11	4P2578	1	BRACKET					
	12	1W9167	1	CLAMP AS-FUEL LINE (W/SPACER)					
	13	1W9169	1	CLAMP (TAPPED)					
	14	9N3388	1	LOCKSCREW					
	15	4B4274	1	WASHER (1.2MM THK)					
	16	3S2713	3	NUT-FULL (3/8-24 THD)					
	17	6V6921	1	SEAL-RING (20.32MM OD)					
	18	2H3934	1	SEAL (98.02MM ID)					
	19	5F7054	1	SEAL-O-RING (18.6MM ID)					
	20	2H3932	1	SEAL (28.17MM ID)					

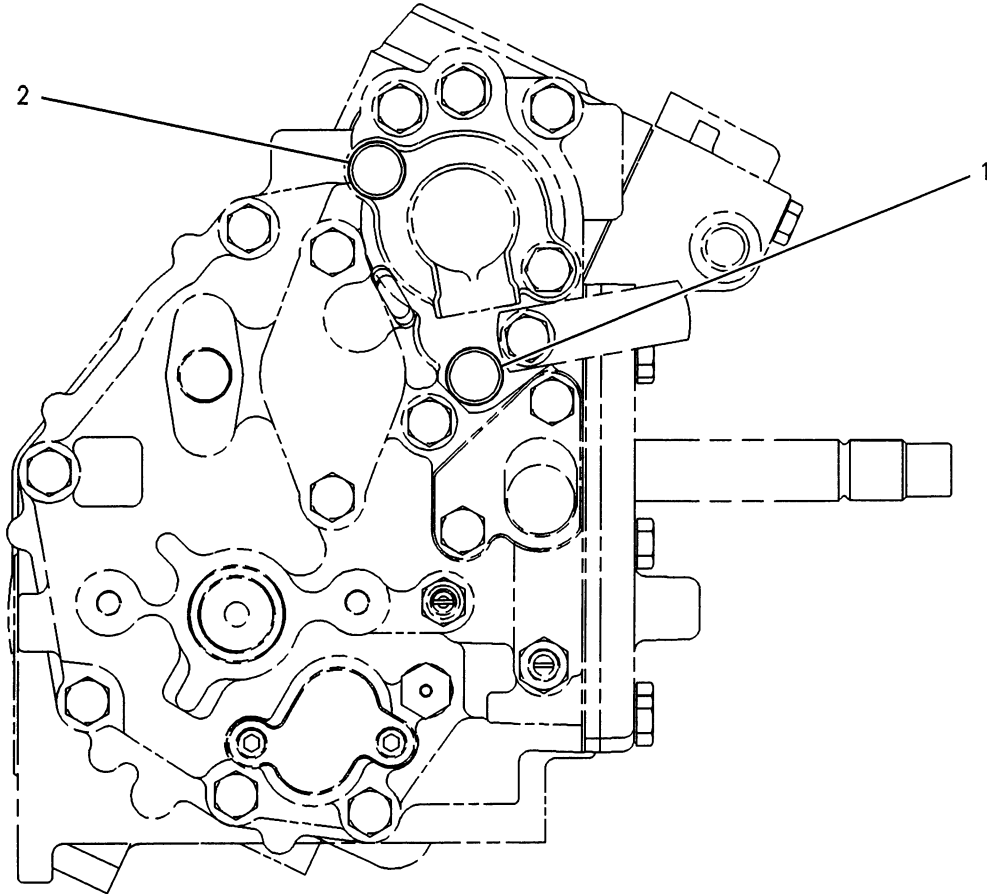
M-METRIC PART
R-REMG PART MAY BE AVAILABLE
Y-SEPARATE ILLUSTRATION

F- 667671 P

1252

1135369 LINES GP-FUEL INJECTION
4P9330-Page 73, 4P9331-Page 74

FUEL SYSTEM



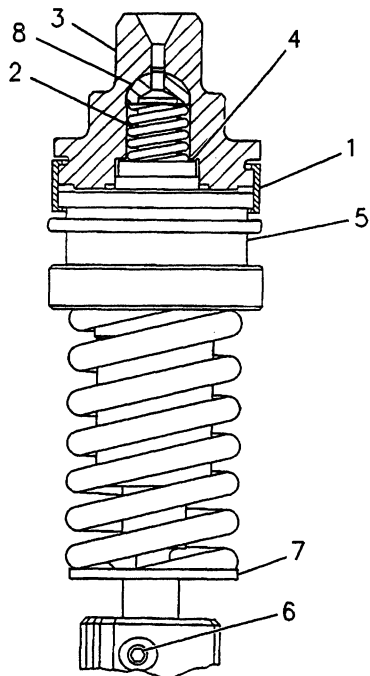
END VIEW

NOTE	REF NO	PART NUMBER	QTY	PART NAME	NOTE	REF NO	PART NUMBER	QTY	PART NAME
	1	1287796	1	BOLT-TAMPERPROOF (95.25MM)					
	2	1287794	1	BOLT-TAMPERPROOF (28.58MM)					

F-617707 CP

1287984 PROTECTION GP-FUEL SYSTEM

FUEL SYSTEM



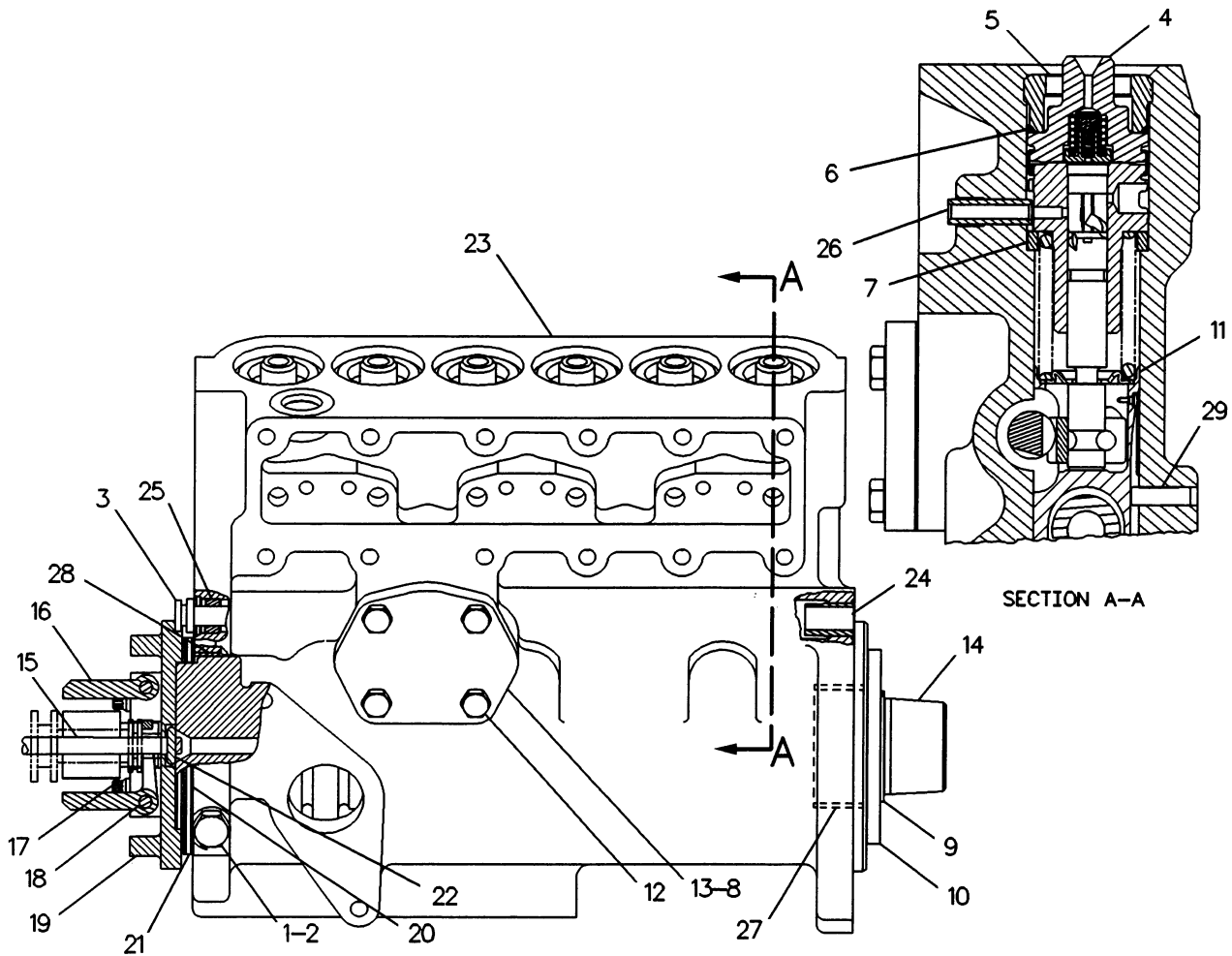
NOTE	REF NO	PART NUMBER	QTY	PART NAME
	1	7W1927	1	RING-RETAINER
	2	8N1415	1	SPRING-CHECK
	3	6I1327	1	BONNET-VALVE
	4	1W6987	1	VALVE AS-CHECK
	5	4P9830	1	PLUNGER AS
	6	7C5278	1	BOLT-GEAR
	7	7N1066	1	WASHER-RETAINER
	8	7C9966	1	INSERT

R-549639 EP

1251

4P9827 PUMP GP-FUEL INJECTION
Part Of 1113769 Pump-Fuel Injection

FUEL SYSTEM



NOTE	REF NO	PART NUMBER	QTY	PART NAME	NOTE	REF NO	PART NUMBER	QTY	PART NAME
	1	9S4180	2	PLUG-O-RING		23	4P9840	1	HOUSING AS
	2	4J7533	2	SEAL-O-RING		24	1S1953	1	BEARING-RACK
	3	1W3286	1	RACK-REGULATOR		25	1W3285	1	BEARING-RACK
Y	4	4P9827	6	PUMP GP-FUEL INJECTION		26	6I0979	6	DOWEL
	5	8N5117	6	BUSHING-TERMINAL		27	7N7970	1	BEARING-SLEEVE
	6	1148718	6	SEAL-O-RING		28	4P9828	1	BEARING-SLEEVE
	7	4W6869	6	SPACER-FUEL PUMP		29	4P8480	6	PIN-PUMP GUIDE
	8	7N1046	1	GASKET-COVER					
	9	7N8421	1	RING-RETAINING					
	10	8N2487	1	WASHER-THRUST					
	11	4P9832	6	LIFTER AS					
	12	OS1615	4	BOLT					
	13	7N1047	1	COVER-TIMING					
	14	1113770	1	CAMSHAFT AS					
		1113771	1	CAMSHAFT-FUEL PUMP					
	15	8N2510	1	SHAFT-WEIGHT CARRIER					
	16	7N7264	4	WEIGHT-GOVERNOR					
	17	9Y7037	4	BOLT					
	18	1S5440	4	DOWEL					
	19	7E3986	1	CARRIER-WEIGHT					
	20	7N7166	2	RACE-THRUST BEARING					
	21	7L3326	1	BEARING-THRUST					
	22	4N9019	1	DOWEL					

Y-SEPARATE ILLUSTRATION

F-576860 EP

1253

1113769 PUMP GP-FUEL INJECTION

4P9827-Page 77

Part Of 1157536 Pump-Gov & Fuel Inj

FUEL SYSTEM

NOTE	REF NO	PART NUMBER	QTY	PART NAME
C	1	1052508	1	PUMP AS-FUEL PRIMING
		7F8607	1	SEAL-O-RING
		7E5346	1	VALVE AS
C	2	1B7182	1	BOLT
	3	9M1974	1	WASHER-HARD
	4	8N6199	1	BASE-PUMP & FILTER
	5	7E5346	1	VALVE AS
	6	1P0436	1	GASKET
	7	5P0537	1	WASHER
	8	7B2742	1	BOLT

C-CHANGE FROM PREVIOUS TYPE

B-638736 CP

1258

8N6200 PUMP GP-FUEL PRIMING

Part Of 8N6201 Pump-Fuel Prm & Prim Filter

NOTE	REF NO	PART NUMBER	QTY	PART NAME
Y	1	OTO055	1	BOLT (3/8-16X4.25IN)
	2	OS1588	1	BOLT (3/8-16X1.25IN)
	3	5M2894	2	WASHER
	4	308194	1	CONNECTOR-FLARED
	5	2M9780	1	SEAL-O-RING
		8N6201	1	PUMP GP-FUEL PRM & PRIM FILTER

Y-SEPARATE ILLUSTRATION

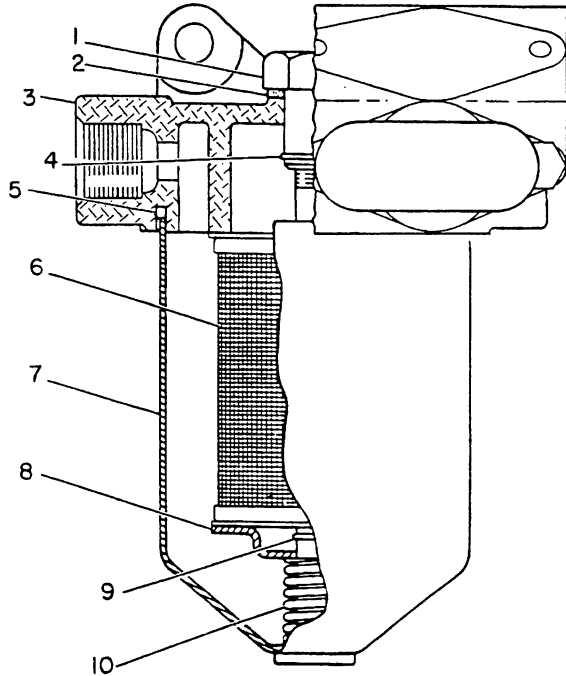
B-540249 EP

1258

1W5374 PUMP GP-FUEL PRM & PRIM FILTER

8N6201-Page 80

FUEL SYSTEM



NOTE	REF NO	PART NUMBER	QTY	PART NAME
Y	1	8H2807	1	NUT
	2	2J0157	1	SEAL-O-RING
	3	8N6200	1	PUMP GP-FUEL PRIMING
	4	1L3769	1	RING-RETAINING
	5	8H2778	1	GASKET (PRIM FUEL FILT)
	6	9M2341	1	ELEMENT AS-FUEL FILTER PRIMARY
	7	8H2810	1	CASE AS-FILTER
	8	7H9678	1	RETAINER-ELEMENT
	9	2H3429	1	RING-RETAINING
	10	7S9323	1	SPRING

Y-SEPARATE ILLUSTRATION

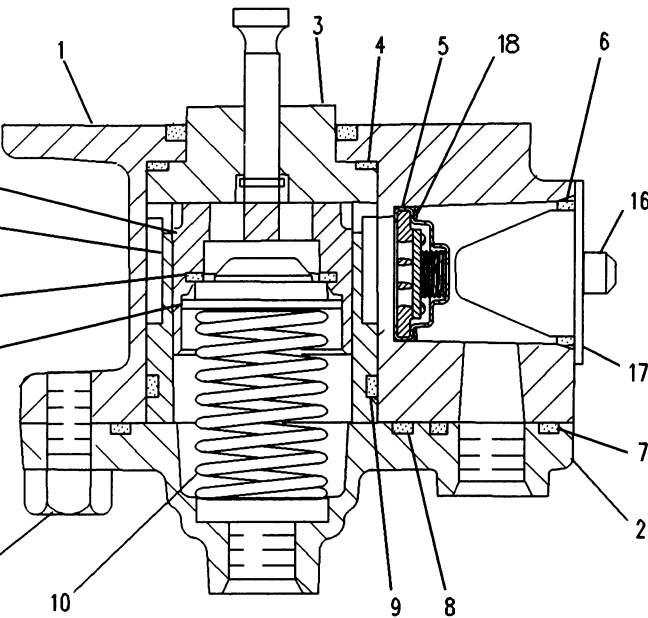
B-228921 EP

1258

8N6201 PUMP GP-FUEL PRM & PRIM FILTER

8N6200-Page 79

Part Of 1W5374 Pump-Fuel Prm & Prim Filter



NOTE	REF NO	PART NUMBER	QTY	PART NAME
	1	1W1698	1	HOUSING-TRANSFER PUMP
	2	1W1699	1	COVER
	3	1W5912	1	GUIDE & TAPPET AS
	4	7N8821	1	RING-RETAINING
	5	6J2419	1	SEAL-O-RING
	6	7E2464	3	VALVE AS
	7	3D2824	1	SEAL-O-RING
	8	6F6672	1	SEAL-O-RING
	9	3D2898	1	SEAL-O-RING
	10	5P8215	1	SEAL-O-RING
	11	7W0134	1	SPRING-PUMP
	12	8N2637	1	WASHER
	13	7E3667	1	SPACER
	14	8N2641	1	SLEEVE
	15	1W1669	1	PISTON
	16	OS1615	2	BOLT
	17	6D8498	2	SCREW-HEAD
	18	8N2640	1	COVER
	18	7E4656	1	RETAINER

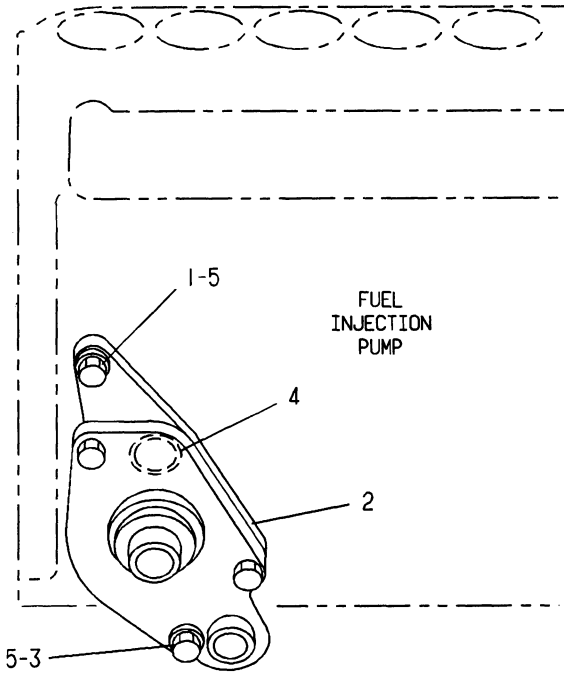
F-479411 EP

1256

1W1695 PUMP GP-FUEL TRANSFER

Part Of 2W4160 Pump-Fuel Transfer

FUEL SYSTEM



NOTE	REF NO	PART NUMBER	QTY	PART NAME
	1	4F7957	1	BOLT (1/4-20X.875IN)
YR	2	1W1695	1	PUMP GP-FUEL TRANSFER
	3	4B9365	1	BOLT (1/4-20X3IN)
C	4	4J8997	1	SEAL
C	5	5P0537	2	WASHER (2MM THK)

C-CHANGE FROM PREVIOUS TYPE
R-REMG PART MAY BE AVAILABLE
Y-SEPARATE ILLUSTRATION

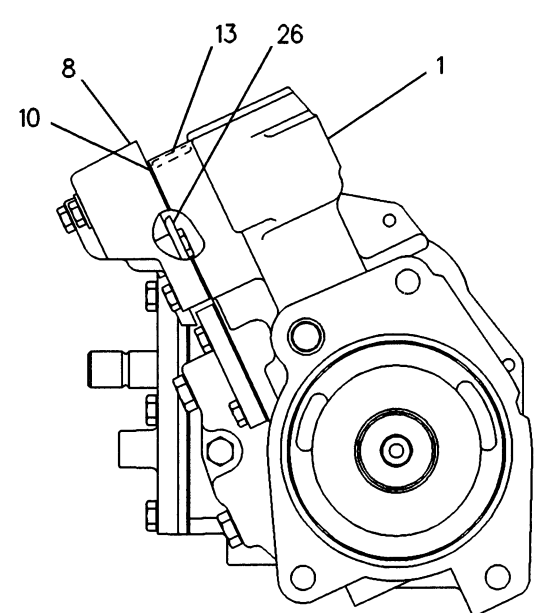
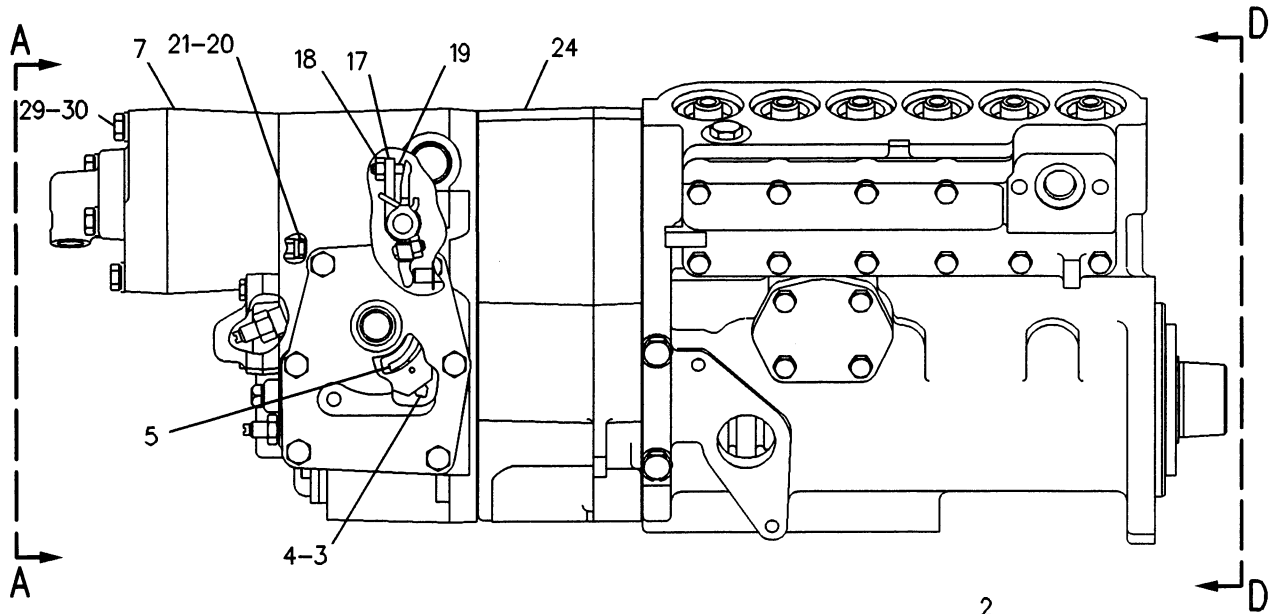
A-329860 EP

1256

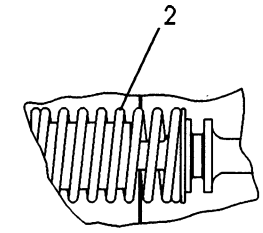
2W4160 PUMP GP-FUEL TRANSFER (& MOUNTING)

1W1695-Page 80

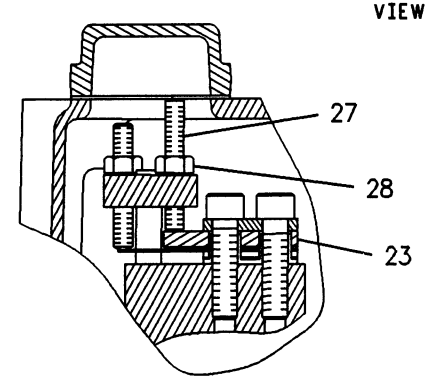
FUEL SYSTEM



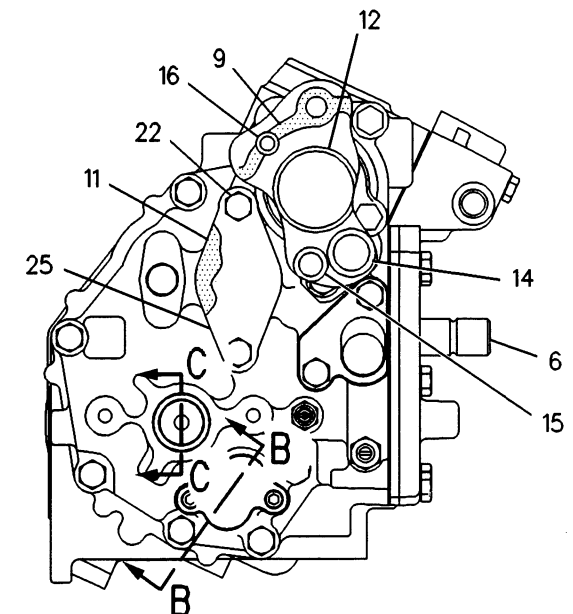
VIEW D-D



SECTION C-C



SECTION B-B



VIEW A-A

F-625984 CP

FUEL SYSTEM

NOTE	REF NO	PART NUMBER	QTY	PART NAME	NOTE	REF NO	PART NUMBER	QTY	PART NAME
Y	1	1113769	1	PUMP GP-FUEL INJECTION					
	2	8M9141	1	SPRING-GOVERNOR					
	3	7N1052	1	DOWEL					
	4	7N2176	1	PIN-DETENT					
	5	2W9657	1	SPRING-DETENT					
	6	8N3088	1	SHAFT AS-THROTTLE					
Y	7	1115162	1	CONTROL GP-FUEL RATIO					
	8	7N9907	1	COVER					
	9	7N8768	1	GASKET					
	10	7N9554	1	GASKET					
	11	7E6785	1	GASKET					
	12	8M8515	1	SEAL-O-RING (32.99MM ID)					
	13	3J1907	1	SEAL-O-RING (11.89MM ID)					
	14	5P6620	1	SEAL-O-RING (14MM ID)					
	15	335879	1	SEAL-O-RING (11.12MM ID)					
	16	8J8343	1	SEAL-O-RING (6.02MM ID)					
	17	4W5735	1	LEVER AS-PIVOT					
	18	8L5832	1	NUT-HEX (10-32 THD)					
	19	1151249	1	SETSCREW-SOCKET					
	20	2D6392	1	SEAL-O-RING (6.07MM ID)					
	21	8N6680	1	SCREEN AS					
Y	22	7C8993	1	FASTENER GP-FUEL INJ PUMP					
Y	23	8N7276	1	TORQUE CONTROL GP					
Y	24	2W2410	1	GOVERNOR GP					
	25	2W5448	1	COVER					
	26	8N5784	1	DEFLECTOR-PULSE					
	27	5H6552	1	SETSCREW-SOCKET (31.75MM LG)					
	28	8L5832	1	NUT-HEX (10-32 THD)					
	29	6V5894	2	BOLT					
	30	5P0537	2	WASHER (2MM THK)					

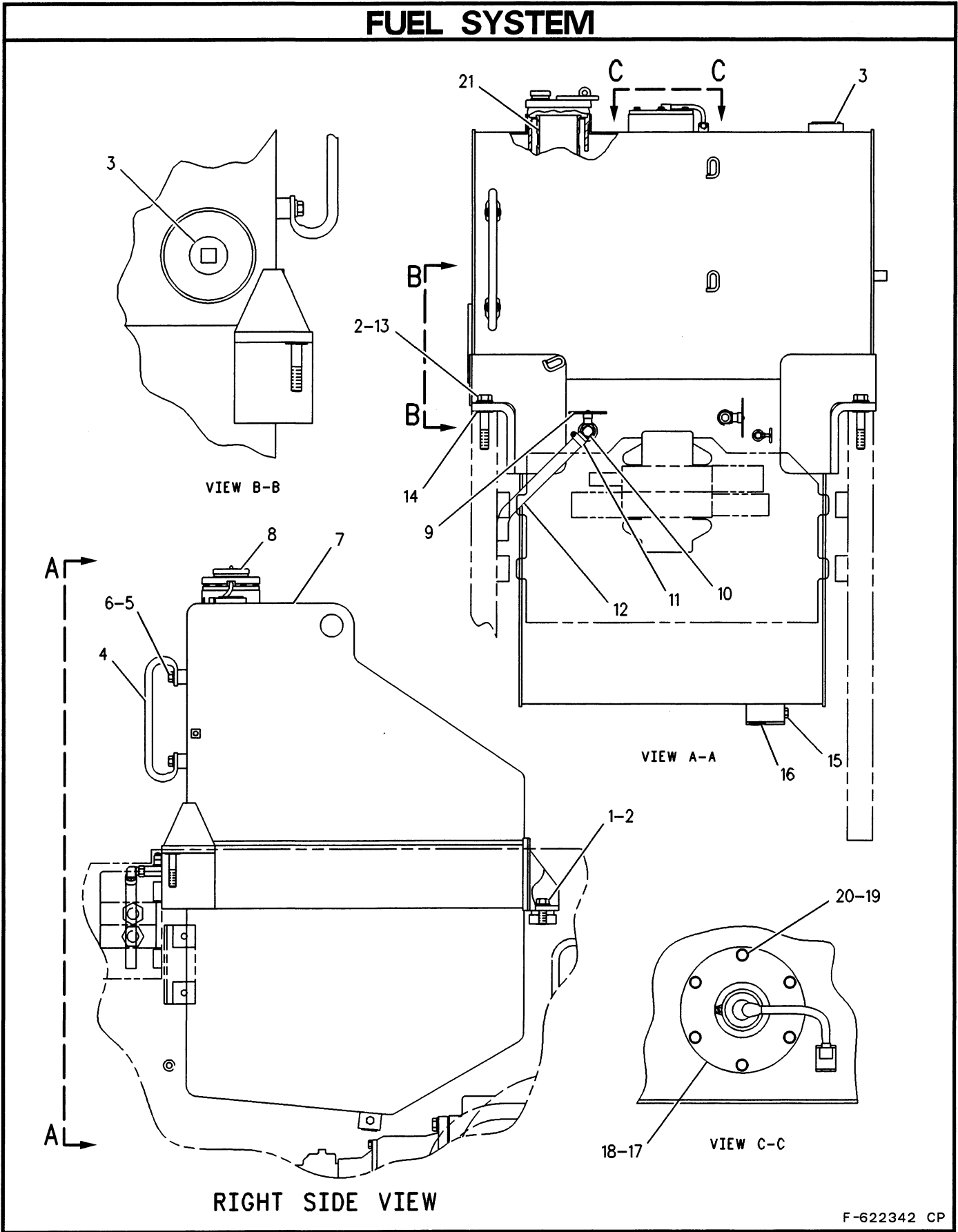
Y-SEPARATE ILLUSTRATION

625985 CP

1286

1157536 PUMP GP-GOV & FUEL INJ
 2W2410-Page 68, 7C8993-Page 66, 8N7276-Page 86, 1113769-Page 78,
 1115162-Page 64

FUEL SYSTEM



F-622342 CP

1273

1213053 TANK GP-FUEL
Part Of 1190011 Chassis Ar

FUEL SYSTEM

NOTE	REF NO	PART NUMBER	QTY	PART NAME	NOTE	REF NO	PART NUMBER	QTY	PART NAME
	1	7K4370	1	BOLT (5/8-11X1.75IN)					
	2	8T4122	3	WASHER (3.5MM THK)					
	3	4H9027	2	PLUG-PIPE (2-11 1/2 NPTF THD)					
	4	1D4164	1	HANDHOLD					
	5	8T8917	2	BOLT (1/2-13X1.25IN)					
	6	8T4223	2	WASHER-HARD (3MM THK)					
	7	1214454	1	TANK AS-FUEL					
	8	7X7700	1	CAP AS-FUEL TANK					
		9X2205	1	KIT-CAP FILTER					
		9X8600	1	SEAL-O-RING (110.49MM ID)					
	9	6V5016	1	VALVE-BALL					
	10	7D8793	1	ELBOW-FLARED					
	11	3E7445	1	CLAMP-HOSE					
E	12	5P0743	1	HOSE (30CM)(15.88MM ID)					
	13	5P7782	2	BOLT-LOCKING (5/8-11X3.75IN)					
	14	4B4281	2	WASHER (2.5MM THK)					
	15	1H8306	1	SCREW (1/2-20X1.625IN)					
	16	3B0551	1	PLUG-PIPE (1-11 1/2 NPTF THD)					
	17	1152086	1	SENDER AS-FUEL LEVEL					
		1239813	1	SENSOR-DIAL					
		7N7779	1	SOCKET					
		7N7780	1	PIN-CONNECTOR (BLADE)					
		7N9737	1	HOUSING-PLUG					
	18	3E5393	1	GASKET					
M	19	8T4138	6	BOLT (M6X1.0X20MM)					
	20	9X8256	6	WASHER (2MM THK)					
	21	9P7121	1	STRAINER-FUEL TANK					

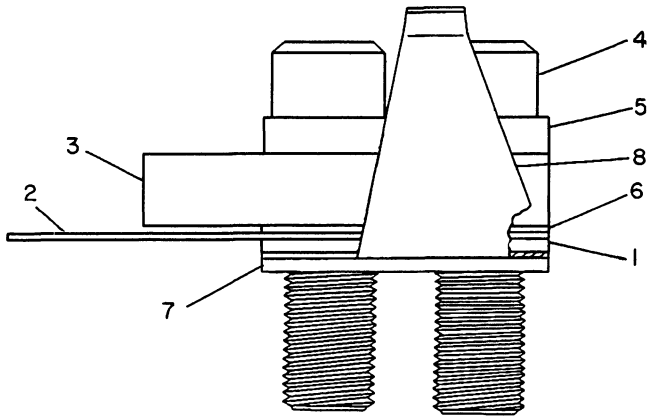
E-ORDER BY THE CENTIMETER
M-METRIC PART

622343 CP

1273

1213053 TANK GP-FUEL
Part Of 1190011 Chassis Ar

FUEL SYSTEM



NOTE	REF NO	PART NUMBER	QTY	PART NAME
C	1	7N1796	1	SPACER (1.549MM THK)
	2	8N7519	1	SPRING-TORQUE (.635MM THK)
	3	2W7234	1	BAR-LOAD STOP (4.0MM THK)
C	4	6L5897	2	BOLT (1/4-20X7/8IN)
	5	8M9062	1	RETAINER-SPRING (3.05MM THK)
C	6	2P2685	1	SPACER (.635MM THK)
	7	1P6452	1	INSULATOR
	8	7W5700	1	CONTACT

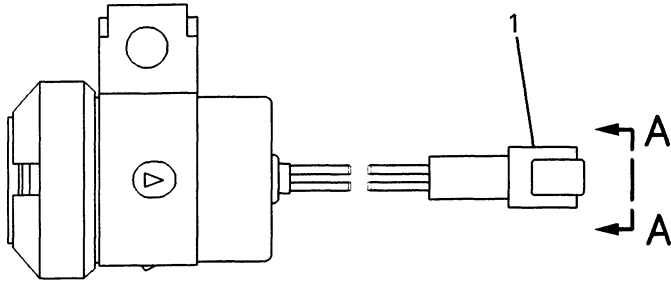
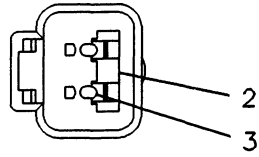
C-CHANGE FROM PREVIOUS TYPE

R-489885 EP

1257

8N7276 TORQUE CONTROL GP
Part Of 1157536 Pump-Gov & Fuel Inj

ELECTRICAL AND STARTING SYSTEM



NOTE	REF NO	PART NUMBER	QTY	PART NAME
	1	3E3364	1	RECEPTACLE AS
	2	3E3365	1	WEDGE
	3	8T8729	2	PIN-CONNECTOR

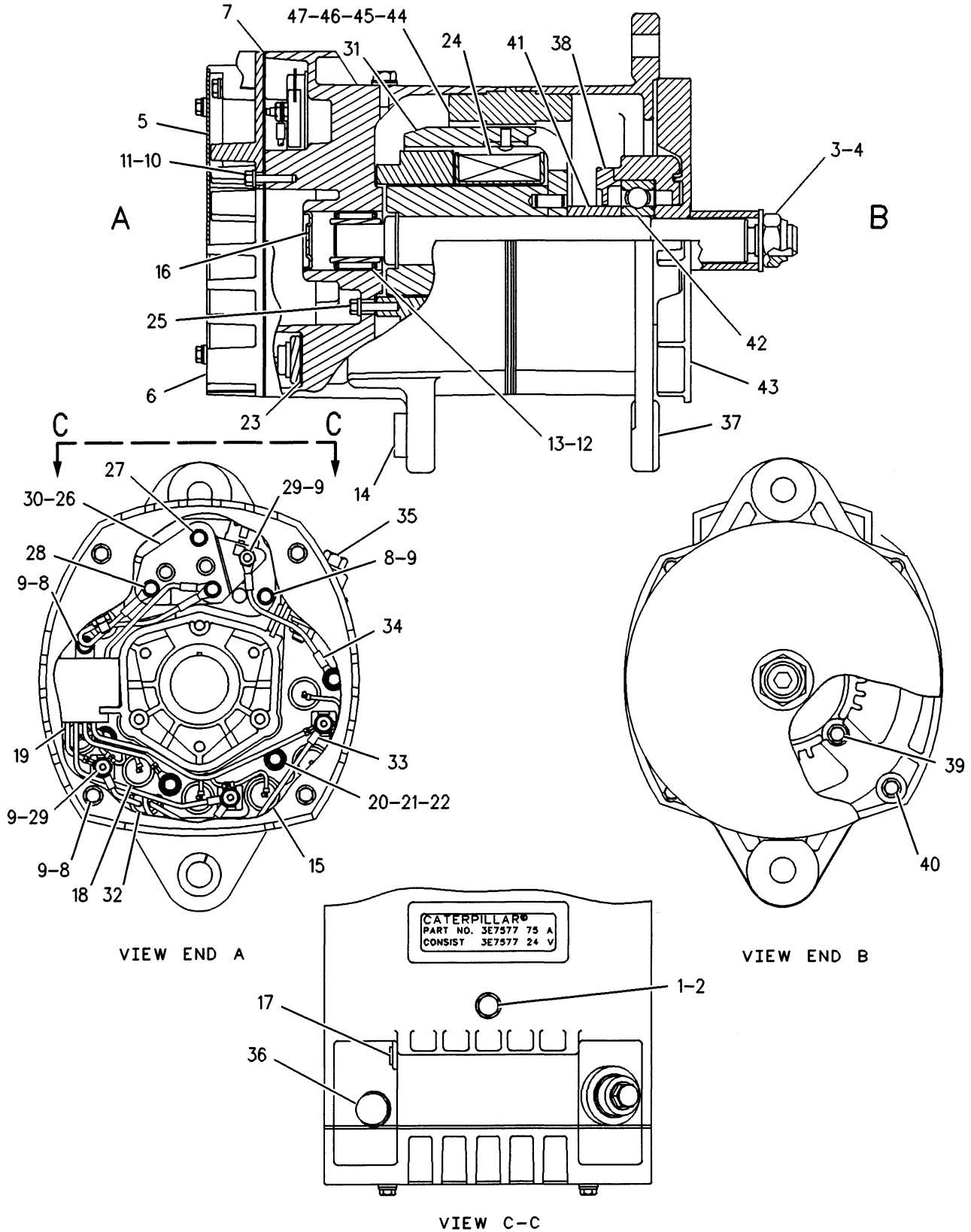
F-530215 EP

7402

3E6328 ALARM GP

Part Of 1231132, 1231134 Panels-Instrument

ELECTRICAL AND STARTING SYSTEM



F-559630 EP

1405

3E7577 ALTERNATOR GP-CHARGING *R
 24 Volt, 75 Amp
 Part Of 1036137 Alternator-Charging
 An Attachment

ELECTRICAL AND STARTING SYSTEM

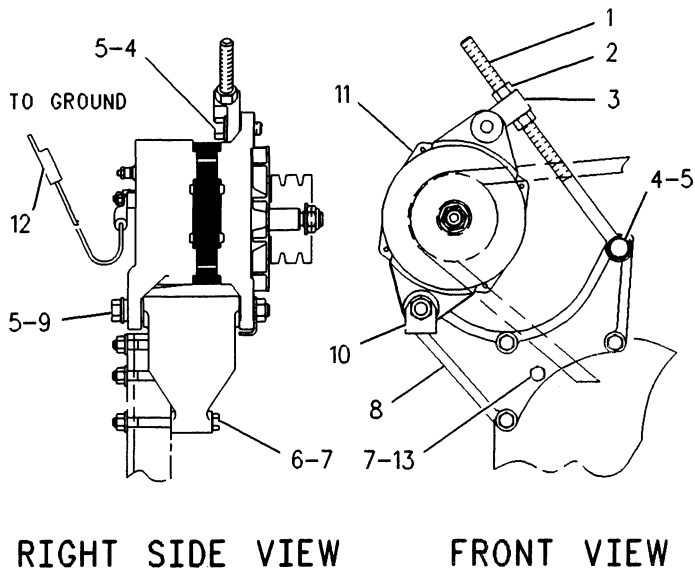
NOTE	REF NO	PART NUMBER	QTY	PART NAME	NOTE	REF NO	PART NUMBER	QTY	PART NAME
		1 9S2011	1	SCREW-MACHINE					
		2 1H3244	1	LOCKWASHER					
		3 2K4821	1	LOCKNUT					
		4 7F7621	1	WASHER					
		5 9S2260	1	PLATE-COVER					
		6 9S2255	1	COVER					
		7 9S2262	1	GASKET					
		8 9S2544	6	SCREW-HEX HEAD					
		9 9B7233	10	LOCKWASHER					
		10 9S2437	5	SCREW-TAPPING					
		11 8F1434	5	LOCKWASHER					
		12 5P3418	1	BEARING-ROLLER					
		13 5P3419	1	RACE-BEARING INNER					
		14 9S2396	1	BUSHING-TERMINAL					
		15 9S2393	3	DIODE-NEGATIVE					
		16 9N0943	1	PLUG-BEARING WELL					
		17 9F2247	1	PLUG-PIPE					
J		18 9S2292	1	HEAT SINK AS					
		19 1006656	1	DIODE AS-ALTERNATOR					
		20 9S9830	4	SCREW-FORMING					
		21 8C9660	4	WASHER					
		22 9S2300	4	INSULATOR					
		23 9S2301	1	INSULATION					
		24 9S2248	1	COIL & SUPPORT AS					
		25 9N3388	3	LOCKSCREW					
		26 3T6354	1	REGULATOR AS					
		27 7N9023	1	SCREW AS					
		28 6N1872	2	SCREW AS					
		29 4B2043	4	NUT					
		30 1006657	1	PLATE-ALTERNATOR					
		31 9S2302	1	ROTOR AS					
		32 9S2005	1	GROMMET					
		33 2L8075	3	TERMINAL					
		34 1006658	1	WIRE AS-ALTERNATOR					
		35 9S2389	1	STUD AS					
		36 9L6770	1	CAP					
		37 2P5616	1	FRAME-DRIVE END					
		38 9S2390	1	RETAINER					
		39 9X2500	4	SCREW-HEX FLANGE					
		40 9S2009	4	SCREW-HEAD					
		41 1006532	1	COLLAR-ALTERNATOR					
		42 5P7807	1	BALL BEARING					
		43 1006531	1	FAN-ALTERNATOR					
		44 9S3451	1	STATOR AS					
		45 9S2006	1	INSULATOR					
		46 9S2005	1	GROMMET					
		47 9S2014	3	CLIP					
				THE FOLLOWING REPAIR					
				KITS ARE AVAILABLE:					
		9S2013	1	KIT-RELAY TERMINAL					
				(INCL BUSHING, O-RING					
				& HARDWARE)					
		9S2012	1	KIT-OUTPUT TERMINAL					
				(INCL GASKETS, TERMINALS,					
				& HARDWARE)					
J		9S2290	3	KIT-DIODE JUNCTION STUD					
				(INCL INSULATOR & STUD)					
J		9S2291	3	KIT-POSITIVE DIODE					
				(INCLUDES DIODE)					

559632 EP

1405

3E7577 ALTERNATOR GP-CHARGING *R
 24 Volt, 75 Amp
 Part Of 1036137 Alternator-Charging
 An Attachment

ELECTRICAL AND STARTING SYSTEM



NOTE	REF NO	PART NUMBER	QTY	PART NAME
	1	9L6371	1	ROD-ALTERNATOR ADJUSTMENT
	2	6B6684	2	NUT-FULL (1/2-20 THD)
	3	8N2810	1	BLOCK
	4	5P2566	2	BOLT (1/2-13X1.50IN)
	5	8T4223	3	WASHER-HARD (3MM THK)
	6	8T9378	3	BOLT (3/8-16X4IN)
C	7	6V8801	4	NUT (3/8-16 THD)
	8	8T4896	4	WASHER-HARD (2.5MM THK)
	9	1W4972	1	BRACKET
	10	7X0338	1	BOLT (1/2-13X6IN)
	11	9S1240	1	NUT AS
	12	1F0748	1	NUT-WELD (1/2-13 THD)
CY	11	1077977	1	ALTERNATOR GP-CHARGING
	12	2W8662	1	WIRE AS
BD		5P5675	1	WIRE (6 GAUGE)
		2L8050	1	TERMINAL
				6.3MM(.25IN)DIA
		2L8054	1	TERMINAL
				12.7MM(.50IN)DIA
	13	8T7008	1	BOLT (3/8-16X3IN)

B-USE AS REQUIRED
 C-CHANGE FROM PREVIOUS TYPE
 D-ORDER BY THE METER
 Y-SEPARATE ILLUSTRATION

F-626019 CP

1405

4W2239 ALTERNATOR GP-CHARGING

24 Volt, 70 Ampere
 1077977-Page 91.01

PAGE

- 1 3E7577 ALTERNATOR GP-CHARGING..... 88
- 1 2W8715 WIRE AS

549087 P

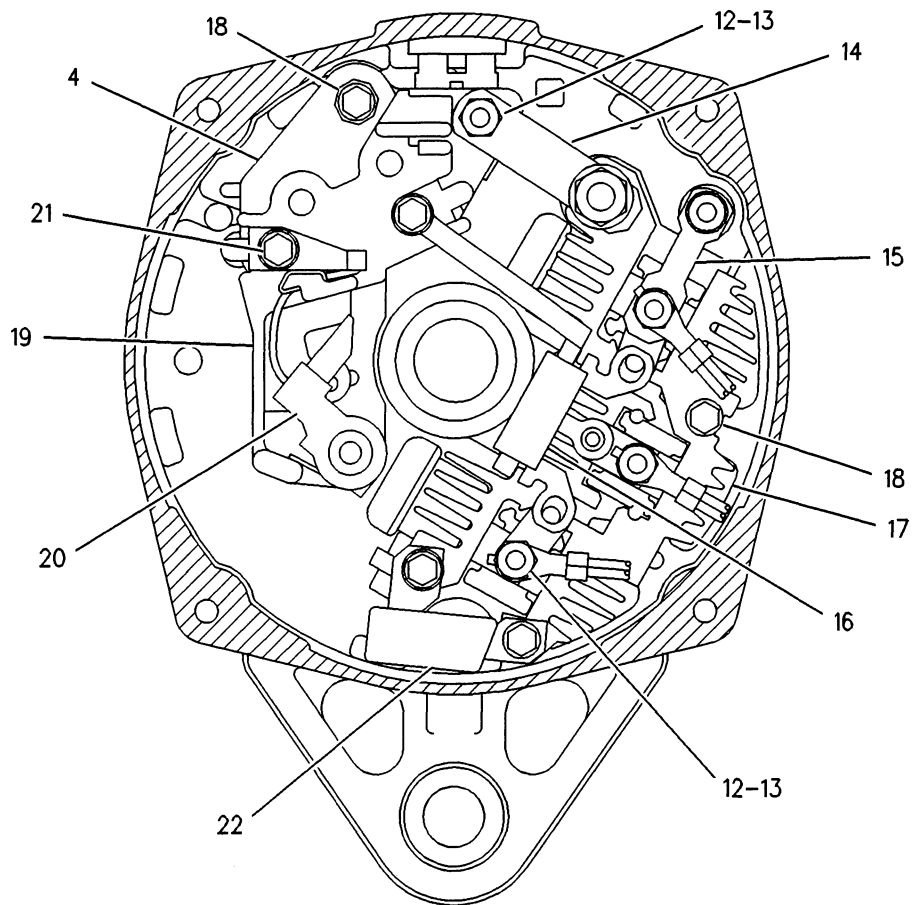
1405

1036137 ALTERNATOR GP-CHARGING

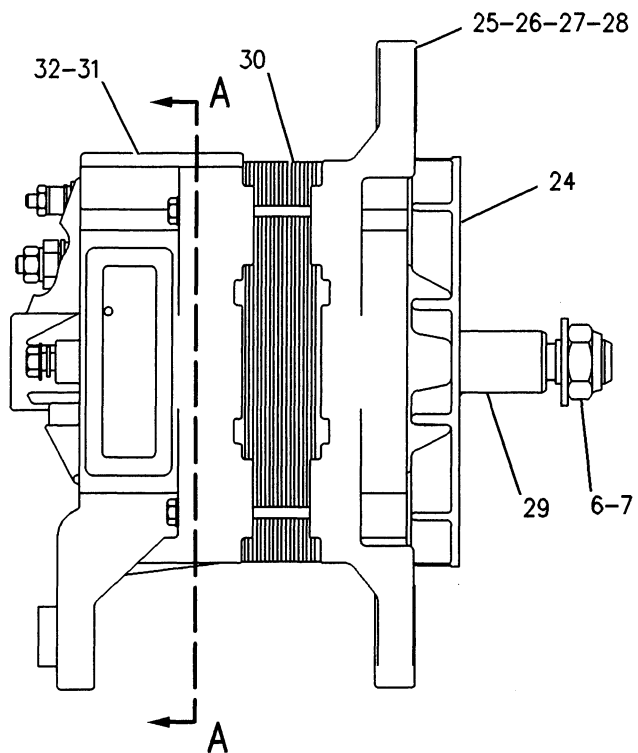
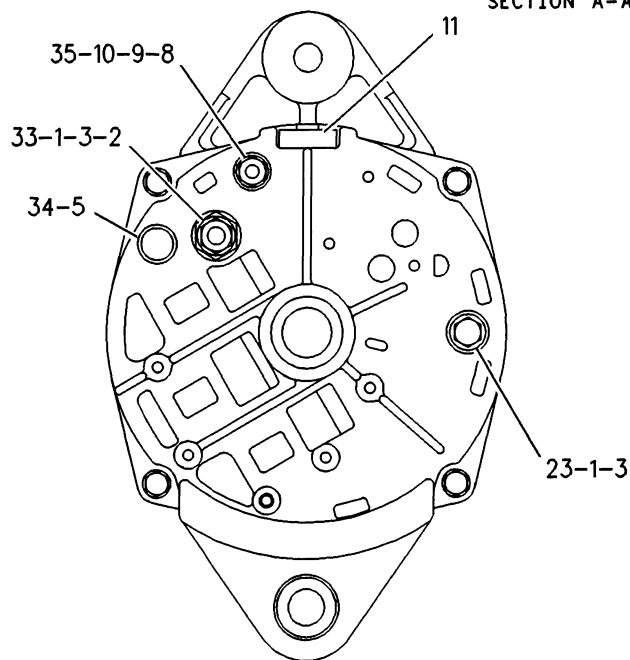
24 Volt, 75 Ampere
 An Attachment

MEMORANDA

ELECTRICAL AND STARTING SYSTEM



SECTION A-A



F-654131 P

1405

1077977 ALTERNATOR GP-CHARGING*R
 24 Volt, 70 Ampere
 Part Of 4W2239 Alternator-Charging

ELECTRICAL AND STARTING SYSTEM

NOTE	REF NO	PART NUMBER	QTY	PART NAME	NOTE	REF NO	PART NUMBER	QTY	PART NAME
	1	1H3244	2	LOCKWASHER (1/4)					
	2	6V8187	1	NUT (1/4-28 THD)					
	3	8T4205	2	WASHER-HARD (2MM THK)					
	4	3T6354	1	REGULATOR AS					
	5	9L6770	1	CAP					
	6	2K4821	1	LOCKNUT (5/8-18 THD)					
	7	7F7621	1	WASHER					
	8	4B2047	1	NUT (10-24 THD)					
	9	8T0328	1	WASHER-HARD (1MM THK)					
	10	8F1434	1	LOCKWASHER (5MM ID)					
	11	3E5450	1	COVER					
	12	4B2043	4	NUT (8-32 THD)					
	13	9B7233	4	LOCKWASHER (NO.8)					
	14	3E5448	1	CONNECTOR					
	15	3E5446	1	CONNECTOR					
	16	3E5457	1	DIODE AS					
	17	1321225	1	RECTIFIER AS-ALTERNATOR					
	18	7N9023	3	SCREW AS					
	19	3E5460	1	HOLDER AS					
	20	3E5459	2	BRUSH AS					
	21	3N3718	2	SCREW AS					
	22	3E5458	1	CAPACITOR AS					
	23	4M5281	1	BOLT (1/4-20X.625IN)					
	24	3E5454	1	FAN-ALTERNATOR					
	25	3E5455	1	HOUSING					
	26	5P7807	1	BALL BEARING					
	27	3E5447	1	PLATE					
	28	3O9612	3	SCREW-FORMING					
	29	1321222	1	ROTOR AS-ALTERNATOR					
	30	1321223	1	STATOR AS-ALTERNATOR					
	31	1321224	1	FRAME AS-ALTERNATOR					
	32	5P6920	1	BEARING-ROLLER					
	33	1321228	1	KIT-ALTERNATOR TERMINAL					
	34	1321229	1	KIT-ALTERNATOR TERMINAL					
	35	1321230	1	KIT-ALTERNATOR TERMINAL					

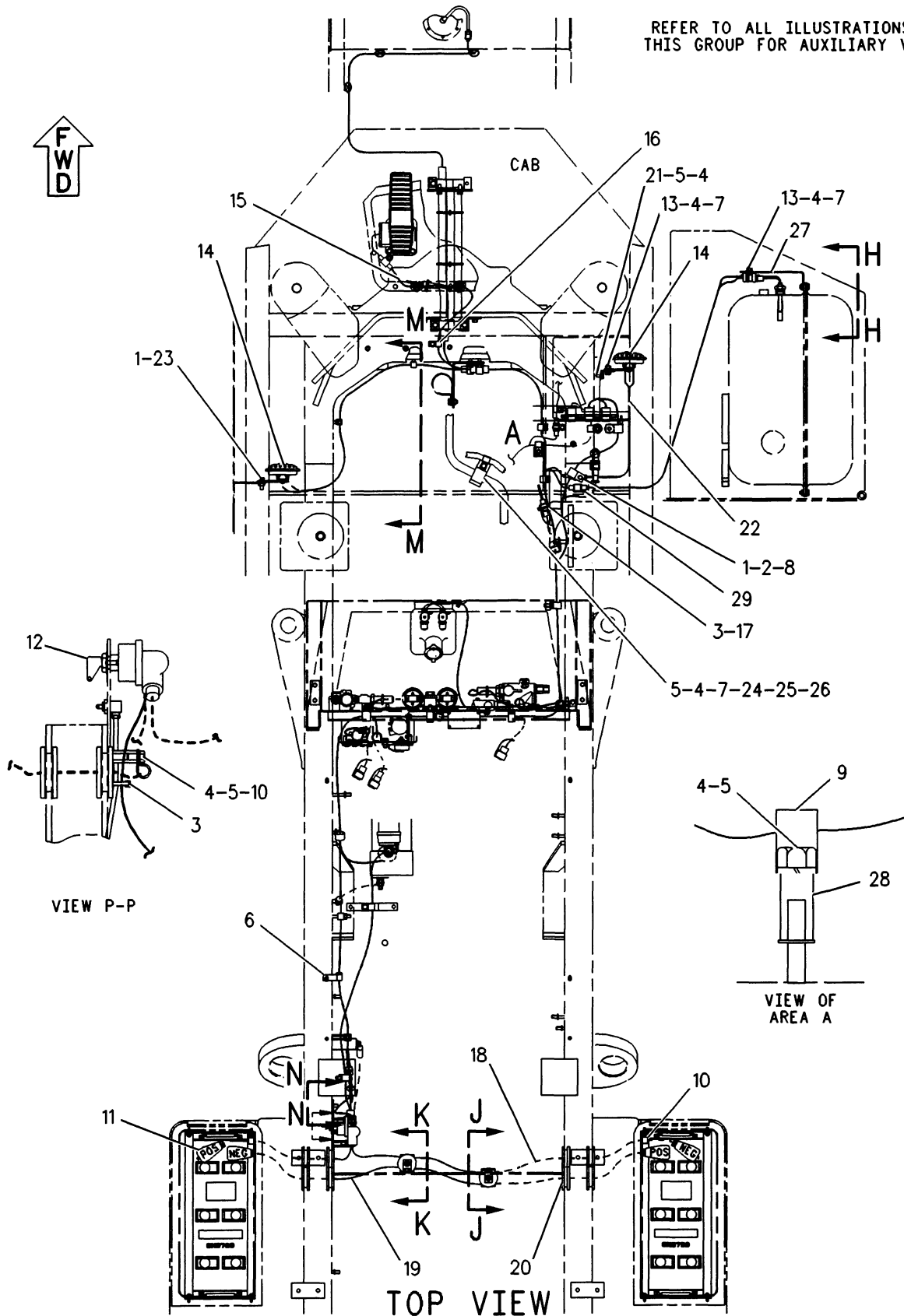
654383 P

1405

1077977 ALTERNATOR GP-CHARGING*R
 24 Volt, 70 Ampere
 Part Of 4W2239 Alternator-Charging

ELECTRICAL AND STARTING SYSTEM

REFER TO ALL ILLUSTRATIONS OF THIS GROUP FOR AUXILIARY VIEWS



1408

1256999 BATTERY & WIRING GP-PART 1 OF 3
Part Of 1190011 Chassis Ar

F- 681374 P

ELECTRICAL AND STARTING SYSTEM

NOTE	REF NO	PART NUMBER	QTY	PART NAME	NOTE	REF NO	PART NUMBER	QTY	PART NAME
M	1	8T4121	2	WASHER (2.5MM THK)					
	2	8T4136	1	BOLT (M10X1.50X25MM)					
	3	3S2093	2	STRAP-CABLE (1.75IN DIA)					
	4	8T4896	8	WASHER-HARD (2.5MM THK)					
	5	5M3062	4	BOLT (3/8-16X.750IN)					
	6	6K8178	1	CLIP (15.88MM ID)					
	7	6V8801	3	NUT (3/8-16 THD)					
	8	6V1889	1	CLIP (28.58MM ID)					
	9	9X8250	1	CLIP (23.8MM ID)					
	10	9M8406	3	CLIP (15.8MM ID)					
	11	8V0615	1	CABLE AS					
		3S6049	1	TERMINAL AS-POSITIVE (POS)(OO GA)					
		1M6119	1	BOLT (5/16-18X1.375IN)					
		1M6120	1	NUT (5/16-18 THD)					
		1S7251	1	TERMINAL (FOR 1/2IN BOLT)					
BE		5P0761		CABLE-STARTING MOTOR (OO GA)					
		8N0869	1	COVER (RED)(RING)					
		8N1725	1	COVER (RED)(BATTERY)					
Y	12	7N0718	1	SWITCH AS-DISCONNECT					
	13	4L6454	2	BOLT (3/8-16X1IN)					
	14	7T0969	2	HORN AS (24 VOLT) (EACH INCLUDES)					
M		8C7581	2	SCREW-MACHINE (M4X0.70X8MM)					
		9B7233	2	LOCKWASHER (NO.8)					
	15	1070106	1	HARNES AS					
	16	4K8864	1	CLIP (CIRCULAR)					
	17	8R9526	1	WIRE AS					
	18	5V3887	1	CABLE AS					
		3S6050	1	TERMINAL AS-NEGATIVE (NEG)(OO GA)					
		1M6119	1	BOLT (5/16-18X1.375IN)					
		1M6120	1	NUT (5/16-18 THD)					
		1S7252	1	TERMINAL (FOR 3/8IN BOLT)					
BE		5P0747		CABLE (OO GA)					
		7N5274	1	COVER (BLACK)(BATTERY)					
		9G8909	1	COVER (BLACK)(RING)					
	19	5V3885	1	CABLE AS					
		3S6049	1	TERMINAL AS-POSITIVE (POS)(OO GA)					
		3S6050	1	TERMINAL AS-NEGATIVE (NEG)(OO GA)					
		1M6119	2	BOLT (5/16-18X1.375IN)					
		1M6120	2	NUT (5/16-18 THD)					
BE		5P0747		CABLE (OO GA)					
		7N5274	1	COVER (BLACK)(BATTERY)					
		8N1725	1	COVER (RED)(BATTERY)					
	20	5P7611	8	GROMMET					
	21	9V9311	1	BRACKET					
	22	1073156	1	HARNES AS					
M	23	8T4195	1	BOLT (M10X1.50X30MM)					
	24	5P7464	1	CLIP (SLOT)					
	25	5P7465	1	CLIP (TAB)					
	26	6V7359	1	GROMMET					
	27	1283555	1	BRACKET					
	28	4L1263	1	SPACER-NUT					
	29	3T3045	1	CLIP AS					

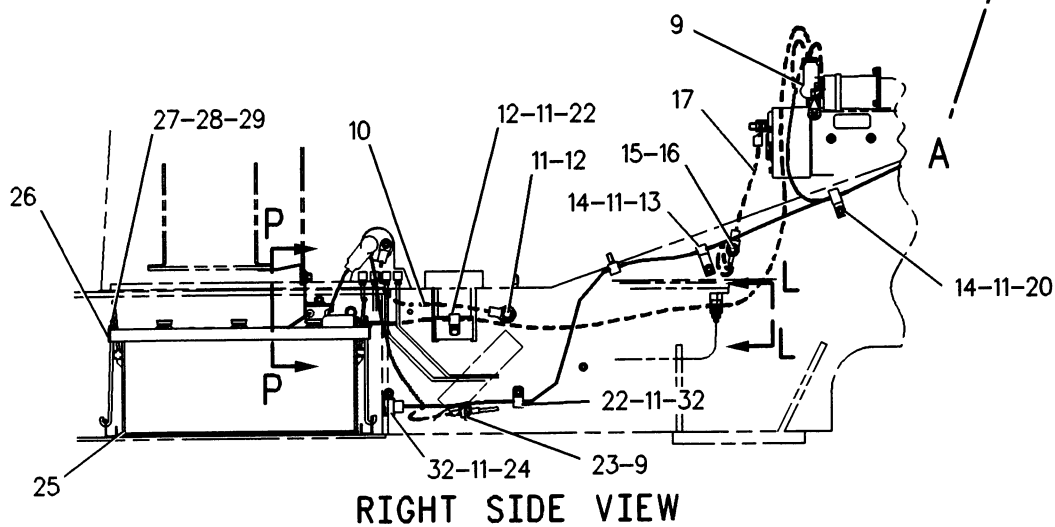
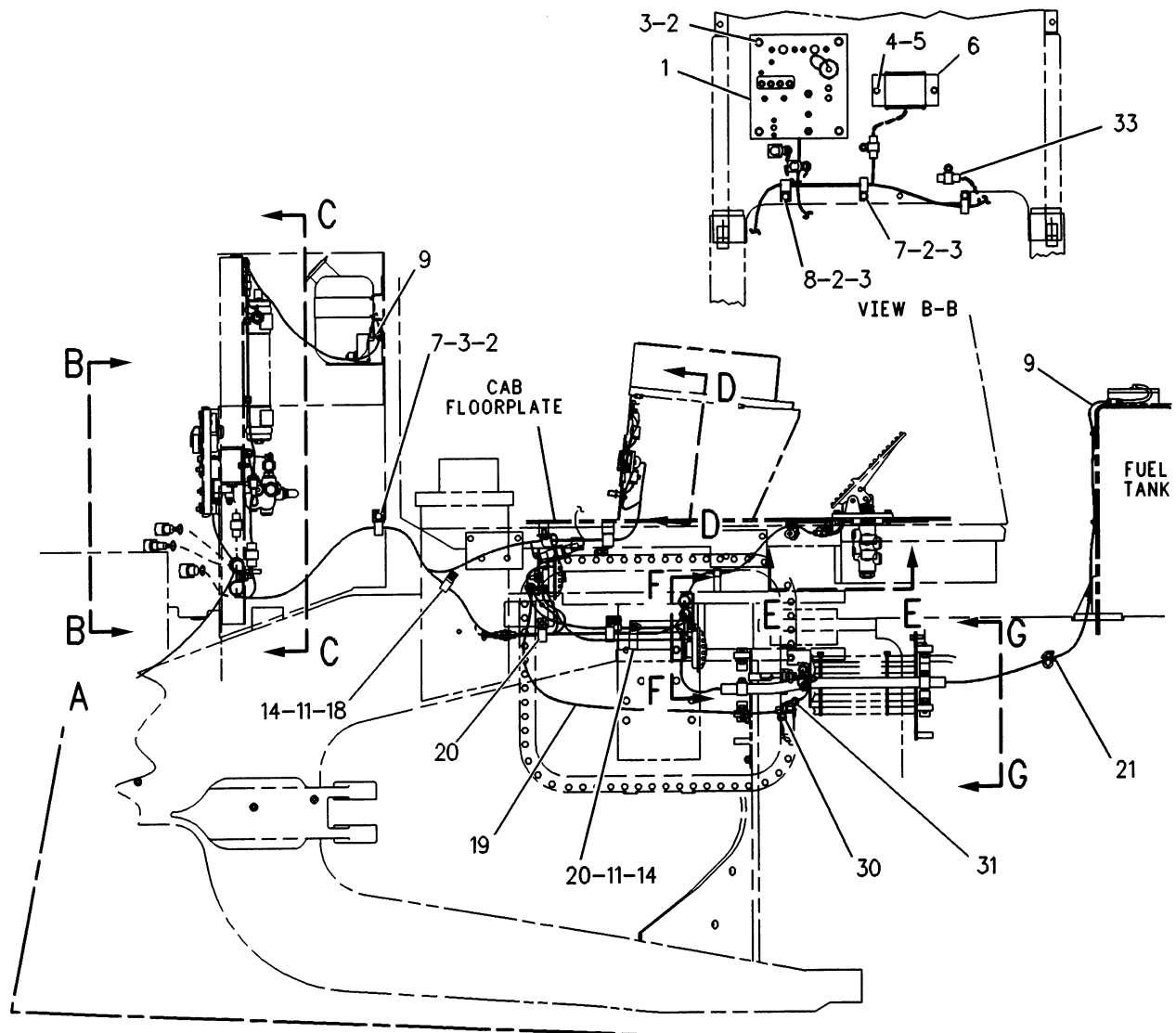
B-USE AS REQUIRED
 E-ORDER BY THE CENTIMETER
 M-METRIC PART
 Y-SEPARATE ILLUSTRATION

681375 CP

1408

1256999 BATTERY & WIRING GP-PART 1 OF 3
 7N0718-Page 116
 Part Of 1190011 Chassis Ar

ELECTRICAL AND STARTING SYSTEM



F-681376 P

ELECTRICAL AND STARTING SYSTEM

NOTE	REF NO	PART NUMBER	QTY	PART NAME	NOTE	REF NO	PART NUMBER	QTY	PART NAME
Y	1	1070006	1	WIRING GP-RELAY PANEL					
	2	8T4121	8	WASHER (2.5MM THK)					
M	3	8T4136	8	BOLT (M10X1.50X25MM)					
	4	8T4224	2	WASHER-HARD (2MM THK)					
M	5	8T4189	2	BOLT (M8X1.25X20MM)					
	6	9G9287	1	CONTROL GP-ELECTRONIC (ENGINE SHUTDOWN)					
	7	4S4455	3	CLIP (31.75MM ID)					
	8	4S1962	1	CLIP (25.4MM ID)					
	9	3S2093	7	STRAP-CABLE (1.75IN DIA)					
	10	3K3147	1	CABLE AS					
		2M0913	2	TERMINAL (FOR 3/8IN BOLT)					
	11	8T4896	8	WASHER-HARD (2.5MM THK)					
	12	5M3062	2	BOLT (3/8-16X.750IN)					
	13	6K8178	1	CLIP (15.88MM ID)					
	14	6V8801	4	NUT (3/8-16 THD)					
	15	8T4223	1	WASHER-HARD (3MM THK)					
	16	6V8188	1	NUT (1/2-13 THD)					
	17	7P6682	1	CABLE AS					
		1S7251	2	TERMINAL (FOR 1/2IN BOLT)					
BE		5P0747		CABLE (00 GA)					
	18	6V1889	1	CLIP (28.58MM ID)					
	19	9U2771	1	HARNESS AS					
	20	9X8250	3	CLIP (23.8MM ID)					
	21	1256997	1	HARNESS AS					
	22	9M8406	2	CLIP (15.8MM ID)					
	23	8R2649	1	WIRE AS					
	24	3T0050	1	CLIP (23MM I)					
	25	9X9720	2	BATTERY (12 VOLT)					
	26	2V6491	2	HOLD-DOWN AS-BATTERY					
	27	5V0625	8	BOLT (1/4-20X1.18IN)					
	28	8T4205	8	WASHER-HARD (2MM THK)					
	29	6V8185	8	NUT (1/4-20 THD)					
	30	9G9150	1	CLIP (10.2MM ID)					
	31	9X3495	1	CLIP AS					
	32	4L1263	2	SPACER-NUT					
	33	9G9154	1	CLIP (10.5MM ID)					

B-USE AS REQUIRED
 E-ORDER BY THE CENTIMETER
 M-METRIC PART
 Y-SEPARATE ILLUSTRATION

681377 CP

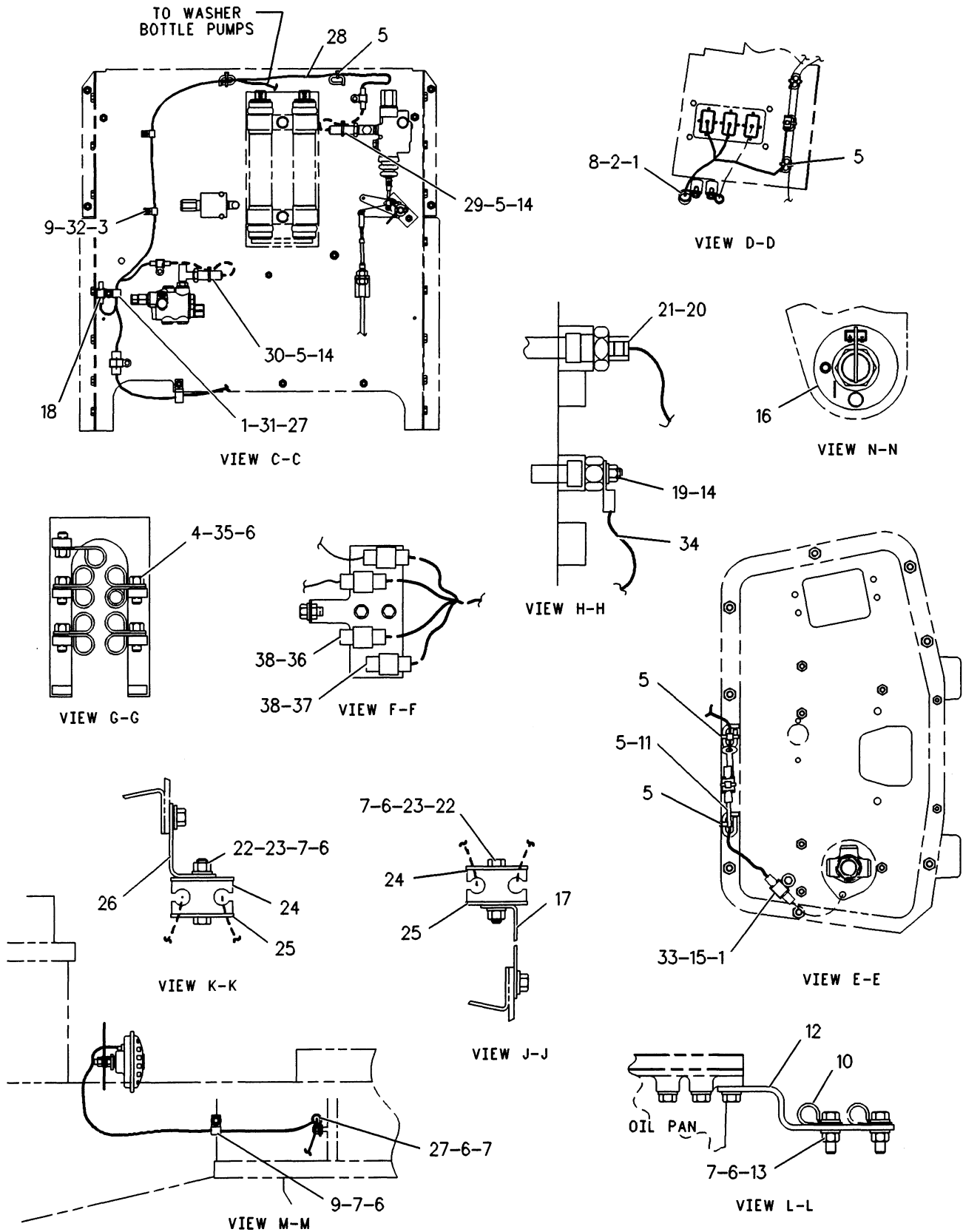
1408

1256999 BATTERY & WIRING GP-PART 2 OF 3

1070006-Page 131.02

Part Of 1190011 Chassis Ar

ELECTRICAL AND STARTING SYSTEM



F-622778 CP

1408

1256999 BATTERY & WIRING GP-PART 3 OF 3
Part Of 1190011 Chassis Ar

ELECTRICAL AND STARTING SYSTEM

NOTE	REF NO	PART NUMBER	QTY	PART NAME	NOTE	REF NO	PART NUMBER	QTY	PART NAME
M	1	8T4121	3	WASHER (2.5MM THK)					
	2	8T4136	1	BOLT (M10X1.50X25MM)					
	3	8T4224	2	WASHER-HARD (2MM THK)					
	4	4S1962	2	CLIP (25.4MM ID)					
	5	3S2093	8	STRAP-CABLE (1.75IN DIA)					
	6	8T4896	8	WASHER-HARD (2.5MM THK)					
	7	6V8801	5	NUT (3/8-16 THD)					
	8	6V1889	1	CLIP (28.58MM ID)					
	9	4D7794	3	CLIP (10.0MM ID)					
	10	9M8406	1	CLIP (15.8MM ID)					
	11	8R2649	1	WIRE AS					
	12	7E0802	1	BRACKET					
	13	9B7237	1	BOLT (3/8-16X1.25IN)					
M	14	3J1907	3	SEAL-O-RING (11.89MM ID)					
	15	8T4137	1	BOLT (M10X1.50X20MM)					
	16	3E8320	1	PLATE-INSTRUCTION					
	17	8W0044	1	PLATE					
	18	9G9150	1	CLIP					
	19	4W9972	1	SENDER-TEMPERATURE (HYDRAULIC OIL)					
		4B2049	1	NUT (10-32 THD)					
		8F1434	1	LOCKWASHER (5MM ID)					
		8T0328	1	WASHER-HARD (1MM THK)					
	20	2M9780	1	SEAL-O-RING (19.18MM ID)					
	21	1232993	1	SWITCH AS-LIQUID LEVEL (HYDRAULIC OIL)					
		8T8730	2	SOCKET-CONNECTOR					
		1028807	1	KIT-CONNECTING PLUG					
	22	8T2501	2	BOLT (3/8-16X2IN)					
	23	6G2263	2	SPACER (28.5MM THK)					
	24	6G2256	2	CLAMP					
	25	2G8767	4	WASHER (3MM THK)					
	26	2S1865	1	BRACKET					
	27	8M2770	2	CLIP (12.7MM ID)					
	28	1070033	1	HARNESS AS					
	29	9W2653	1	SWITCH AS-PRESSURE (PARKING BRAKE)					
BD		5P6008		TUBE (6.35MM ID)					
BD		8T5677		SLEEVE					
		7N7779	1	SOCKET					
		7N7780	2	PIN-CONNECTOR (BLADE)					
		7N7781	1	HOUSING-RECEPTACLE					
	30	9X9643	1	SWITCH AS-PRESSURE (BRAKE OIL)					
		7N7779	1	SOCKET					
		7N7780	2	PIN-CONNECTOR (BLADE)					
		7N7781	1	HOUSING-RECEPTACLE					
M	31	8T4133	1	NUT (M10X1.50 THD)					
M	32	5C7261	2	NUT (M8X1.25 THD)					
	33	9G9152	1	CLIP (10.5MM ID)					
	34	4E2244	1	WIRE AS					
	35	8T2502	2	BOLT (3/8-16X1.125IN)					
	36	9G3673	1	HOUSING-RECEPTACLE					
	37	9G3668	1	HOUSING-PLUG					
	38	9G3695	19	PLUG-SEAL					

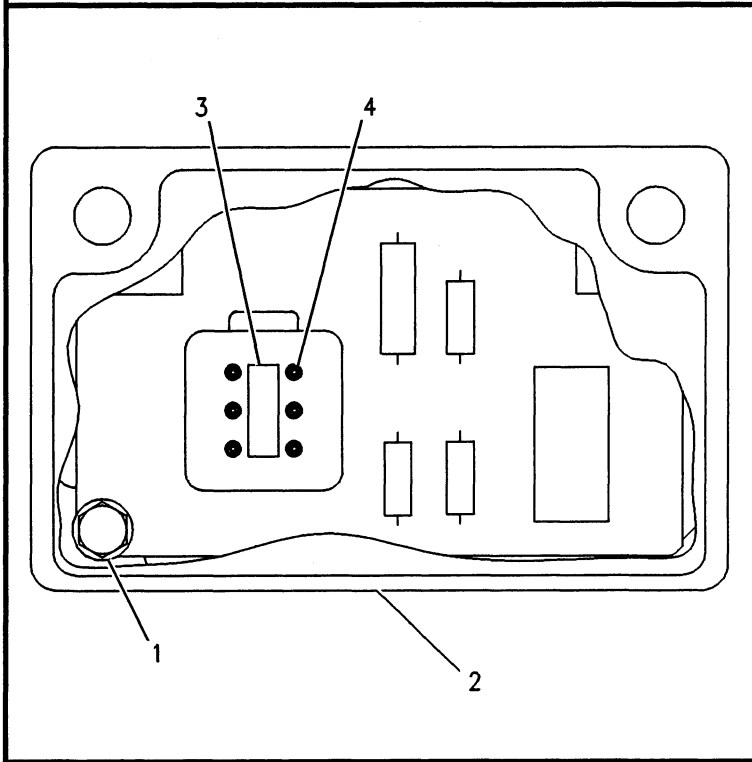
B-USE AS REQUIRED
D-ORDER BY THE METER
M-METRIC PART

622779 P

1408

1256999 BATTERY & WIRING GP-PART 3 OF 3
Part Of 1190011 Chassis Ar

ELECTRICAL AND STARTING SYSTEM

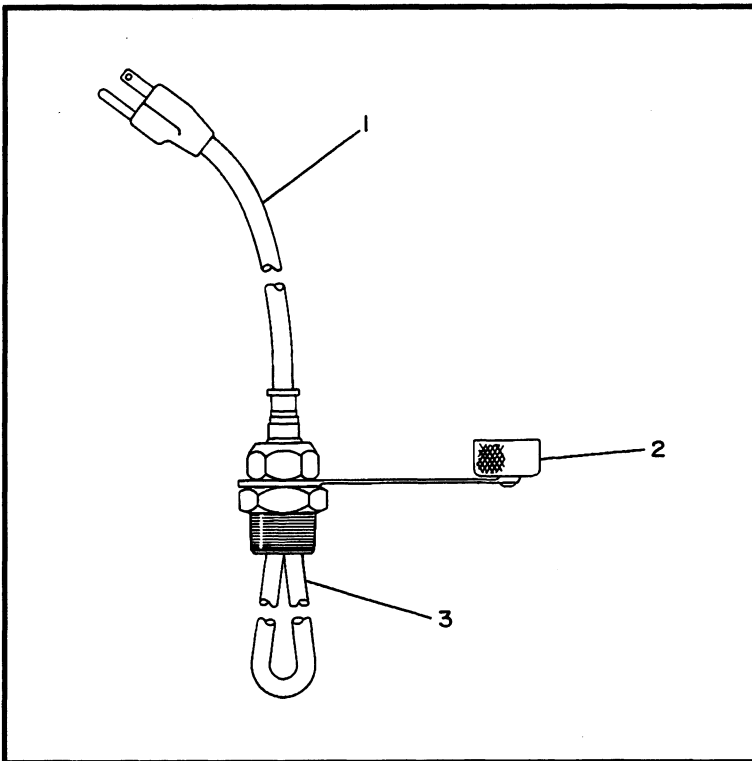


NOTE	REF NO	PART NUMBER	QTY	PART NAME
	1	5P9132	2	SCREW-WASHER HEAD
	2	3E3382	1	RECEPTACLE AS
		1028805	1	KIT-RECEPTACLE
	3	3E3383	1	WEDGE-RECEPTACLE LOCK
	4	8T8729	6	PIN-CONNECTOR

F-580510 EP

1901

103526 CONTROL GP-MON SYS DIMMER ELEK
 Caterpillar Monitoring System Dimmer
 Part Of 1231132, 1231134 Panels-Instrument



NOTE	REF NO	PART NUMBER	QTY	PART NAME
C	1	9N5253	1	CORD AS-HEATER
	2	6N1604	1	CAP AS-DUST
C	3	9G6657	1	ELEMENT AS-JACKET WATER HEATER (120V/1250W)

C-CHANGE FROM PREVIOUS TYPE

B-179364 EP

1383

4N3586 HEATER GP-JACKET WATER
 For Use With 120 Volt Power Supply, For Severe Cold Weather Application
 An Attachment

ELECTRICAL AND STARTING SYSTEM

NOTE	REF NO	PART NUMBER	QTY	PART NAME
	1	9X4244	4	SCREW
	2	9X4174	1	LENS AS
		9X4243	1	SEAL
M	3	8T0337	2	SCREW-MACHINE
	4	9X3455	1	BODY AS
	5	9X3463	1	LAMP

M-METRIC PART

R-570185 EP

1434

9X1439 LAMP GP-FLOOD-VERTICAL
 24 Volt
 Part Of 1213052 Lighting

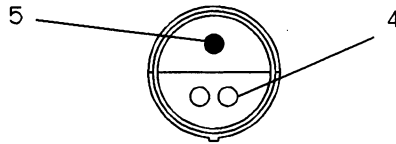
NOTE	REF NO	PART NUMBER	QTY	PART NAME
	1	9X8121	1	LENS-AMBER
	2	9X7849	1	LAMP
	3	9X8139	1	BELT-DRIVE
M	4	6V8225	3	NUT (M6X1THD)
	5	5P0537	3	WASHER (2MM THK)
	6	1028802	1	KIT-RECEPTACLE
	7	3E3365	1	WEDGE
	8	8T8729	2	PIN-CONNECTOR

M-METRIC PART

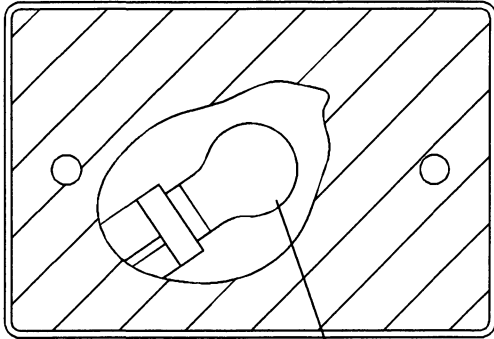
F-621758 CP

1286983 LAMP GP-ROTATING WARNING
 Amber Beacon Rotating Warning W/O Regulator, 24 Volt
 Part Of 9C9372 Lighting-Warning
 An Attachment

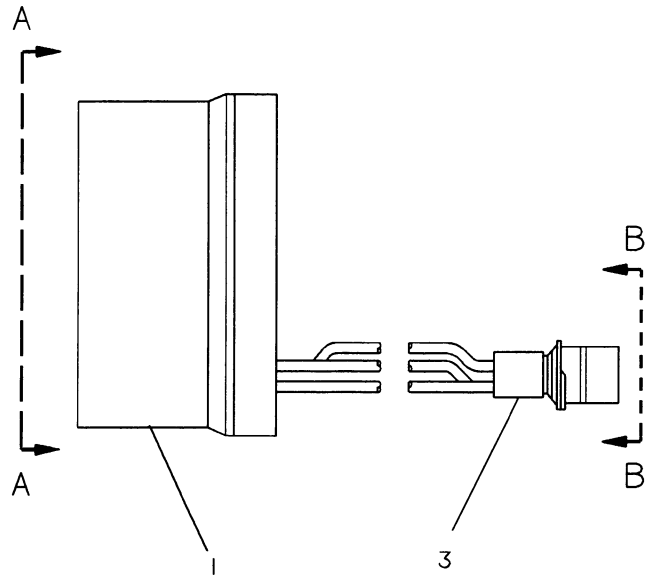
ELECTRICAL AND STARTING SYSTEM



VIEW B-B



VIEW A-A



NOTE	REF NO	PART NUMBER	QTY	PART NAME	NOTE	REF NO	PART NUMBER	QTY	PART NAME
	1	9X3064	1	LENS-RED					
	2	9X4492	1	LAMP					
	3	7N7782	1	HOUSING-PLUG					
	4	7N7779	2	SOCKET					
	5	7N7780	1	PIN-CONNECTOR					

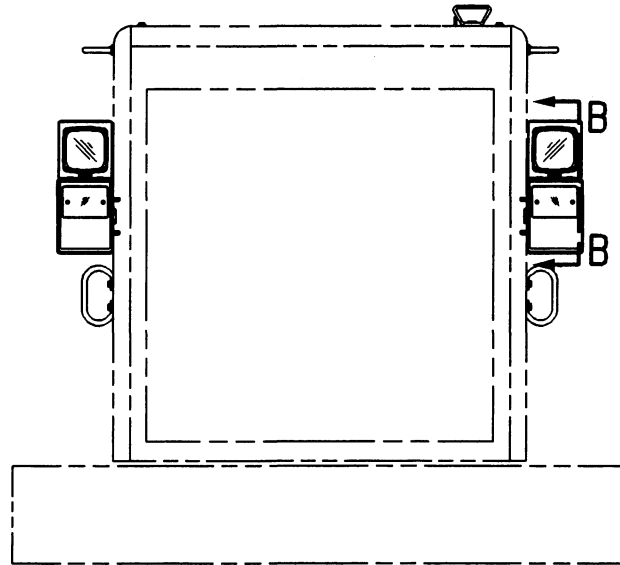
C-490321 EP

1432

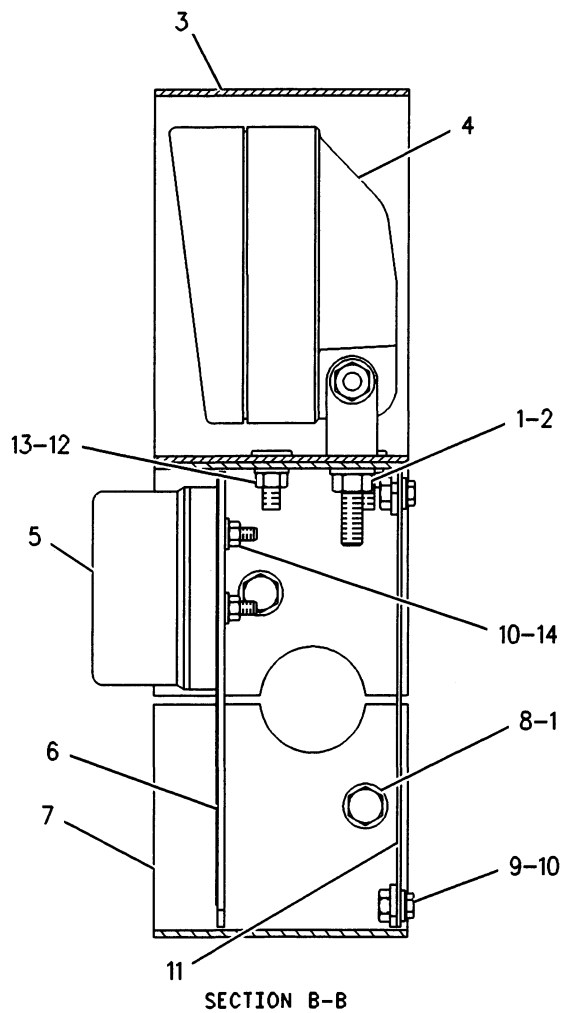
8C6207 LAMP GP-SIGNAL-STOP/TAIL
 24 Volt, Red
 Part Of 1213052 Lighting

MEMORANDA

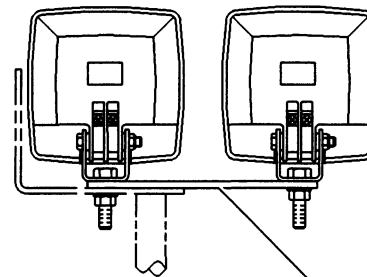
ELECTRICAL AND STARTING SYSTEM



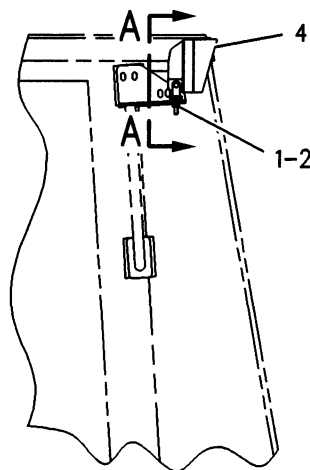
REAR VIEW



SECTION B-B



VIEW A-A 15



RIGHT SIDE VIEW

F-622338 CP

1429

1213052 LIGHTING GP-6 LAMP
Part Of 1190011 Chassis Ar

ELECTRICAL AND STARTING SYSTEM

NOTE	REF NO	PART NUMBER	QTY	PART NAME	NOTE	REF NO	PART NUMBER	QTY	PART NAME
	1	8T4121	10	WASHER (2.5MM THK)					
M	2	8T4133	6	NUT (M10X1.50 THD)					
	3	8R7911	2	COVER AS (EACH INCLUDES)					
M		8C8778	2	STUD-WELD (M8X1.25X25MM OAL)					
		8R7912	1	PLATE					
Y	4	9X1439	6	LAMP GP-FLOOD					
Y	5	8C6207	2	LAMP GP-SIGNAL					
	6	8R5817	2	SHEET					
	7	8R7909	2	HOUSING AS (EACH INCLUDES)					
M		6V9632	4	NUT-WELD (M6X1 THD)					
M	8	8T4136	4	BOLT (M10X1.50X25MM)					
M	9	8T4171	8	BOLT (M6X1.0X12MM)					
	10	8T4205	14	WASHER-HARD (2MM THK)					
	11	1333561	2	SHEET					
M	12	5C7261	4	NUT (M8X1.25 THD)					
	13	8T4224	4	WASHER-HARD (2MM THK)					
M	14	8T4134	6	NUT (M6X1 THD)					
	15	2W5317	2	STRAP					

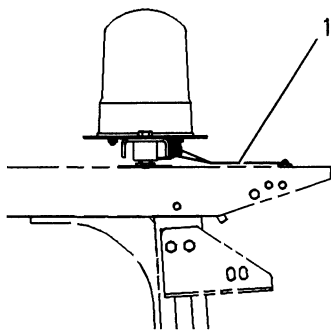
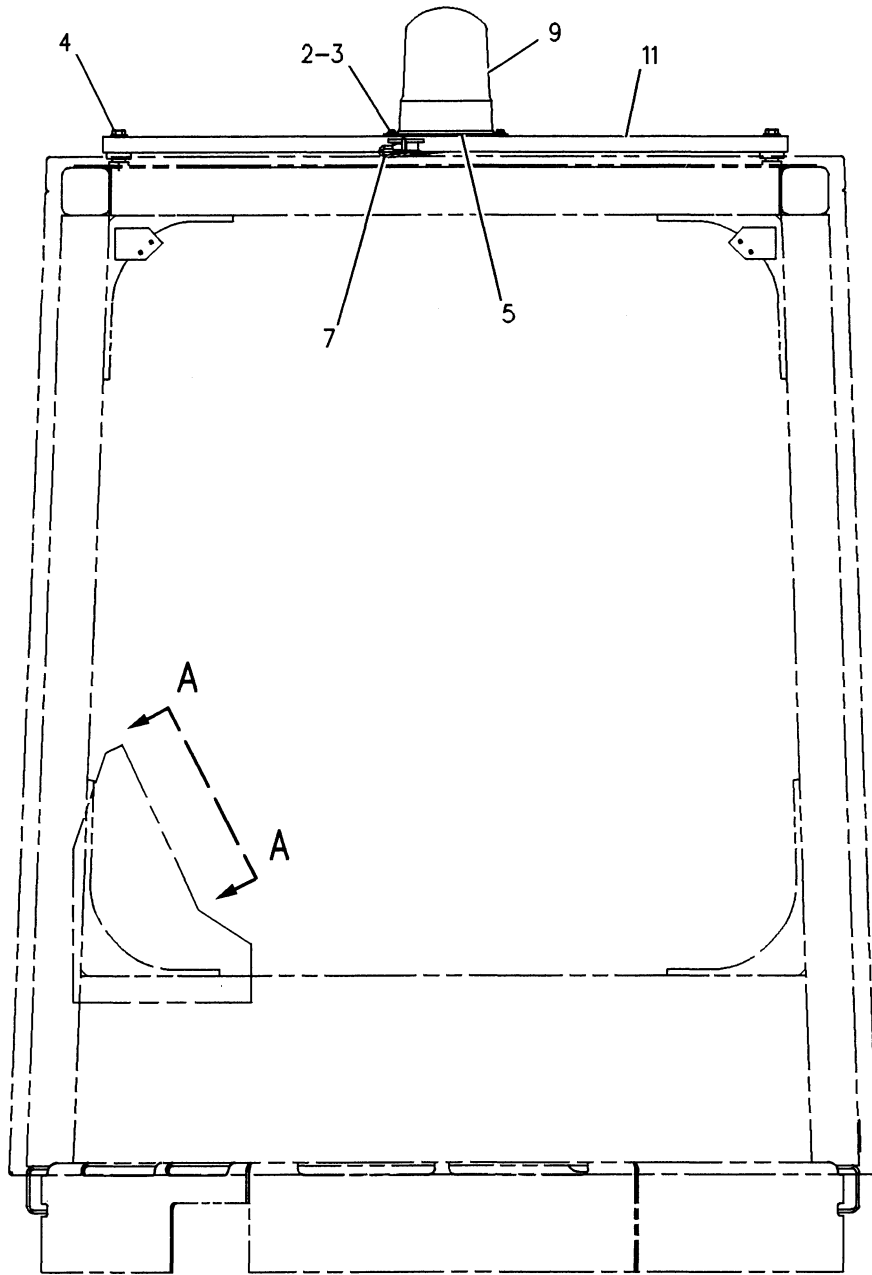
M-METRIC PART
Y-SEPARATE ILLUSTRATION

656379 CP

1429

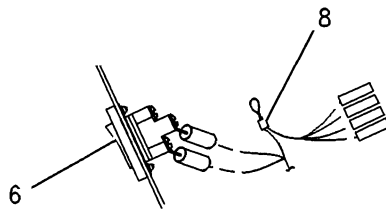
1213052 LIGHTING GP-6 LAMP
9X1439-Page 99, 8C6207-Page 100
Part Of 1190011 Chassis Ar

ELECTRICAL AND STARTING SYSTEM

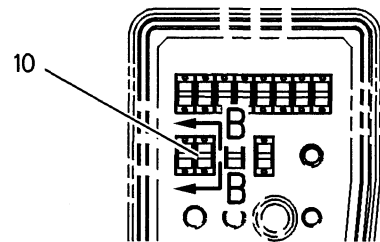


INSTALLATION ON OPEN ROPS

FRONT VIEW



VIEW B-B



VIEW A-A

F-587352 EP

1431

9C9372 LIGHTING GP-WARNING
An Attachment

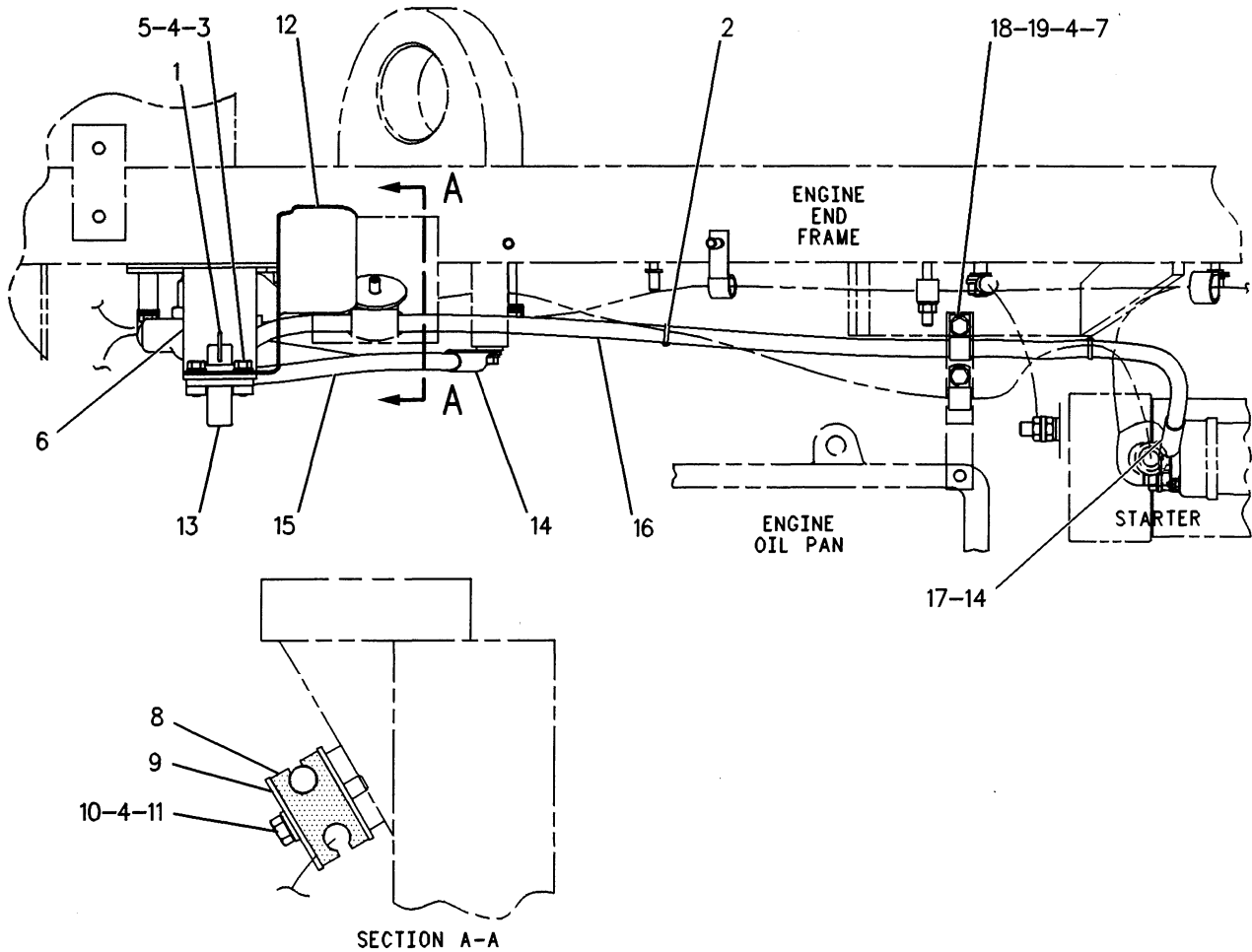
ELECTRICAL AND STARTING SYSTEM

NOTE	REF NO	PART NUMBER	QTY	PART NAME	NOTE	REF NO	PART NUMBER	QTY	PART NAME
M	1	4E1188	1	HARNESS AS					
	2	8T4138	2	BOLT (M6X1.0X20MM)					
	3	8T4205	2	WASHER-HARD (2MM THK)					
M	4	8T4194	2	BOLT (M12X1.75X50MM)					
		8T4223	2	WASHER-HARD (3MM THK)					
		8B9294	2	SPACER					
	5	8R4001	1	PLATE					
	6	6T3990	1	SWITCH AS-ROCKER (BEACON LIGHT)					
		3L8187	2	LOCKWASHER (3.7MM ID)					
		6V8374	2	SCREW-MACHINE (6-32X.25)					
	7	7K1181	1	STRAP-CABLE (4.00IN DIA.)					
	8	8L8413	1	STRAP-CABLE (1.12IN DIA)					
Y	9	1286983	1	LAMP GP-ROTATING WARNING					
	10	6T6329	1	BEZEL-ROCKER SWITCH					
		6V8927	2	BOLT-SOCKET HEAD (6-32X.50 IN)					
	11	8R3999	1	CHANNEL AS					
M		6V9632	2	NUT-WELD (M6X1 THD)					

M-METRIC PART
Y-SEPARATE ILLUSTRATION

626334 CP

ELECTRICAL AND STARTING SYSTEM



NOTE	REF NO	PART NUMBER	QTY	PART NAME	NOTE	REF NO	PART NUMBER	QTY	PART NAME
	1	8S2634	1	COVER AS					
		2P2975	2	SEAL-O-RING					
	2	3S2093	2	STRAP-CABLE (1.75) DIA.					
	3	4L6454	4	BOLT (3/8-16 X 1.0IN)					
	4	8T4896	7	WASHER-HARD (18.5MM)OD					
	5	8S4211	2	PLATE					
	6	9C8285	1	BRACKET					
	7	9M8406	1	CLIP (15.8MM ID)					
	8	6G2256	1	CLAMP					
	9	2G8767	2	WASHER (60MM OD)					
	10	6G2263	1	SPACER					
	11	8T2501	1	BOLT (3/8-16X2IN)					
	12	4E4741	1	GUARD					
	13	9X5630	1	RECEPTACLE AS					
	14	1S7251	2	TERMINAL					
E	15	5P0747		CABLE (00 GA)(55 CM)					
E	16	5P0761		CABLE-STARTING MOTOR (00 GA)(170 CM)					
BD	17	6V2722		TUBE-SHRINKABLE					
	18	9B7237	1	BOLT (3/8-16X1.25IN)					
	19	6V8801	1	NUT (3/8-16 THD)					

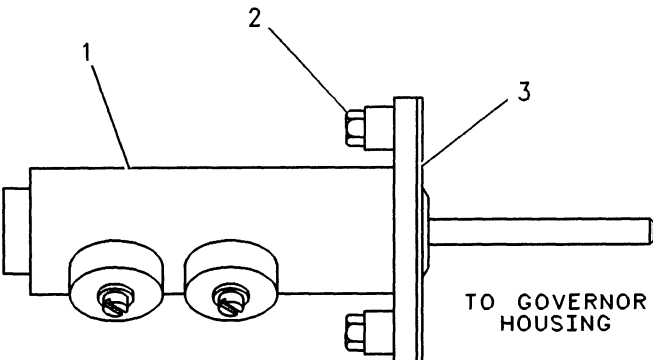
B-USE AS REQUIRED
D-ORDER BY THE METER
E-ORDER BY THE CENTIMETER

F-578315 EP

1463

4E1669 RECEPTACLE GP-AUXILIARY START
An Attachment

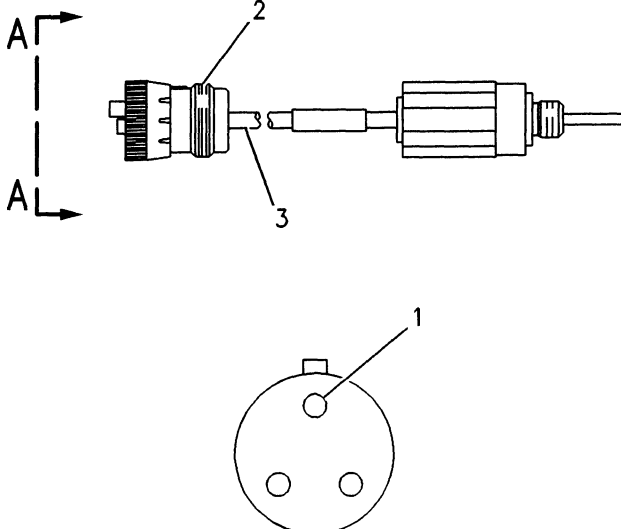
ELECTRICAL AND STARTING SYSTEM

	NOTE	REF NO	PART NUMBER	QTY	PART NAME
	C	1	1106465	1	SOLENOID
	C	2	2A0762	2	BOLT 15.87MM(.625IN)LONG -OR-
			7B2742	2	BOLT 31.75MM(1.25IN)LONG
			5G2003	2	SPACER
		3	6I2002	1	GASKET
	AB		9S3263		COMPOUND-LOCK
A-NOT PART OF THIS GROUP B-USE AS REQUIRED C-CHANGE FROM PREVIOUS TYPE					

F-566123 EP

1259

1W0141 SHUTOFF GP-ELECTRICAL

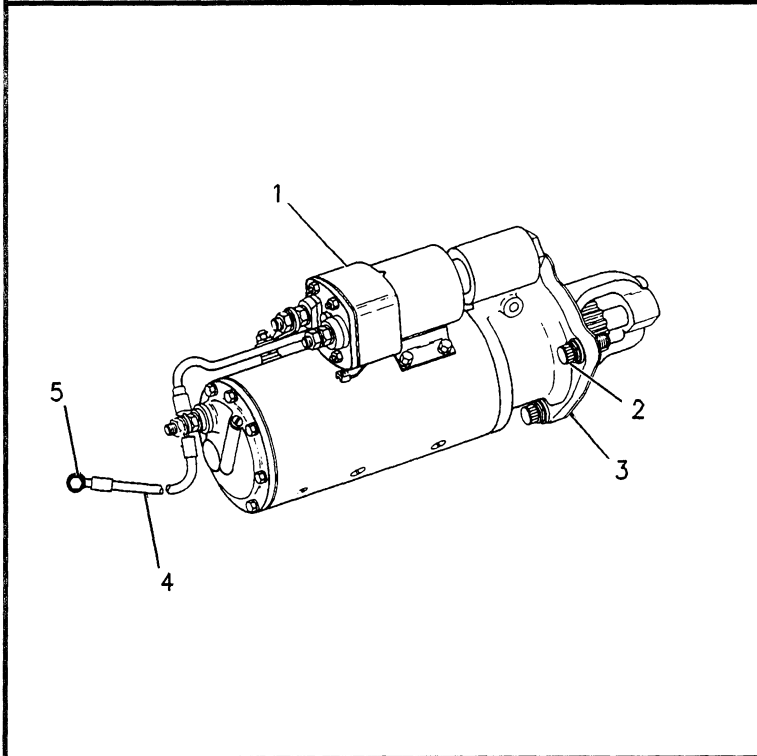
	NOTE	REF NO	PART NUMBER	QTY	PART NAME
		1	8T8730	3	SOCKET-CONNECTOR
		2	8T8731	1	PLUG-CONNECTOR
		3	1124550		SLEEVE (31CM)
VIEW A-A					

F- 650907 P

1310784 SENSOR GP-TEMPERATURE
 24 Volt
 Part Of 1070020 Wiring-Engine

MEMORANDA

ELECTRICAL AND STARTING SYSTEM



NOTE	REF NO	PART NUMBER	QTY	PART NAME
CYR	1	6V5227	1	STARTING MOTOR GP-ELECTRIC
	2	7J8902	3	BOLT-12 POINT HEAD
	3	8D5054	3	WASHER-HARD
	4	4H7869	1	GASKET
	5	5R7755	1	WIRE AS
		8T5391	1	BOLT
		8T4224	1	WASHER-HARD

C-CHANGE FROM PREVIOUS TYPE
R-REMG PART MAY BE AVAILABLE
Y-SEPARATE ILLUSTRATION

R-566654 EP

1453

4P0915 STARTING MOTOR GP-ELECTRIC

24 Volt
6V5227-Page 109

	PAGE
1 1068552 STARTING MOTOR GP-ELECTRIC.....	110
-OR-	
1 6V5537 STARTING MOTOR GP-ELECTRIC.....	112
-OR-	
1 6V5538 STARTING MOTOR GP-ELECTRIC.....	114

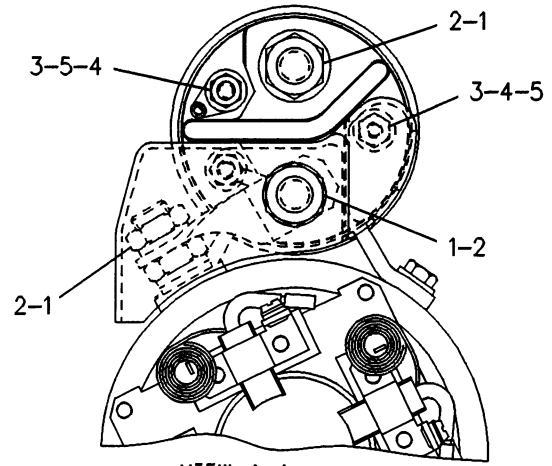
561733 P

1453

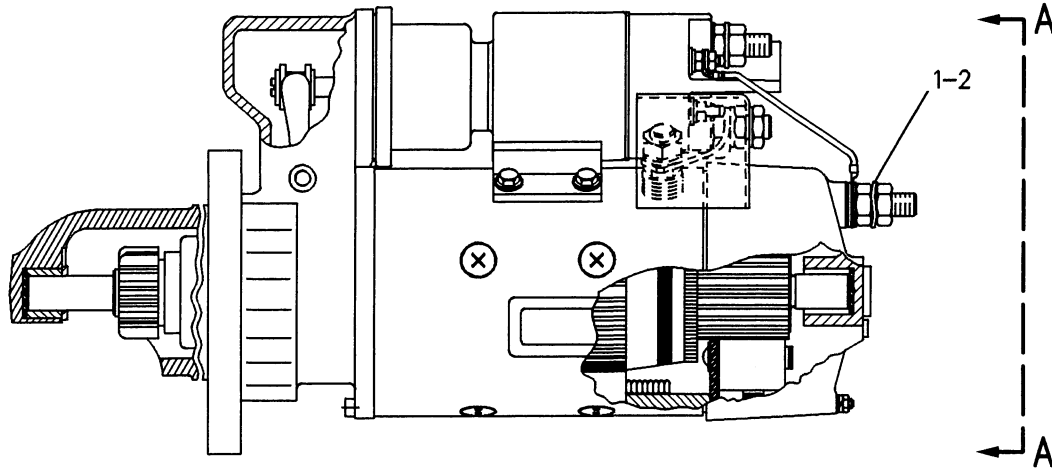
6V5227 STARTING MOTOR GP-ELECTRIC *R

24 Volt
Part Of 4P0915 Starting Motor-Electric

ELECTRICAL AND STARTING SYSTEM



VIEW A-A



NOTE	REF NO	PART NUMBER	QTY	PART NAME	NOTE	REF NO	PART NUMBER	QTY	PART NAME
M M	1	7X0562	5	WASHER-HARD					
	2	8T4244	5	NUT					
	3	5C2874	2	NUT					
	4	8F1434	2	LOCKWASHER					
	5	8T0328	2	WASHER-HARD					

M-METRIC PART

F-561880 EP

1453

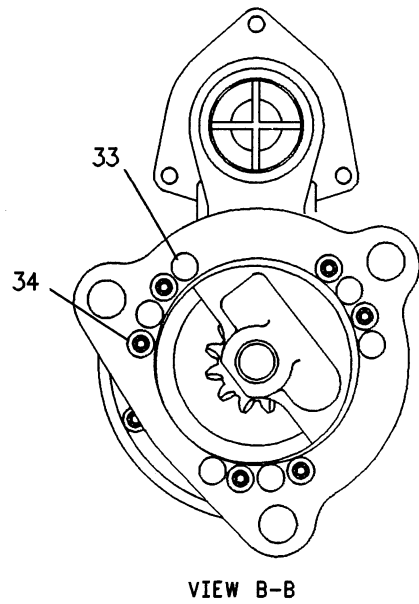
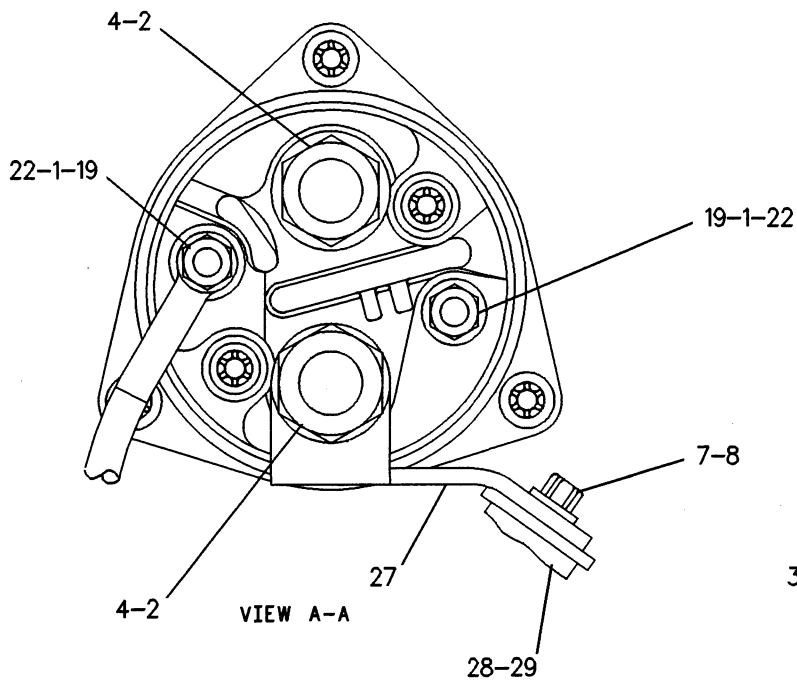
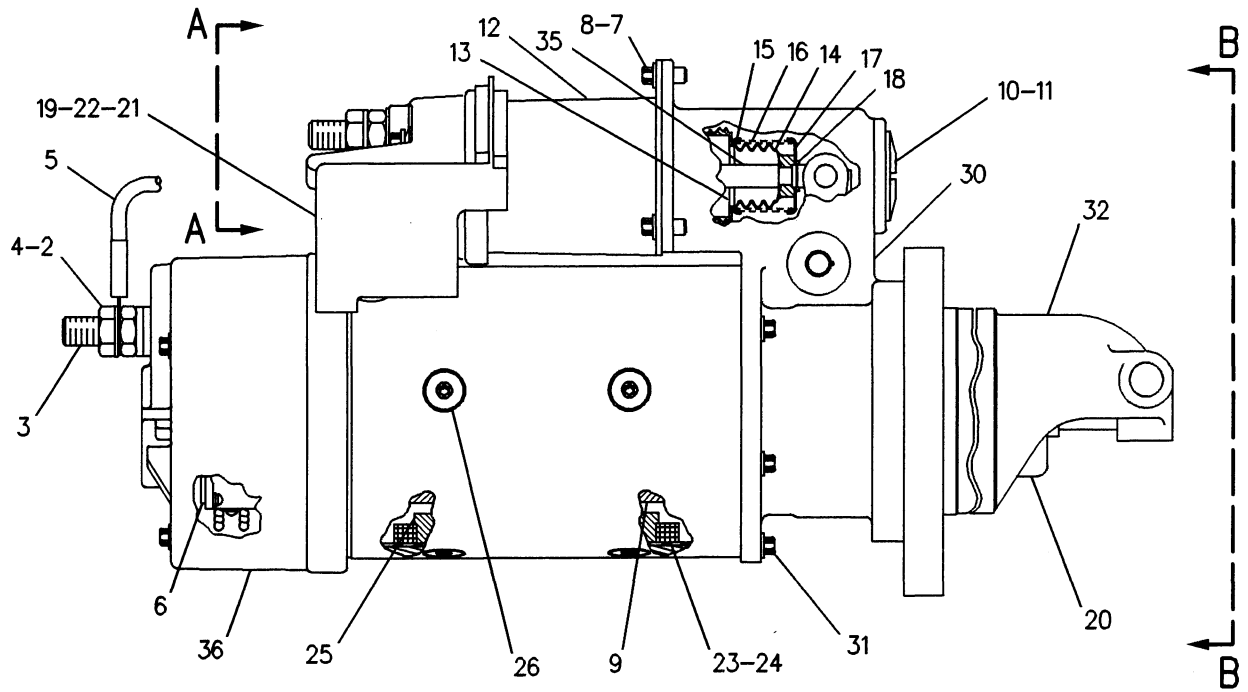
1068552 STARTING MOTOR GP-ELECTRIC

24 Volt

Part Of 6V5227 Starting Motor-Electric

MEMORANDA

ELECTRICAL AND STARTING SYSTEM



F-561855 EP

1453

6V5537 STARTING MOTOR GP-ELECTRIC
 24 Volt
 Part Of 6V5227 Starting Motor-Electric

ELECTRICAL AND STARTING SYSTEM

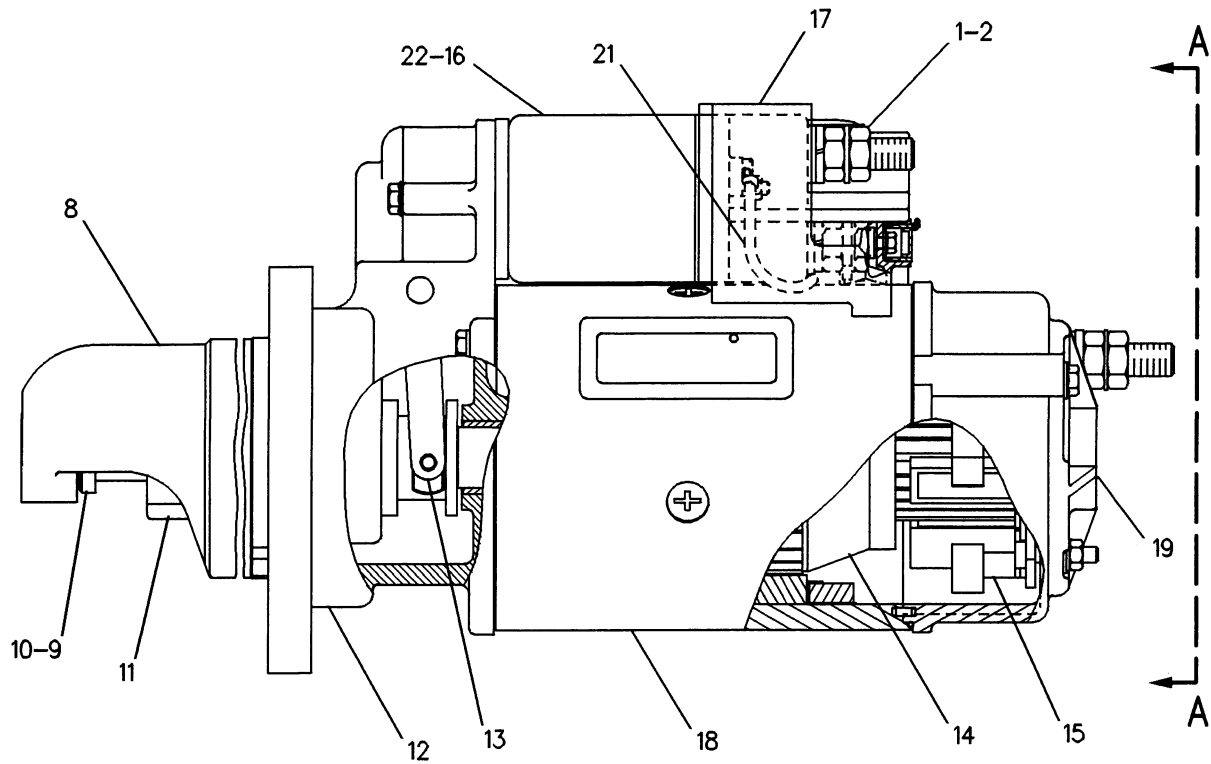
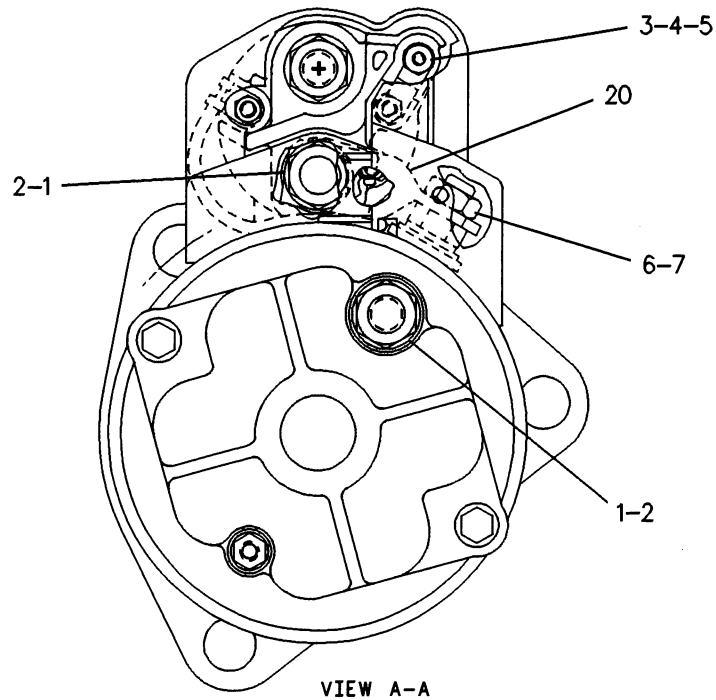
NOTE	REF NO	PART NUMBER	QTY	PART NAME	NOTE	REF NO	PART NUMBER	QTY	PART NAME
	1	8F1434	2	LOCKWASHER (5MM ID)					
	2	6V8188	4	NUT (1/2 X 13 THD)					
	3	8T8566	1	TERMINAL AS					
	4	7X0562	4	WASHER-HARD					
	5	3T3422	1	WIRE AS					
		2L8066	1	TERMINAL (10 GA)					
		2L8071	1	TERMINAL (10 GA)					
	6	7T3278	1	HOLDER AS-BRUSH					
	7	5S7349	4	BOLT (1/4-20 X.5 IN)					
	8	8T4205	4	WASHER-HARD (2MM THK)					
	9	7T3276	1	ARMATURE AS					
	10	4M1831	1	PLUG-LEVER HOUSING					
	11	7L2894	1	GASKET					
	12	9X9511	1	SOLENOID AS					
	13	369821	1	WASHER					
	14	7T3269	1	BOOT					
	15	4M1828	1	RETAINER-SPRING					
	16	9M7609	1	SPRING					
	17	4M1827	1	RETAINER-SPRING					
	18	2H3429	1	RING-RETAINING					
	19	4B2049	3	NUT					
	20	6N3827	1	DRIVE AS-MOTOR					
	21	9X4824	1	COVER-STARTING MOTOR					
	22	8T0328	3	WASHER-HARD (1MM THK)					
	23	7T3277	1	COIL AS-FIELD					
	24	7T3454	1	INSULATOR					
	25	8H1141	4	SHOE-POLE					
	26	3F0379	8	SCREW-POLE SHOE					
	27	7T3271	1	CONNECTOR					
	28	8T8569	1	INSULATOR-TERMINAL					
	29	7T3451	1	INSULATOR-TERMINAL					
	30	3E7775	1	HOUSING AS					
	31	369823	5	BOLT					
	32	7T3974	1	HOUSING AS-DRIVE					
	33	3T3434	6	PLUG					
	34	7X3373	6	BOLT (5/16-18 X.88 IN)					
	35	7T3270	1	PLUNGER AS					
	36	7T3279	1	HOUSING AS					
				THE FOLLOWING REPAIR KITS ARE AVAILABLE:					
		8C3655	1	KIT-BRUSH (STARTER) (INCLUDES SPRINGS, BRUSH ASSEMBLIES, & SCREWS)					
		7T3267	1	KIT-BUSHING (STARTER)					
		7T3268	1	KIT-LEVER (STARTER) (INCLUDES RETAINER, LEVER ASSEMBLIES, NUT & SEALS)					
		8T9884	1	KIT-INSULATOR (STARTER) (INCLUDES BUSHING & INSULATORS)					

611719 CP

1453

6V5537 STARTING MOTOR GP-ELECTRIC
24 Volt
Part Of 6V5227 Starting Motor-Electric

ELECTRICAL AND STARTING SYSTEM



F-561863 EP

1453

6V5538 STARTING MOTOR GP-ELECTRIC
 24 Volt
 Part Of 6V5227 Starting Motor-Electric

ELECTRICAL AND STARTING SYSTEM

NOTE	REF NO	PART NUMBER	QTY	PART NAME	NOTE	REF NO	PART NUMBER	QTY	PART NAME
M	1	6V8188	3	NUT					
	2	7X0562	3	WASHER-HARD					
	3	4B2049	1	NUT					
	4	8F1434	1	LOCKWASHER					
	5	8T0328	1	WASHER-HARD					
	6	8T4133	1	NUT					
	7	8T4121	1	WASHER					
	8	3E0142	1	HOUSING AS					
	9	3E0141	1	STOP-STARTING MOTOR					
	10	4N7521	1	LOCKRING					
	11	3E0143	1	DRIVE AS-STARTING MOTOR					
	12	3E0144	1	HOUSING AS					
	13	3E0140	1	LEVER AS-STARTER					
	14	3E0138	1	ARMATURE AS					
	15	3E0137	1	HOLDER AS					
	16	3E0135	1	SOLENOID AS					
	17	3E0125	1	COVER AS-STARTING MOTOR					
	18	3E0139	1	HOUSING AS					
	19	3E0136	1	HOUSING AS					
	20	3E0132	1	CONNECTOR					
	21	3E0133	1	WIRE AS-STARTING MOTOR					
	22	3E0134	1	COVER-PLUNGER					
				THE FOLLOWING REPAIR KITS ARE AVAILABLE:					
		3E0128	1	KIT-BRUSH STARTER (INCLUDES O-RINGS, SCREW, SPRING, & BRUSH)					
		3E0131	1	KIT-WASHER STARTER (INCLUDES WASHERS)					
		3E0127	1	KIT-BEARING STARTER (INCLUDES BEARINGS)					
		3E0129	1	KIT-HARDWARE STARTER (INCLUDES WASHERS, BOLTS, LOCKWASHERS, NUTS, BUSHINGS, & PLATE)					
		3E0130	1	KIT-STARTING MOTOR SEAL STARTER (INCLUDES SEALS & O-RINGS)					
		3E0145	1	KIT-STARTING MOTOR PIN STARTER (INCLUDES O-RINGS, SHAFT, AND RING)					

M-METRIC PART

595393 EP

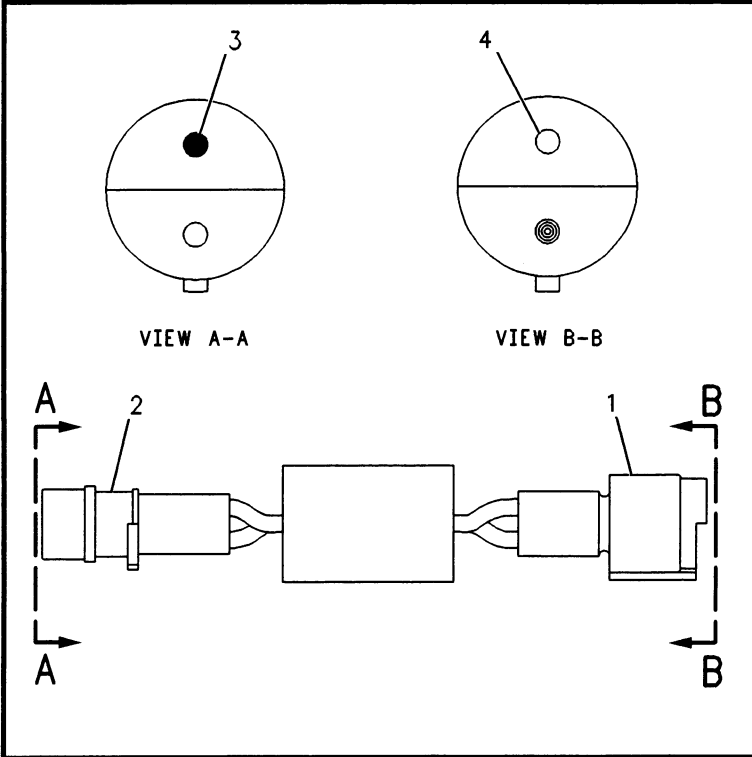
1453

6V5538 STARTING MOTOR GP-ELECTRIC

24 Volt

Part Of 6V5227 Starting Motor-Electric

ELECTRICAL AND STARTING SYSTEM

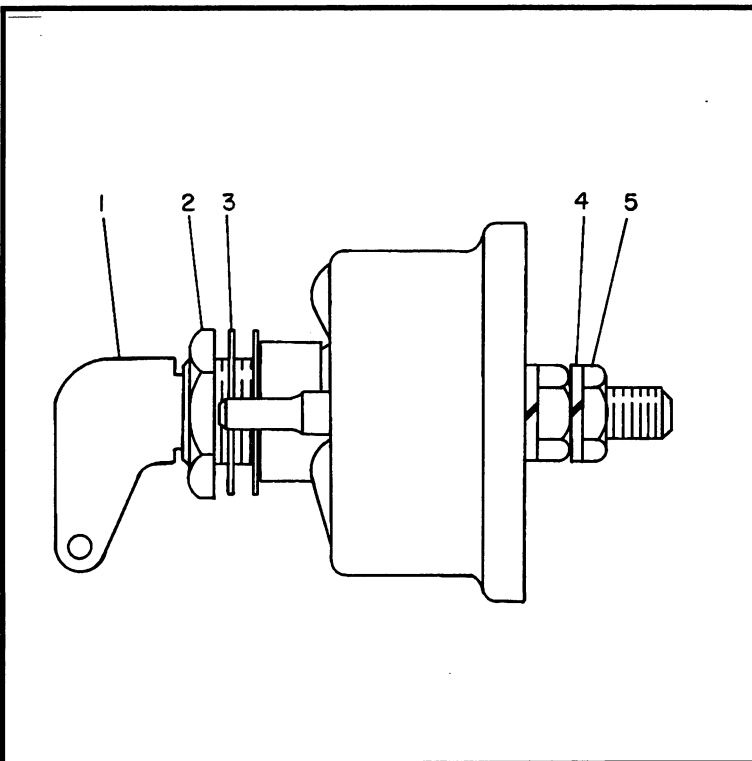


NOTE	REF NO	PART NUMBER	QTY	PART NAME
	1	7N9738	1	HOUSING-RECEPTACLE
	2	7N9737	1	HOUSING-PLUG
	3	7N7780	2	PIN-CONNECTOR
	4	7N7779	2	SOCKET

F-609130 CP

3175

1058827 SUPPRESSOR GP-ELECTRONIC
Part Of 1063470 Lines-Air Conditioner
An Attachment



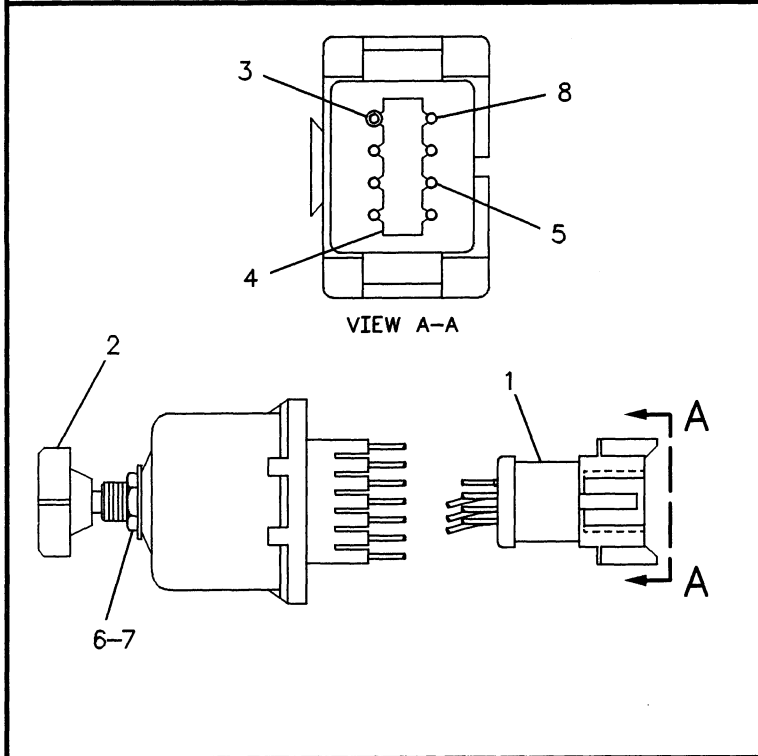
NOTE	REF NO	PART NUMBER	QTY	PART NAME
	1	8H5306	1	KEY
	2	8H5303	1	NUT-HEX (3/4-16-2A THD)
	3	2H3922	2	LOCKWASHER (3/4 INTERNAL TOOTH)
	4	9F5644	2	LOCKWASHER (9.93MM ID)
	5	6F7045	2	NUT-FULL (3/8 X 24 THD)

R-577137 EP

1411

7N0718 SWITCH AS-DISCONNECT
Part Of 1256999 Battery & Wiring

ELECTRICAL AND STARTING SYSTEM



NOTE	REF NO	PART NUMBER	QTY	PART NAME
C	1	1028806	1	KIT-RECEPTACLE
	2	7T9302	1	KNOB-WIPER SWITCH
		140816	1	SETSCREW
	3	8T8737	1	PLUG-SEAL
C	4	3E3389	1	WEDGE-RECEPTACLE LOCK
	5	8T8729	3	PIN-CONNECTOR
	6	6V8369	1	NUT (7/16-28 THD)
	7	2H3920	1	LOCKWASHER (11.38MM ID)
C	8	9W0852	4	PIN-CONNECTOR

C-CHANGE FROM PREVIOUS TYPE

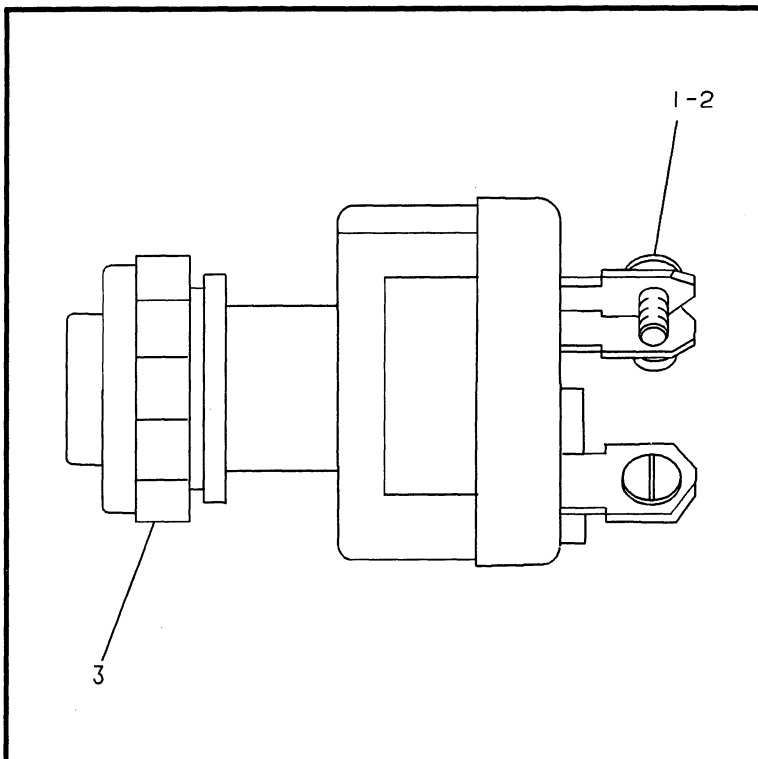
F-588694 EP

7305

3E0155 SWITCH AS-WIPER-INTERMITTENT

24 Volt

Part Of 1231133 Panel-Instrument



NOTE	REF NO	PART NUMBER	QTY	PART NAME
	1	6V8362	4	SCREW-MACHINE (8-32X7.94MM)
	2	9B7233	4	LOCKWASHER (NO.8)
	3	7T6799	1	NUT-MOUNTING

5P8500 KEY IS REQUIRED

A-342418 EP

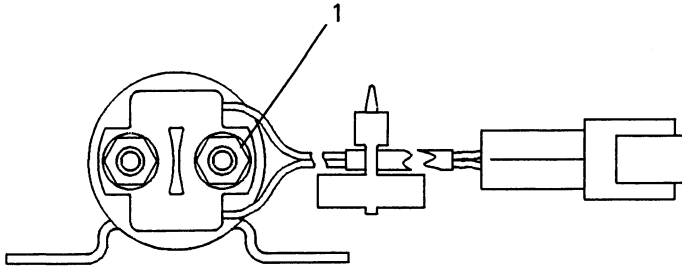
1416

9G7641 SWITCH GP-START

Part Of 1231133, 1231137 Panels-Instrument

ELECTRICAL AND STARTING SYSTEM

NOTE	REF NO	PART NUMBER	QTY	PART NAME
M	1	5C2890	2	NUT
		1028802	1	THE FOLLOWING REPAIR KIT IS AVAILABLE: KIT-RECEPTACLE (INCLUDES WEDGE AND RECEPTACLE AS)



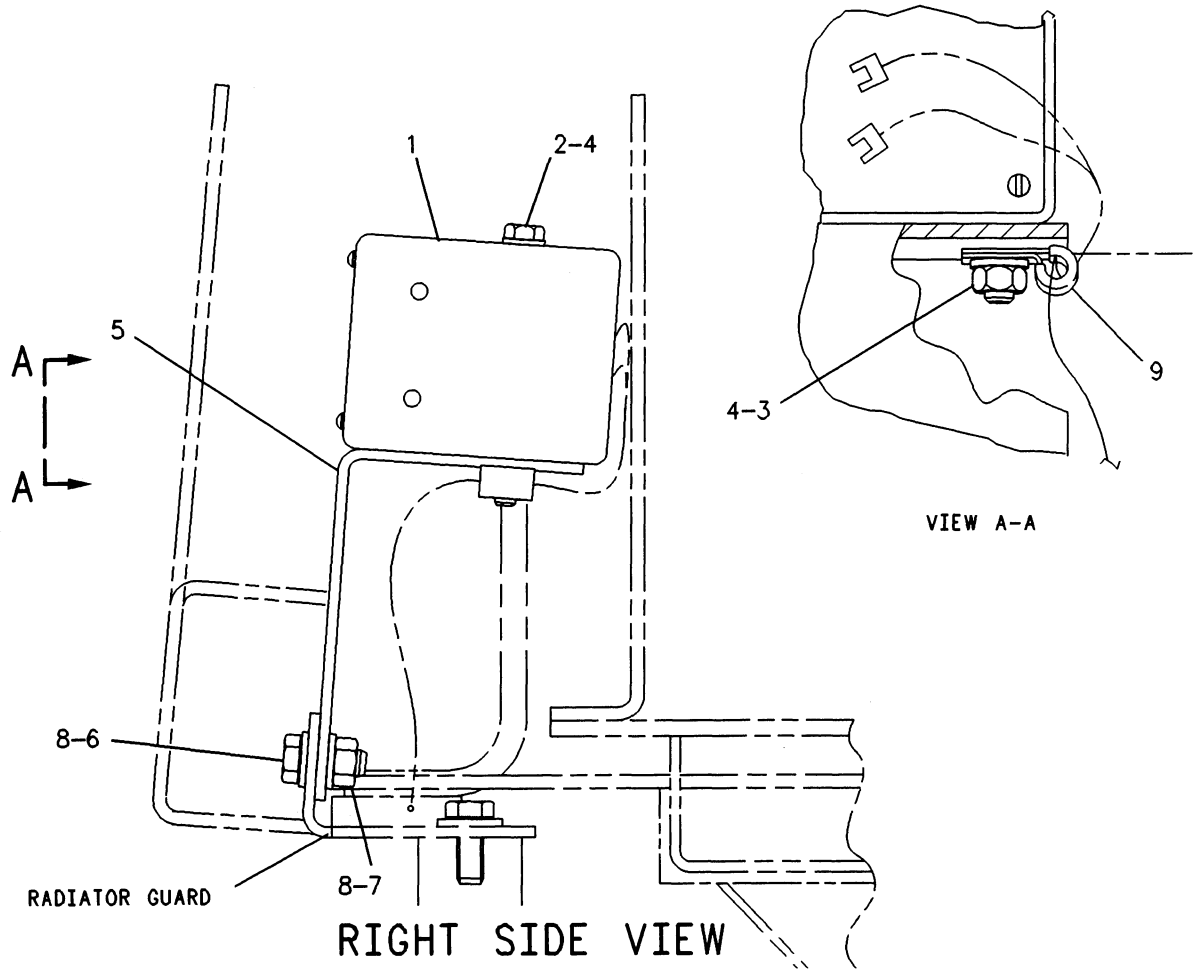
M-METRIC PART

F-589711 EP

1408

3E0075 SWITCH AS-MAGNETIC
Part Of 1070006 Wiring

ELECTRICAL AND STARTING SYSTEM



NOTE	REF NO	PART NUMBER	QTY	PART NAME	NOTE	REF NO	PART NUMBER	QTY	PART NAME
	1	3T1815	1	ALARM-BACKUP					
M	2	7X2538	2	BOLT (M8X1.25X100MM)					
M	3	5C7261	2	NUT (M8X1.25 THD)					
	4	8T4224	4	WASHER-HARD (2MM THK)					
	5	8R9602	1	PLATE					
M	6	8T4136	2	BOLT (M10X1.50X25MM)					
M	7	8T4133	2	NUT (M10X1.50 THD)					
	8	8T4121	4	WASHER (21MM OD)					
	9	4N9170	1	CLIP					

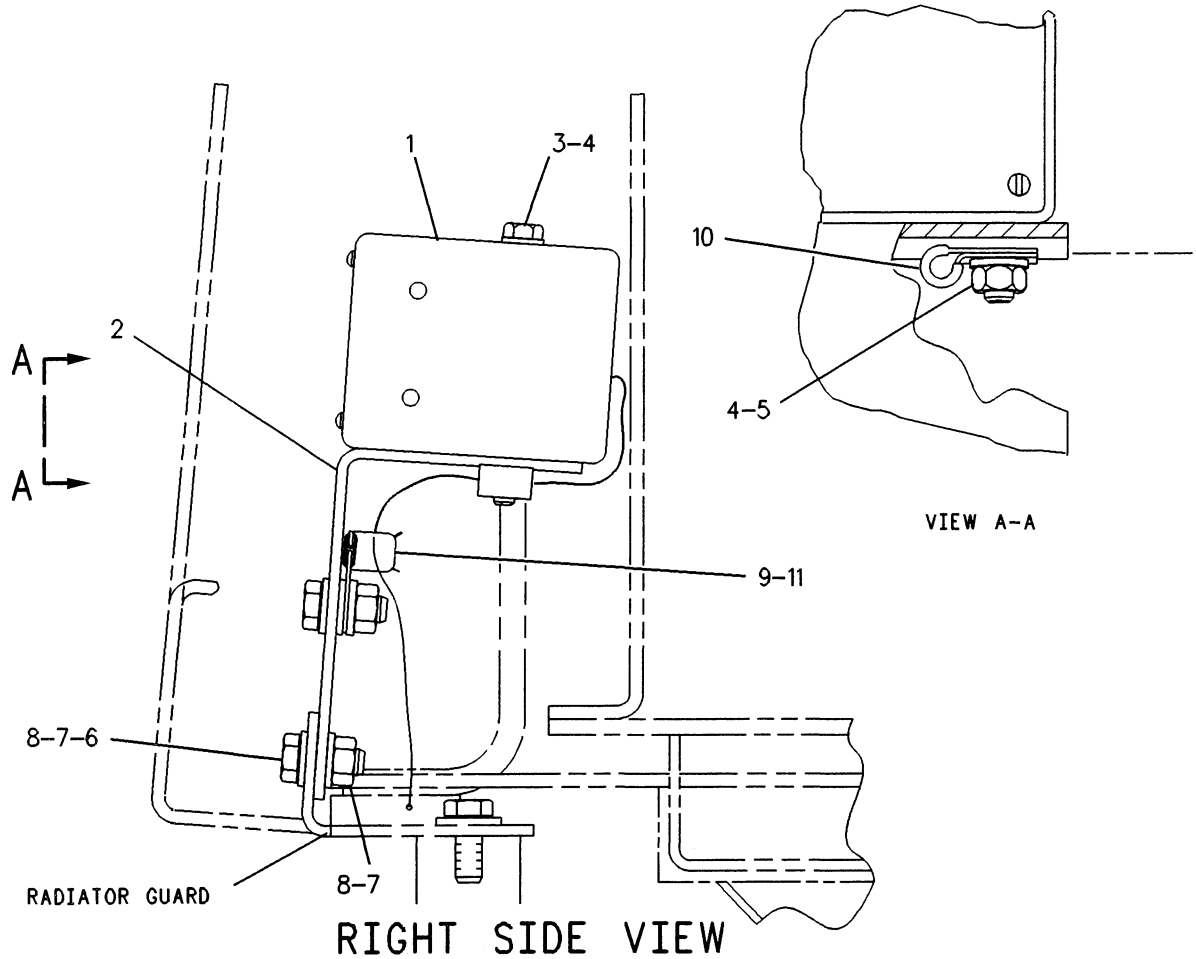
M-METRIC PART

F-546375 EP

7406

8R9712 WARNING GP-BACKUP
Part Of 1190011 Chassis Ar

ELECTRICAL AND STARTING SYSTEM



NOTE	REF NO	PART NUMBER	QTY	PART NAME	NOTE	REF NO	PART NUMBER	QTY	PART NAME
	1	1236449	1	ALARM AS-BACKUP					
	2	8R9602	1	PLATE					
M	3	7X2538	2	BOLT (M8X1.25X100MM)					
	4	8T4224	4	WASHER-HARD (2MM THK)					
M	5	5C7261	2	NUT (M8X1.25 THD)					
M	6	8T4133	3	NUT (M10X1.50 THD)					
M	7	8T4136	3	BOLT (M10X1.50X25MM)					
	8	8T4121	7	WASHER (2.5MM THK)					
	9	9U2277	1	CLIP AS					
	10	6K8179	1	CLIP					
	11	7K1181	1	STRAP-CABLE (4.00IN DIA)					

M-METRIC PART

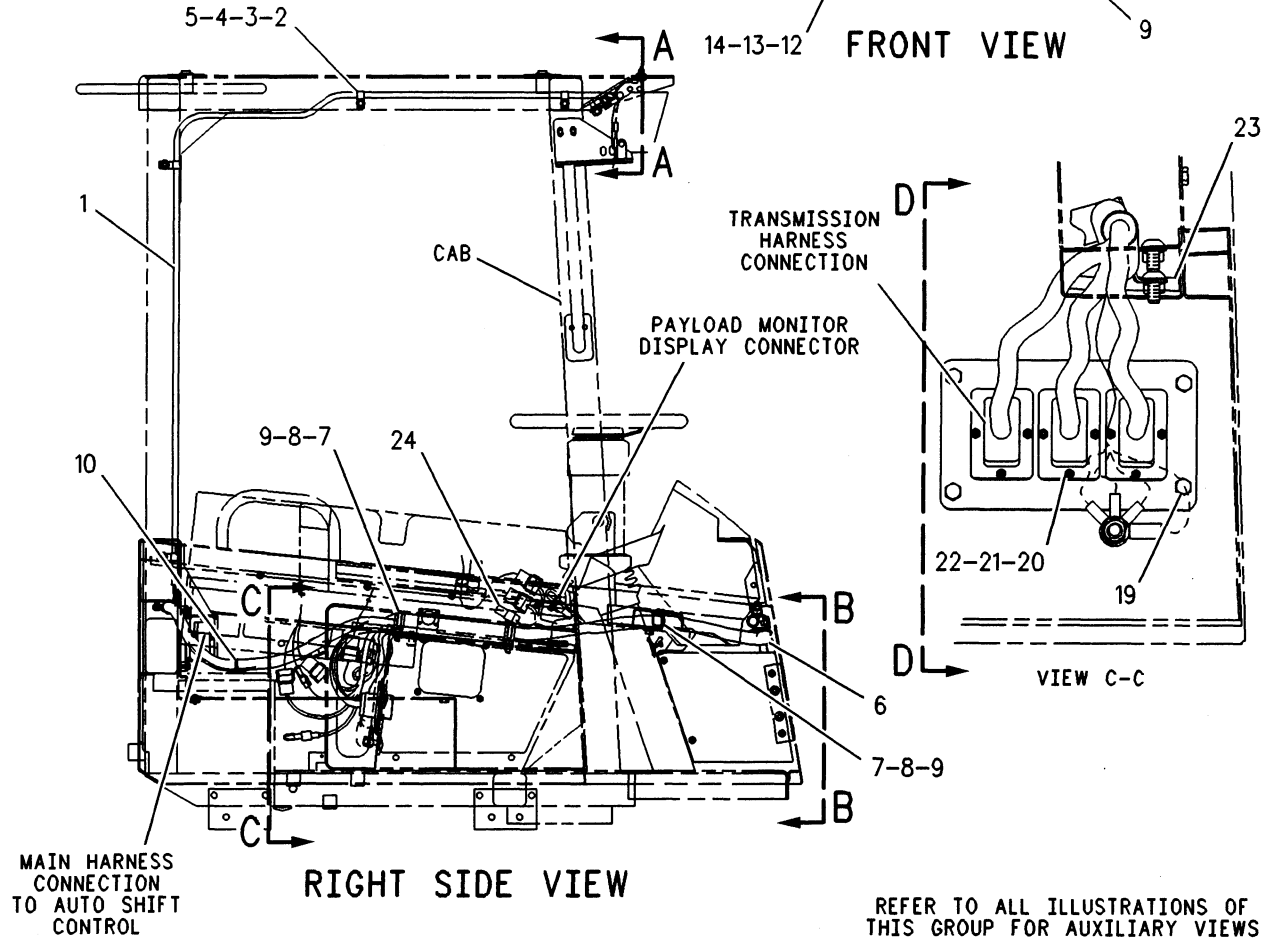
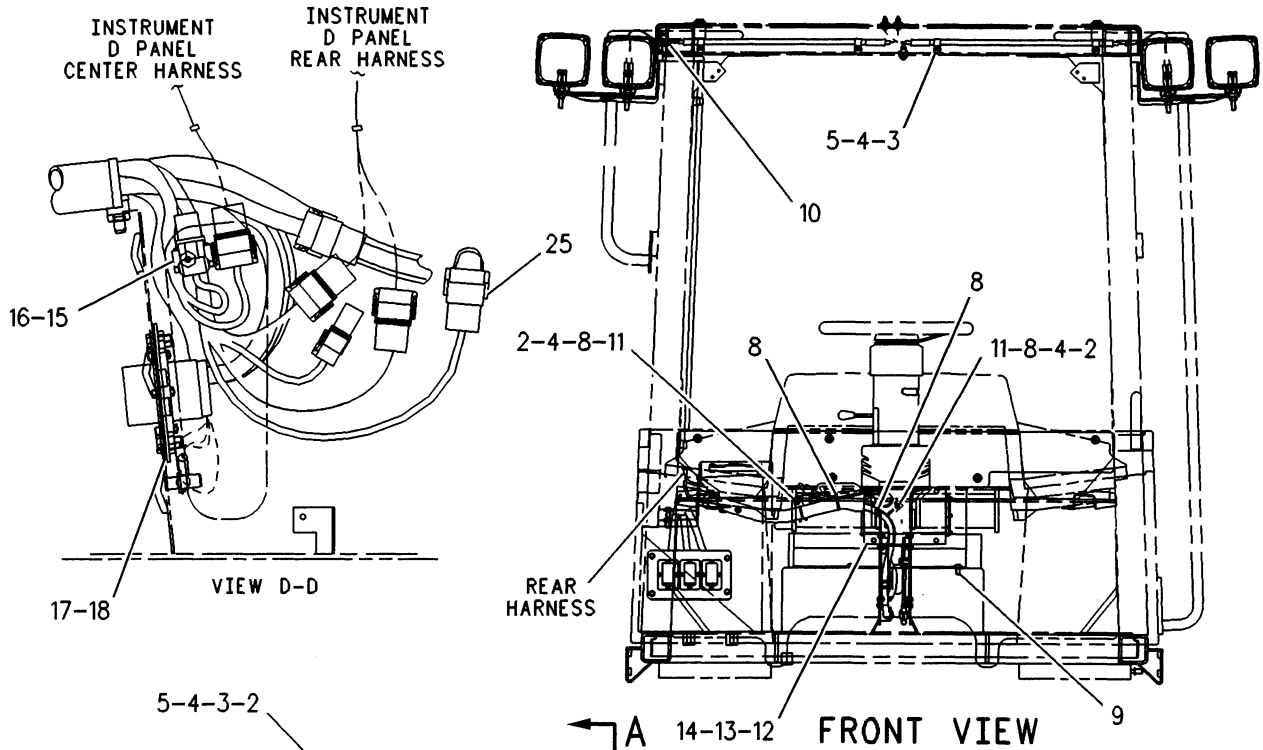
F-631193 CP

7406

1287379 WARNING GP-BACKUP
Part Of 1190011 Chassis Ar

MEMORANDA

ELECTRICAL AND STARTING SYSTEM



REFER TO ALL ILLUSTRATIONS OF THIS GROUP FOR AUXILIARY VIEWS
F-622182 CP

ELECTRICAL AND STARTING SYSTEM

NOTE	REF NO	PART NUMBER	QTY	PART NAME	NOTE	REF NO	PART NUMBER	QTY	PART NAME
		1 9U2811	1	HARNESS AS					
M	2	8T4133	4	NUT (M10X1.50 THD)					
	3	8M2770	6	CLIP (12.7MM ID)					
	4	8T4121	10	WASHER (2.5MM THK)					
M	5	8T4137	6	BOLT (M10X1.50X20MM)					
	6	1171387	1	HARNESS AS					
	7	4P8134	3	CLIP (FLAT)					
	8	7K1181	7	STRAP-CABLE (4.00IN DIA)					
M	9	9X2041	10	SCREW-TRUSS HEAD (M10X1.5X20MM)					
	10	3S2093	3	STRAP-CABLE (1.75IN DIA)					
	11	4P7581	2	CLIP					
	12	1361688	1	CONTROL GP-AUTOSHIFT					
		1121733	1	FILM-IDENTIFICATION					
M	13	5C9553	4	BOLT (M6X1.0X16MM)					
	14	9X8256	4	WASHER (2MM THK)					
	15	1028806	1	KIT-RECEPTACLE					
	16	8T8737	14	PLUG-SEAL					
	17	1024130	1	GASKET					
	18	1024129	1	PLATE AS					
M	19	8T4138	4	BOLT (M6X1.0X20MM)					
M	20	8T9405	12	BOLT-SOCKET HEAD (M4X0.7X16MM)					
	21	966166	12	WASHER-HARD (1MM THK)					
	22	5C8312	12	NUT (M4X0.7 THD)					
D	23	5P7657		SEAL (.1M)					
	24	1100553	1	WIRE AS					
	25	1096280	1	PLUG AS					

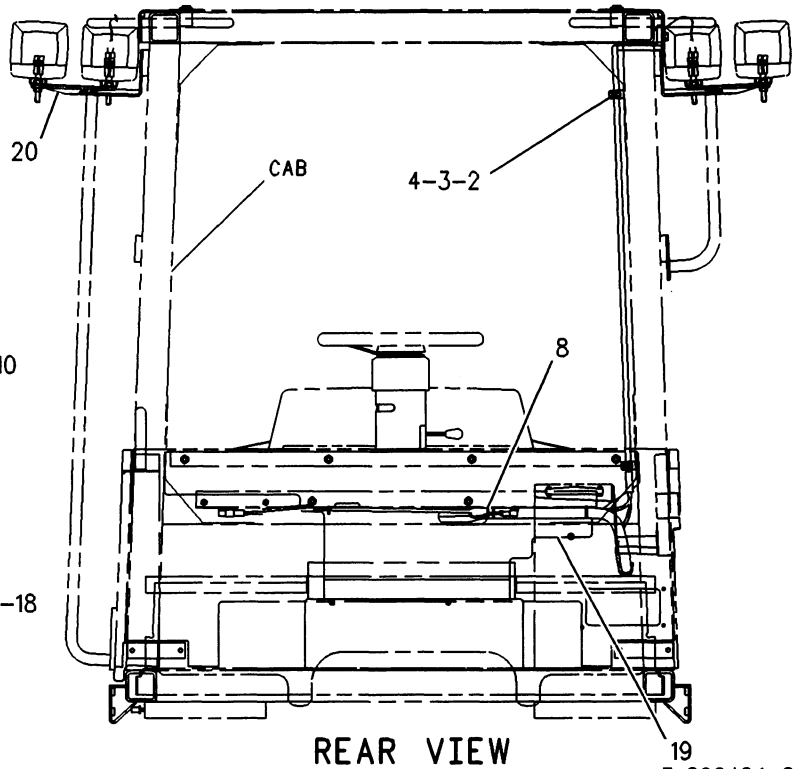
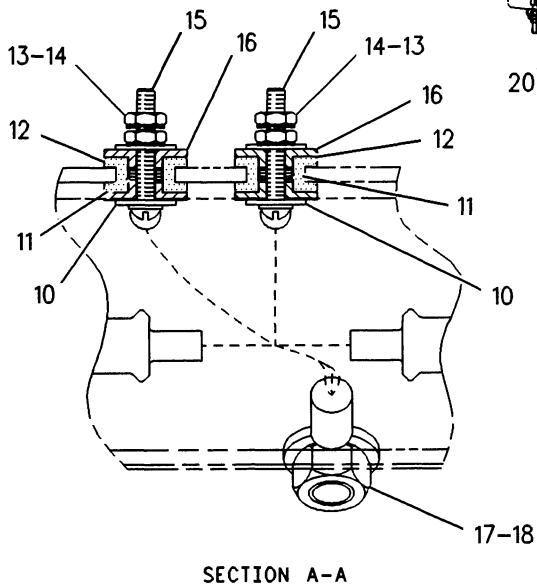
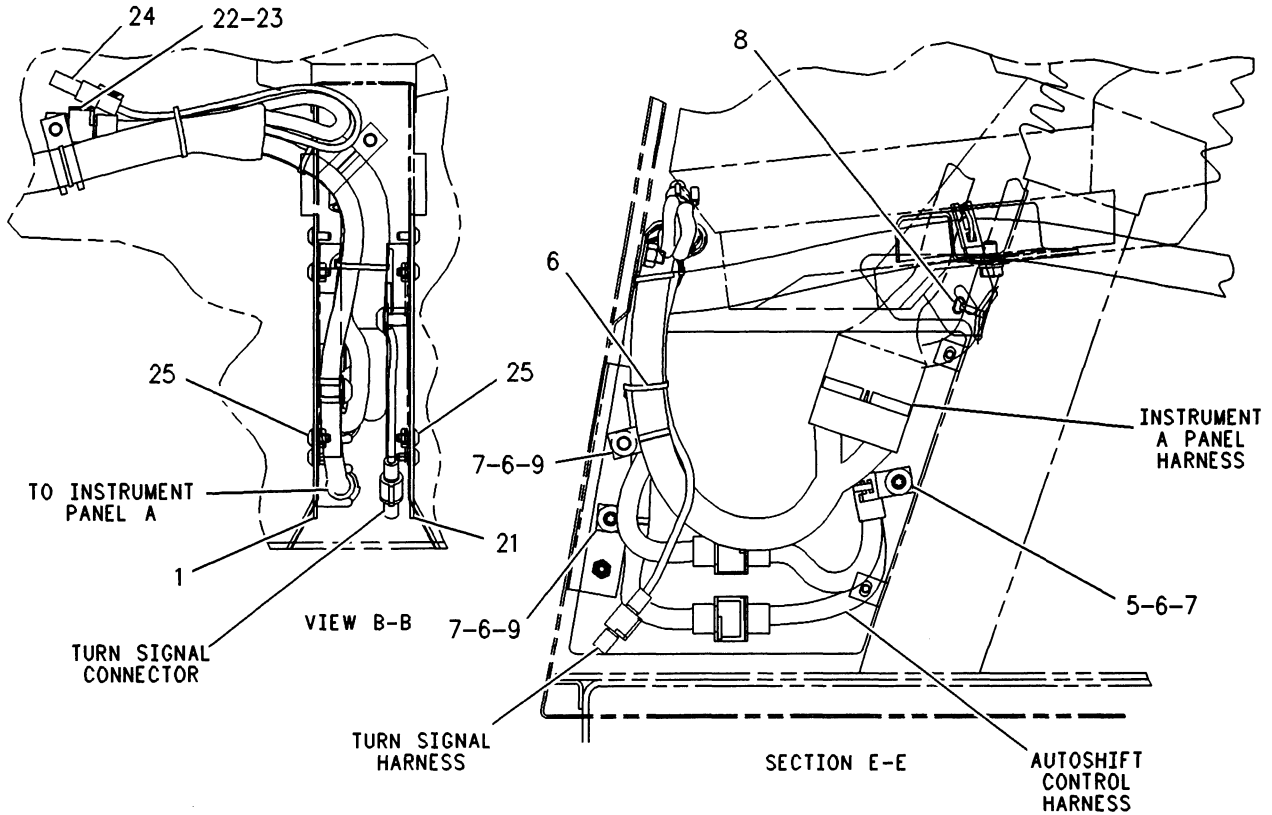
D-ORDER BY THE METER
M-METRIC PART

662662 CP

1408

1221270 WIRING GP-CAB-PART 1 OF 2
Part Of 1231150 Canopy Ar
An Attachment

ELECTRICAL AND STARTING SYSTEM



F-622184 CP

ELECTRICAL AND STARTING SYSTEM

NOTE	REF NO	PART NUMBER	QTY	PART NAME	NOTE	REF NO	PART NUMBER	QTY	PART NAME
	1	4E4687	1	PLATE AS					
		3T0049	2	CLIP (23MM ID)					
	2	8M2770	2	CLIP (12.7MM ID)					
M	3	8T4121	2	WASHER (2.5MM THK)					
	4	8T4137	2	BOLT (M10X1.5OX20MM)					
	5	4P8134	1	CLIP (FLAT)					
M	6	7K1181	4	STRAP-CABLE (4.00IN DIA)					
	7	9X2041	3	SCREW-TRUSS HEAD (M10X1.5X20MM)					
	8	3S2093	6	STRAP-CABLE (1.75IN DIA)					
	9	4P7581	2	CLIP					
	10	988968	4	WASHER					
	11	6D9331	6	WASHER					
	12	9D7303	2	GROMMET					
	13	9F8125	4	LOCKWASHER (5.18MM ID)					
	14	4B2048	4	NUT (10-32 THD)					
	15	6D6146	2	SCREW-MACHINE (10-32X1.25IN)					
	16	4V4164	4	BUSHING-TERMINAL					
M	17	8T4223	1	WASHER-HARD (3MM THK)					
	18	8T4244	1	NUT (M12X1.75 THD)					
	19	1119855	1	BRACKET AS					
		1052797	4	BOSS					
	20	1221271	1	HARNESS AS					
	21	4E4686	1	PLATE					
	22	9G3695	5	PLUG-SEAL					
	23	9G3672	1	HOUSING-PLUG					
	24	1028805	1	KIT-RECEPTACLE					
M	25	9X2043	8	SCREW-TRUSS HEAD (M6X1X14MM)					

M-METRIC PART

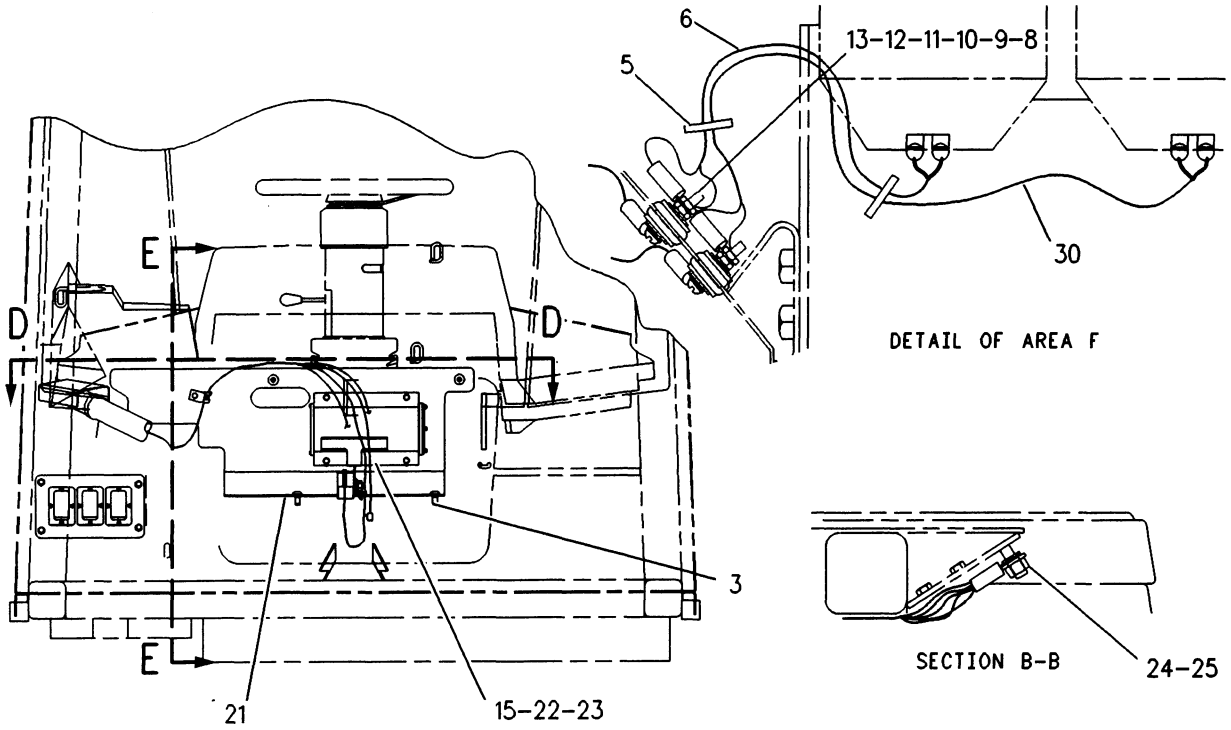
622185 CP

1408

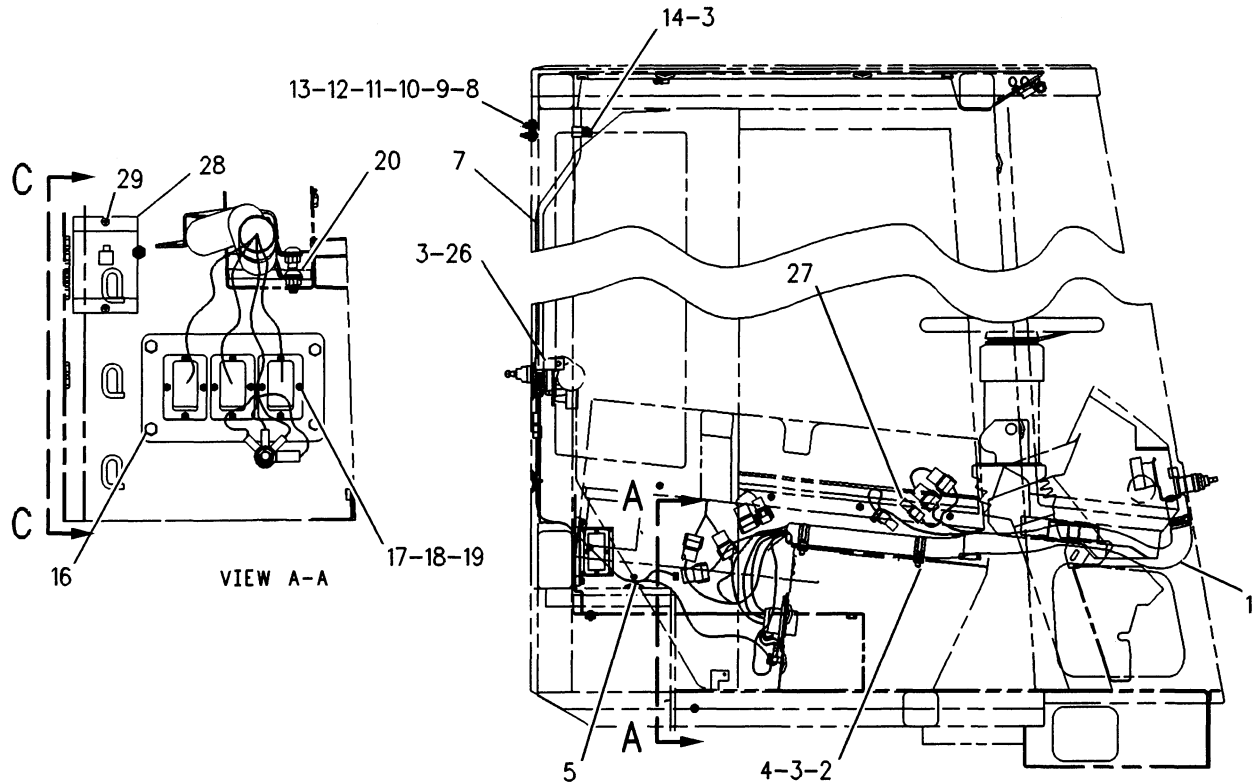
1221270 WIRING GP-CAB-PART 2 OF 2

Part Of 1231150 Canopy Ar
An Attachment

ELECTRICAL AND STARTING SYSTEM



FRONT VIEW



RIGHT SIDE VIEW

REFER TO ALL ILLUSTRATIONS OF THIS GROUP FOR AUXILIARY VIEWS

F-625834 CP

ELECTRICAL AND STARTING SYSTEM

NOTE	REF NO	PART NUMBER	QTY	PART NAME	NOTE	REF NO	PART NUMBER	QTY	PART NAME
	1	1171387	1	HARNESS AS					
M	2	4P8134	2	CLIP (FLAT)					
	3	9X2041	8	SCREW-TRUSS HEAD (M10X1.5X20 MM)					
	4	7K1181	2	STRAP-CABLE (4.00IN DIA)					
	5	3S2093	5	STRAP-CABLE (1.75IN DIA)					
	6	4E0630	2	HARNESS AS					
	7	1252401	1	HARNESS AS					
	8	4V4164	12	BUSHING-TERMINAL					
	9	9L6074	6	GROMMET					
	10	9F8125	12	LOCKWASHER (5.18MM ID)					
	11	4B2048	12	NUT (10-32 THD)					
	12	6D6146	6	SCREW-MACHINE (10-32X1.25)					
	13	988968	12	WASHER					
	14	9M8406	1	CLIP (15.8MM ID)					
	15	1361688	1	CONTROL GP-AUTOSHIFT (AUTOSHIFT PLANETARY)					
		1121733	1	FILM-IDENTIFICATION					
M	16	8T4138	4	BOLT (M6X1.0X20MM)					
M	17	5C8312	12	NUT (M4X0.7 THD)					
	18	966166	12	WASHER-HARD (1MM THK)					
M	19	8T9405	12	BOLT-SOCKET HEAD (M4X0.7X16 MM)					
BD	20	5P7657		SEAL					
	21	1118436	1	BRACKET AS					
M	22	5C9553	4	BOLT (M6X1.0X16MM)					
	23	9X8256	4	WASHER (2MM THK)					
M	24	8T4244	1	NUT (M12X1.75 THD)					
	25	8T4223	1	WASHER-HARD (3MM THK)					
	26	6K8178	1	CLIP					
	27	1100553	1	WIRE AS					
	28	1191733	1	CONVERTER-POWER					
	29	6V2687	2	SCREW-PAN HEAD (10-24X1IN)					
	30	1219191	2	HARNESS AS					

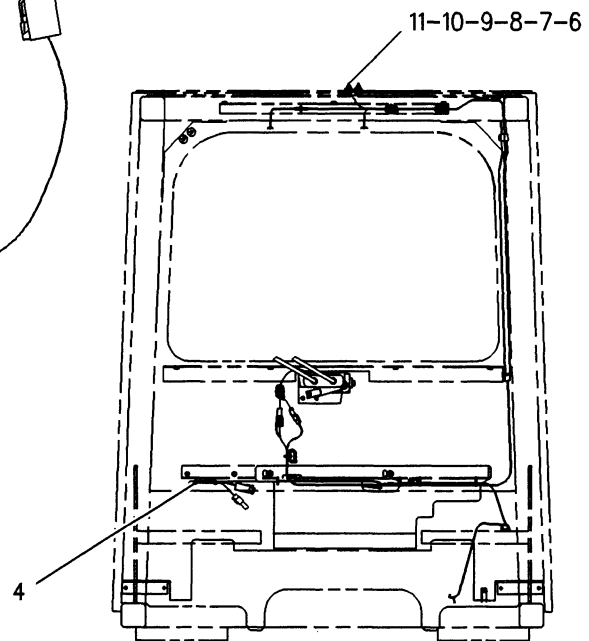
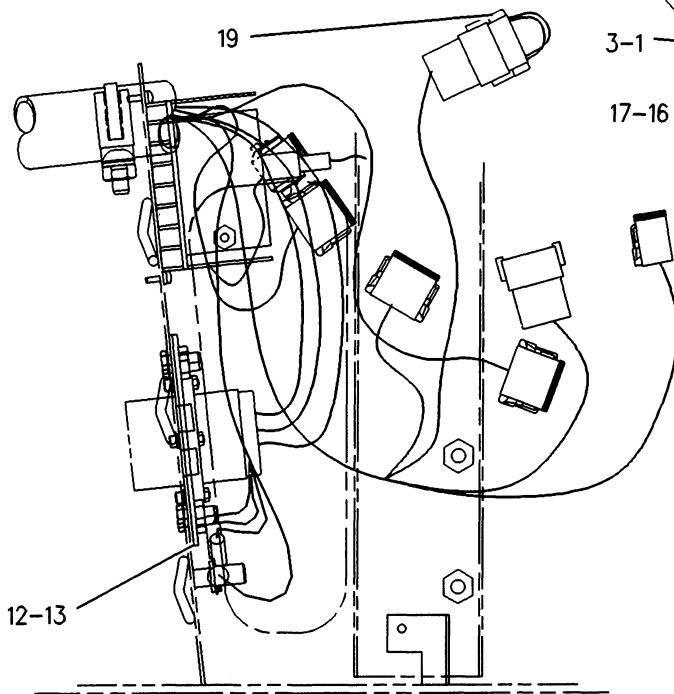
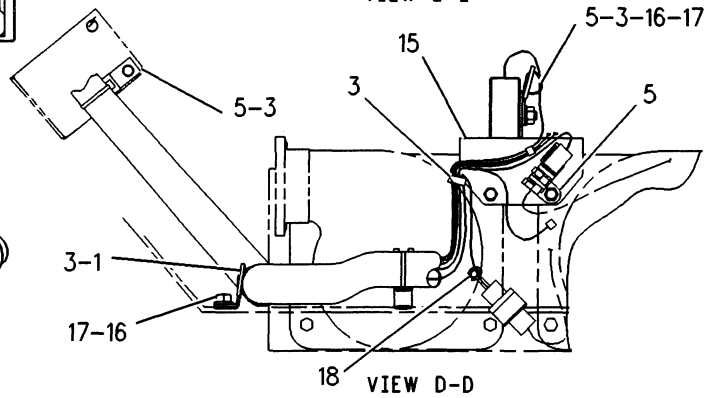
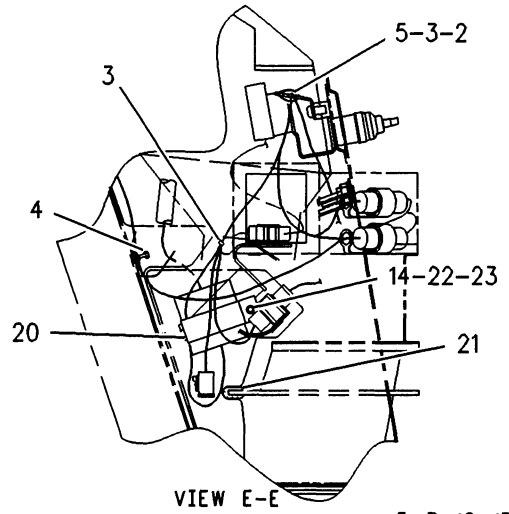
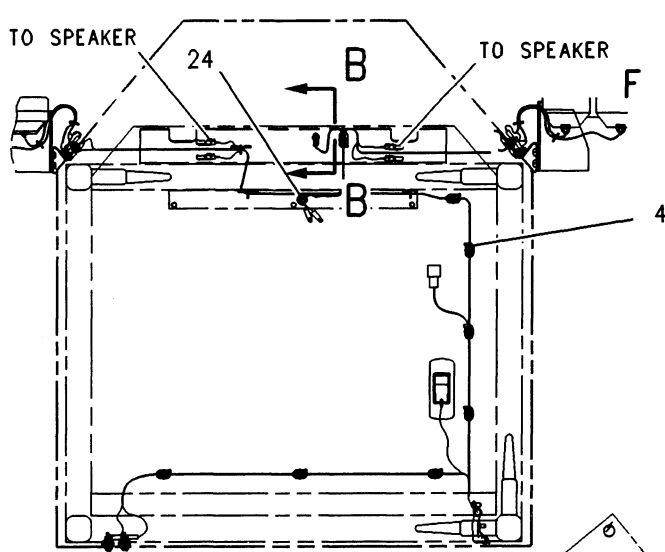
B-USE AS REQUIRED
D-ORDER BY THE METER
M-METRIC PART

662649 CP

1408

1222383 WIRING GP-CAB-PART 1 OF 2
Part Of 1231130 Cab Ar

ELECTRICAL AND STARTING SYSTEM



REFER TO ALL ILLUSTRATIONS OF THIS GROUP FOR AUXILIARY VIEWS

F-625836 CP

ELECTRICAL AND STARTING SYSTEM

NOTE	REF NO	PART NUMBER	QTY	PART NAME	NOTE	REF NO	PART NUMBER	QTY	PART NAME
	1	4P8134	2	CLIP (FLAT)					
M	2	9X2041	1	SCREW-TRUSS HEAD (M10X1.5X20 MM)					
	3	7K1181	7	STRAP-CABLE (4.00IN DIA)					
	4	3S2093	20	STRAP-CABLE (1.75IN DIA)					
	5	4P7581	4	CLIP					
	6	4V4164	4	BUSHING-TERMINAL					
	7	9L6074	2	GROMMET					
	8	9F8125	4	LOCKWASHER (5.18MM ID)					
	9	4B2048	4	NUT (10-32 THD)					
	10	6D6146	2	SCREW-MACHINE (10-32X1.25)					
	11	988968	4	WASHER					
	12	1024129	1	PLATE AS					
M		6V9632	4	NUT-WELD (M6X1 THD)					
	13	1024130	1	GASKET					
M	14	8T4138	1	BOLT (M6X1.0X20MM)					
	15	4E3429	1	BRACKET AS					
	16	8T4121	2	WASHER (21MM OD)					
M	17	8T4133	2	NUT (M10X1.50 THD)					
	18	9G3659	2	CLIP					
	19	1096280	1	PLUG AS					
	20	4E3432	1	BRACKET AS					
M		8T4967	1	STUD (M10X1.5X23MM)					
BD	21	5P9205		SEAL					
	22	8T4205	1	WASHER-HARD (2MM THK)					
M	23	5C2890	1	NUT (M6X1.00 THD)					
	24	1V8506	1	GROMMET					

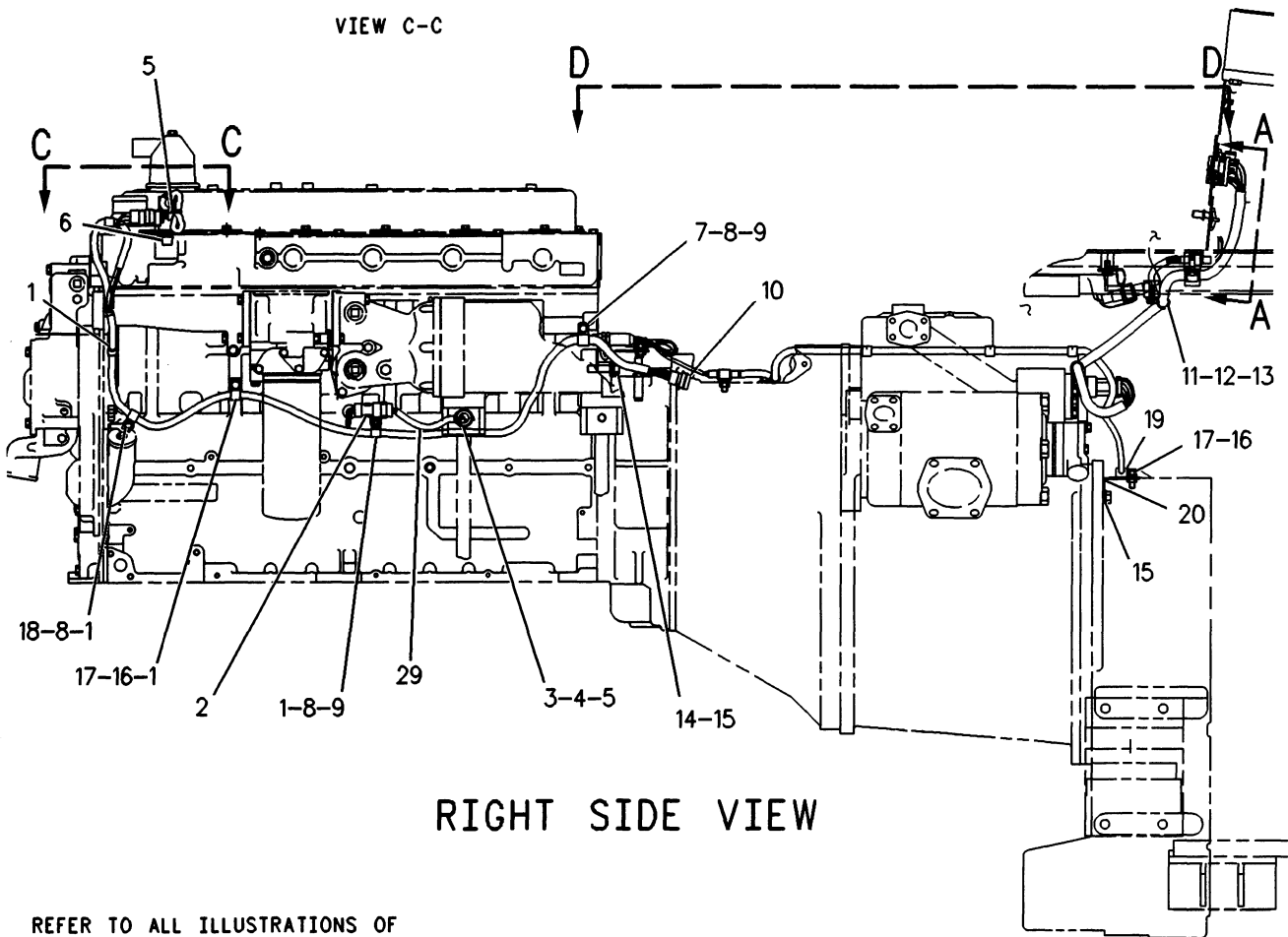
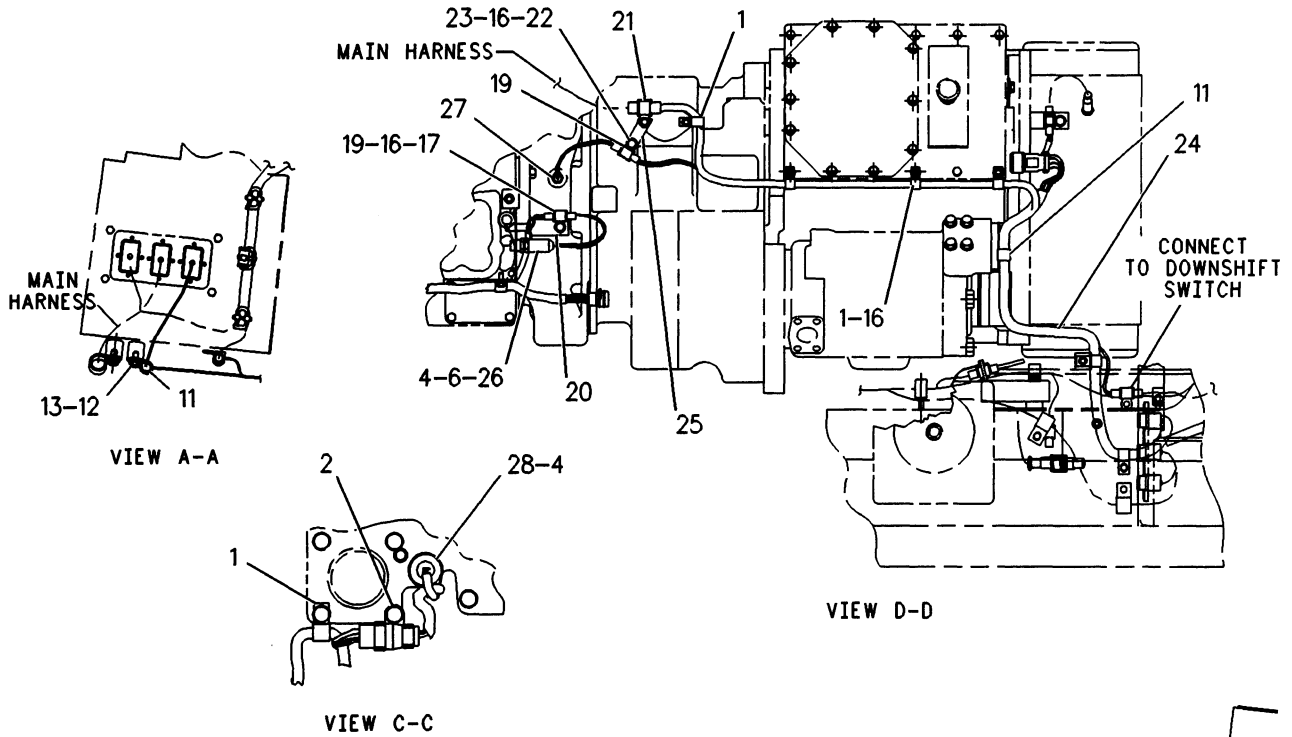
B-USE AS REQUIRED
D-ORDER BY THE METER
M-METRIC PART

625837 CP

1408

1222383 WIRING GP-CAB-PART 2 OF 2
Part Of 1231130 Cab Ar

ELECTRICAL AND STARTING SYSTEM



RIGHT SIDE VIEW

REFER TO ALL ILLUSTRATIONS OF THIS GROUP FOR AUXILIARY VIEWS

F-626150 CP

ELECTRICAL AND STARTING SYSTEM

NOTE	REF NO	PART NUMBER	QTY	PART NAME	NOTE	REF NO	PART NUMBER	QTY	PART NAME
	1	8M2770	7	CLIP (12.7 MM ID)					
	2	9X3495	2	CLIP AS (EACH INCLUDES) RIVET-TUBULAR					
	3	8C3334 4W9972	2 1	SENDER-TEMPERATURE (TRANSMISSION)					
	4	3J1907	3	SEAL-O-RING (11.89MM ID)					
	5	3S2093	2	STRAP-CABLE (1.75IN DIA)					
	6	8T3285	2	ADAPTER					
	7	9M8406	1	CLIP (15.8MM ID)					
	8	8T4224	3	WASHER-HARD (2MM THK)					
	9	4M0061	2	BOLT (5/16-18X.750IN)					
	10	1070107	1	HARNESS AS					
	11	8M2773	1	CLIP (17.46MM ID)					
	12	8T4121	2	WASHER (2.5MM THK)					
	13	8T4136	2	BOLT (M10X1.50X25MM)					
	14	8T4835	1	BOLT (1/2-13X2IN)					
	15	8T4223	2	WASHER-HARD (3MM THK)					
	16	8T4896	6	WASHER-HARD (2.5MM THK)					
	17	5M3062	1	BOLT (3/8-16X.750IN)					
	18	5K0906	1	BOLT (5/16-18X.625IN)					
	19	9G9150	3	CLIP (TAB)					
	20	6W8946	2	STRIP AS (EACH INCLUDES) NUT-WELD (3/8-16 THD)					
	21	9F2978 9G9154	1 1	CLIP (10.5MM ID)					
	22	4L6454	1	BOLT (3/8-16X1.0IN)					
	23	6V8801	1	NUT (3/8-16 THD)					
	24	1071007	1	HARNESS AS-TRANSMISSION					
	25	9W8765	1	PLATE					
	26	9X0378	1	SWITCH AS-PRESSURE (ENGINE OIL)					
	27	1090267	1	SENSOR AS-SPEED (ENGINE RPM)					
	28	3E5370	1	SENSOR GP-TEMPERATURE (WATER TEMP SENSOR)					
	29	4E2244	1	WIRE AS					

M-METRIC PART

626151 CP

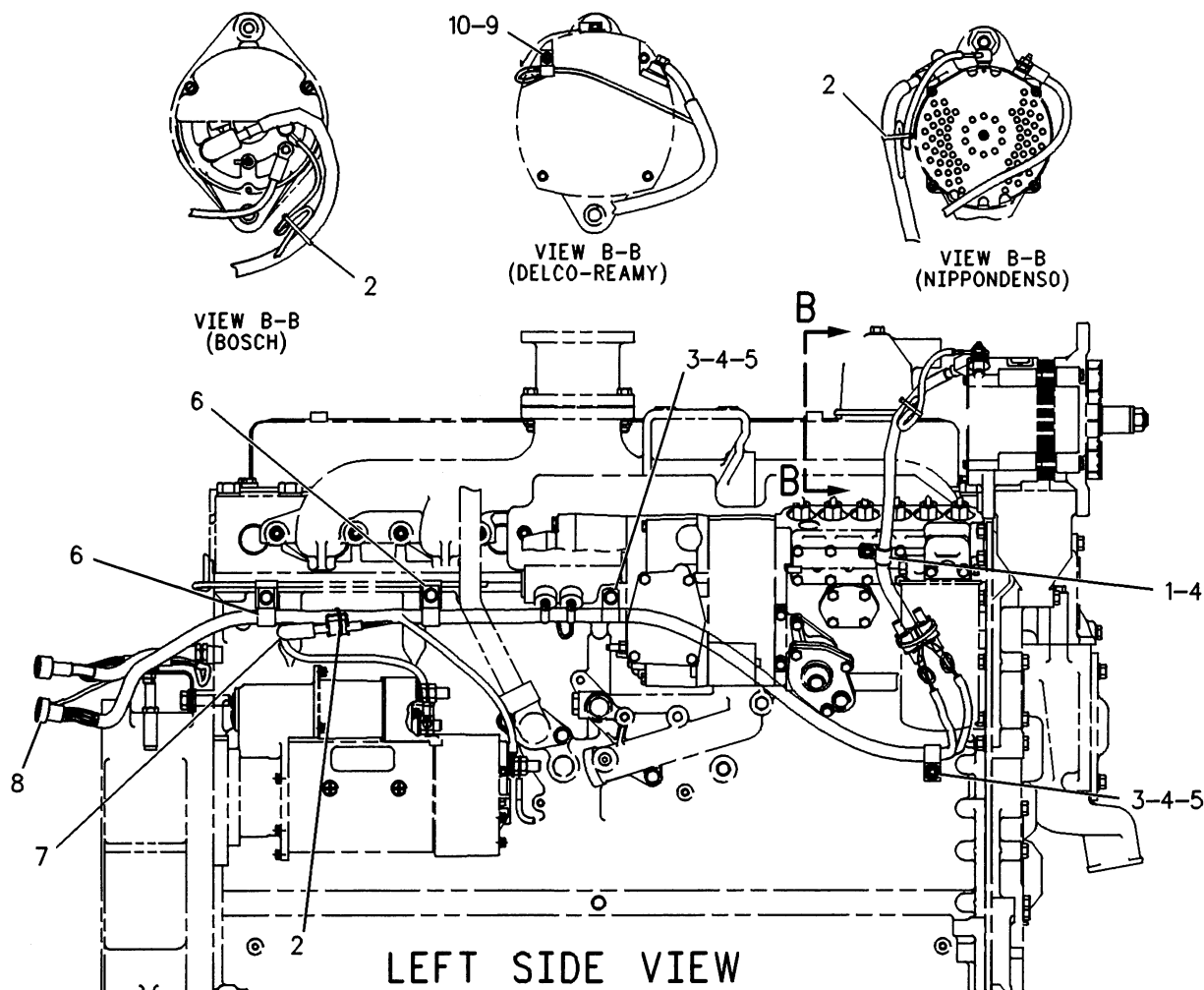
1408

1070020 WIRING GP-ENGINE-PART 1 OF 2

Type 1

Part Of 1190011 Chassis Ar

ELECTRICAL AND STARTING SYSTEM



NOTE	REF NO	PART NUMBER	QTY	PART NAME	NOTE	REF NO	PART NUMBER	QTY	PART NAME
	1	8M2770	1	CLIP (12.7MM ID)					
	2	3S2093	3	STRAP-CABLE (1.75IN DIA)					
	3	9M8406	2	CLIP (15.8MM ID)					
	4	8T4224	3	WASHER-HARD (2MM THK)					
	5	4M0061	2	BOLT (5/16-18X.750IN)					
	6	6D4246	2	CLIP (19.05MM ID)					
	7	6T2217	1	RESISTOR AS					
	8	1085616	1	HARNESS AS					
	9	8M2771	1	CLIP					
	10	4B4863	1	WASHER (1.2MM THK)					

F-568275 EP

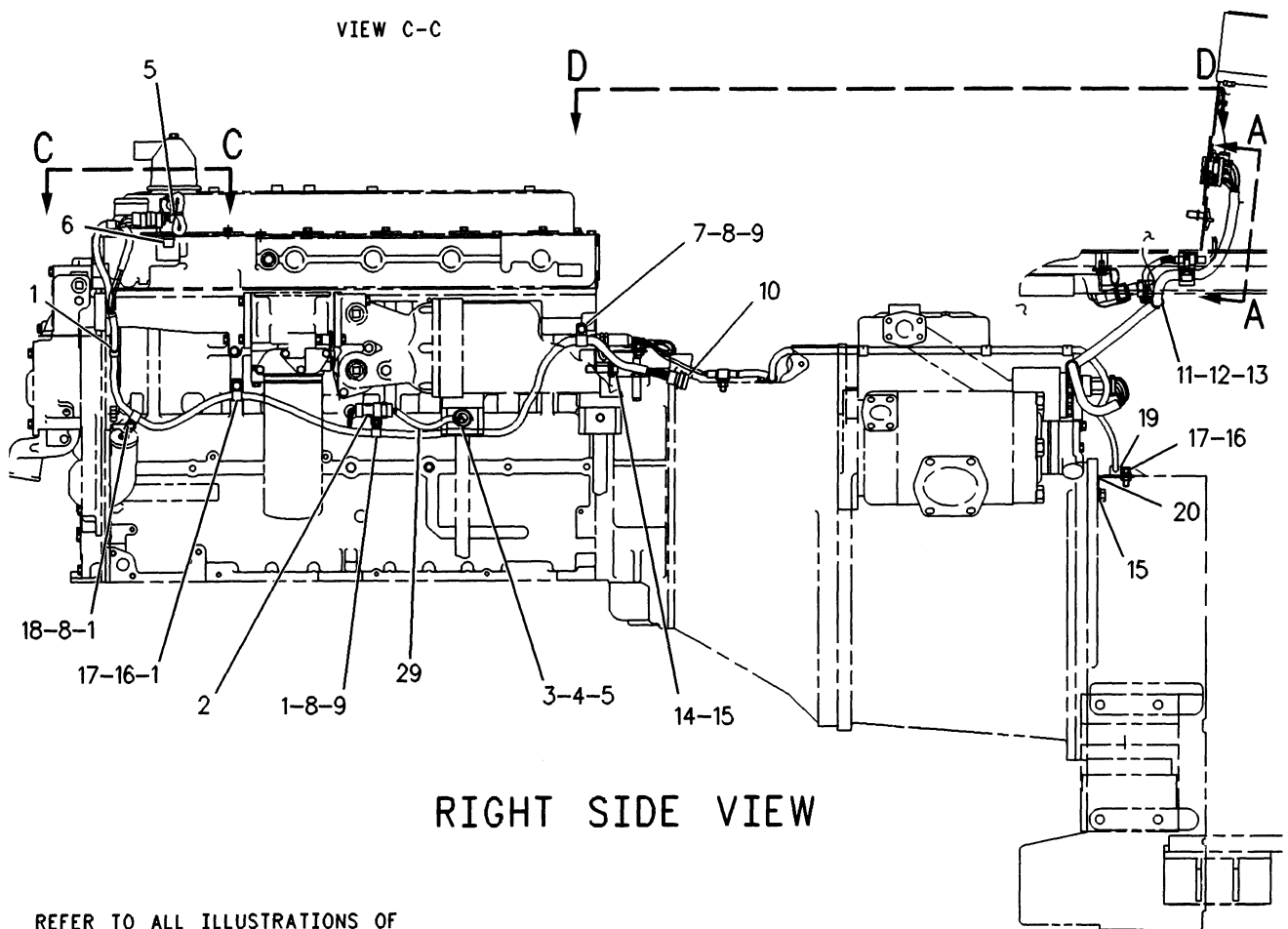
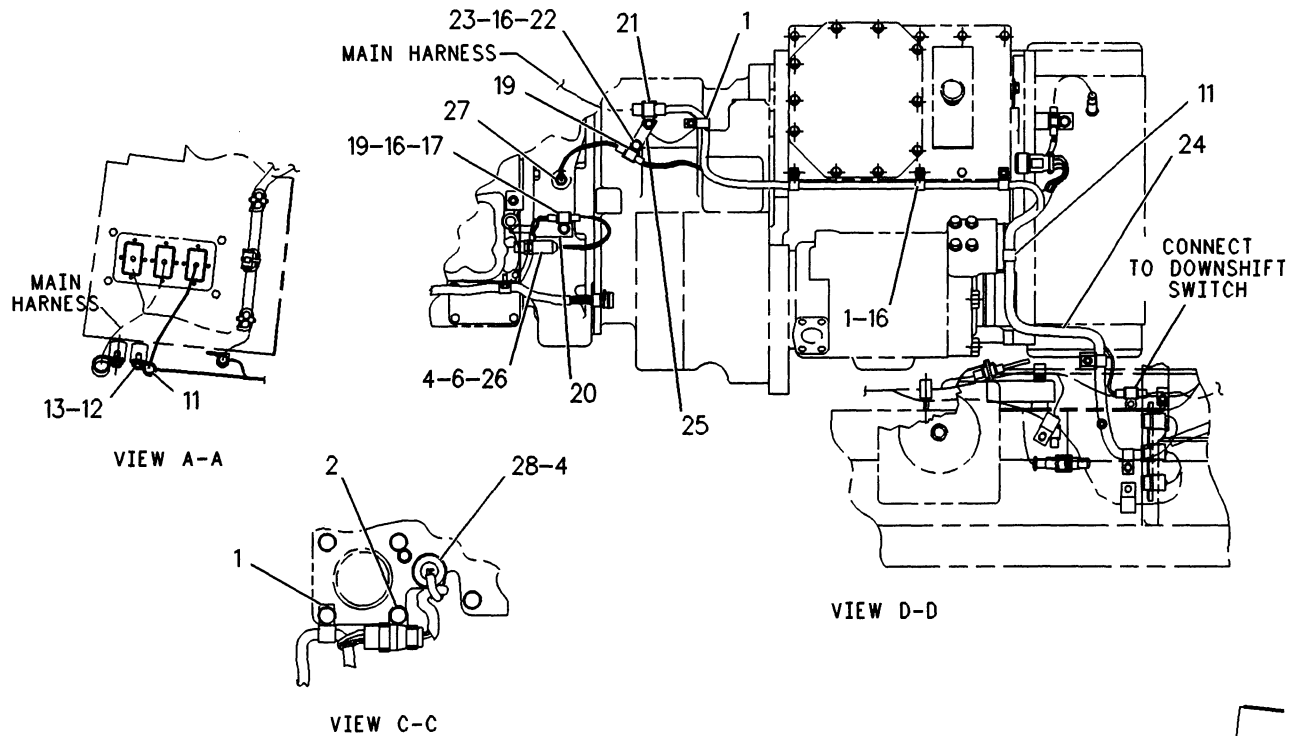
1408

1070020 WIRING GP-ENGINE-PART 2 OF 2

Type 1

Part Of 1190011 Chassis Ar

ELECTRICAL AND STARTING SYSTEM



REFER TO ALL ILLUSTRATIONS OF THIS GROUP FOR AUXILIARY VIEWS

F-626150 CP

1408

1070020 WIRING GP-ENGINE-PART 1 OF 2

Type 2

Part Of 1190011 Chassis Ar

ELECTRICAL AND STARTING SYSTEM

NOTE	REF NO	PART NUMBER	QTY	PART NAME	NOTE	REF NO	PART NUMBER	QTY	PART NAME
		1 8M2770	7	CLIP (12.7 MM ID)					
		2 9X3495	2	CLIP AS					
		8C3334	2	(EACH INCLUDES)					
		4W9972	1	RIVET-TUBULAR					
		3 4W9972	1	SENDER-TEMPERATURE					
		4 3J1907	3	(TRANSMISSION)					
		5 3S2093	2	SEAL-O-RING (11.89MM ID)					
		6 8T3285	2	STRAP-CABLE (1.75IN DIA)					
		7 9M8406	2	ADAPTER					
		8 8T4224	1	CLIP (15.8MM ID)					
		9 4M0061	3	WASHER-HARD (2MM THK)					
		10 1070107	2	BOLT (5/16-18X.750IN)					
		11 8M2773	1	HARNESS AS					
		12 8T4121	1	CLIP (17.46MM ID)					
		13 8T4133	2	WASHER (2.5MM THK)					
		14 8T4835	2	NUT (M10X1.50 THD)					
		15 8T4223	1	BOLT (1/2-13X2IN)					
		16 8T4896	2	WASHER-HARD (3MM THK)					
		17 5M3062	6	WASHER-HARD (2.5MM THK)					
		18 5K0906	1	BOLT (3/8-16X.750IN)					
		19 9G9150	1	BOLT (5/16-18X.625IN)					
		20 6W8946	3	CLIP (TAB)					
		9F2978	2	STRIP AS					
		21 9G9154	1	(EACH INCLUDES)					
		22 4L6454	1	NUT-WELD (3/8-16 THD)					
		23 6V8801	1	CLIP (10.5MM ID)					
		24 1071007	1	BOLT (3/8-16X1.0IN)					
		25 9W8765	1	NUT (3/8-16 THD)					
		26 9X0378	1	HARNESS AS-TRANSMISSION					
		1090267	1	PLATE					
		1310784	1	SWITCH AS-PRESSURE					
		4E2244	1	(ENGINE OIL)					
			1	SENSOR AS-SPEED					
			1	(ENGINE RPM)					
			1	SENSOR GP-TEMPERATURE					
			1	(ENGINE COOLANT TEMP)					
			1	WIRE AS					

C-CHANGE FROM PREVIOUS TYPE
Y-SEPARATE ILLUSTRATION

682775 P

1408

1070020 WIRING GP-ENGINE-PART 1 OF 2

Type 2

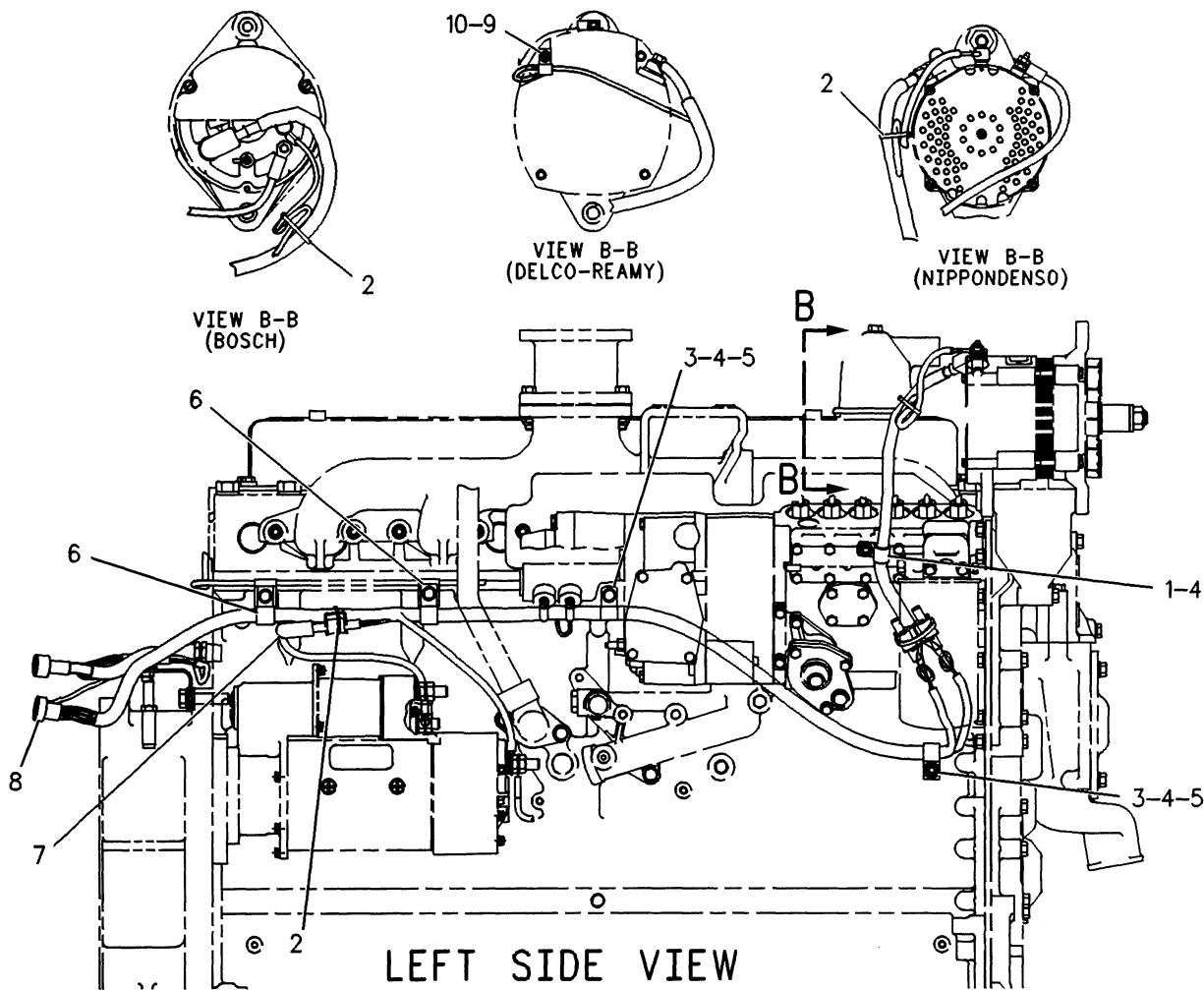
1310784-Page 107

Part Of 1190011 Chassis Ar

130.02

SEBP2402

ELECTRICAL AND STARTING SYSTEM



NOTE	REF NO	PART NUMBER	QTY	PART NAME	NOTE	REF NO	PART NUMBER	QTY	PART NAME
	1	8M2770	1	CLIP (12.7MM ID)					
	2	3S2093	3	STRAP-CABLE (1.75IN DIA)					
	3	9M8406	2	CLIP (15.8MM ID)					
	4	8T4224	3	WASHER-HARD (2MM THK)					
	5	4M0061	2	BOLT (5/16-18X.750IN)					
	6	6D4246	2	CLIP (19.05MM ID)					
	7	6T2217	1	RESISTOR AS					
	8	1085616	1	HARNES AS					
	9	8M2771	1	CLIP					
	10	4B4863	1	WASHER (1.2MM THK)					

F-568275 EP

1408

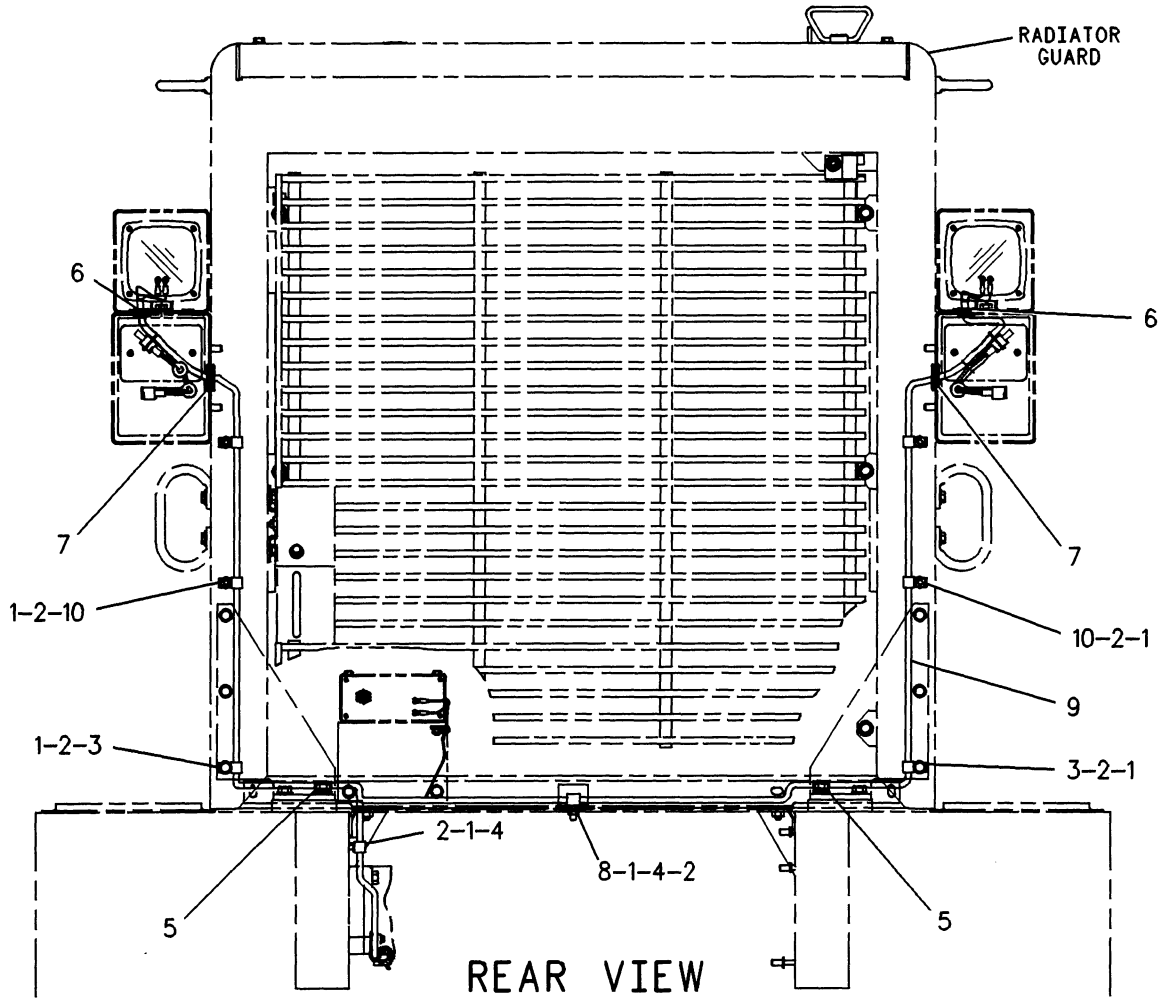
1070020 WIRING GP-ENGINE-PART 2 OF 2

Type 2

Part Of 1190011 Chassis Ar

MEMORANDA

ELECTRICAL AND STARTING SYSTEM



NOTE	REF NO	PART NUMBER	QTY	PART NAME	NOTE	REF NO	PART NUMBER	QTY	PART NAME
		1 8T4896	9	WASHER-HARD (18.5MM)OD					
		2 9M8406	8	CLIP (15.8MM ID)					
M		3 8T4133	2	NUT (M10X1.50 THD)					
		4 6V8801	2	NUT (3MM THK)					
		5 4K8302	3	CLIP					
		6 5P7648	2	GROMMET					
		7 7M3361	2	GROMMET					
		8 9B7237	1	BOLT (3/8-16X1.25IN)					
		9 9U4371	1	HARNESS AS					
M	10	8T4137	4	BOLT (M10X1.50X20MM)					

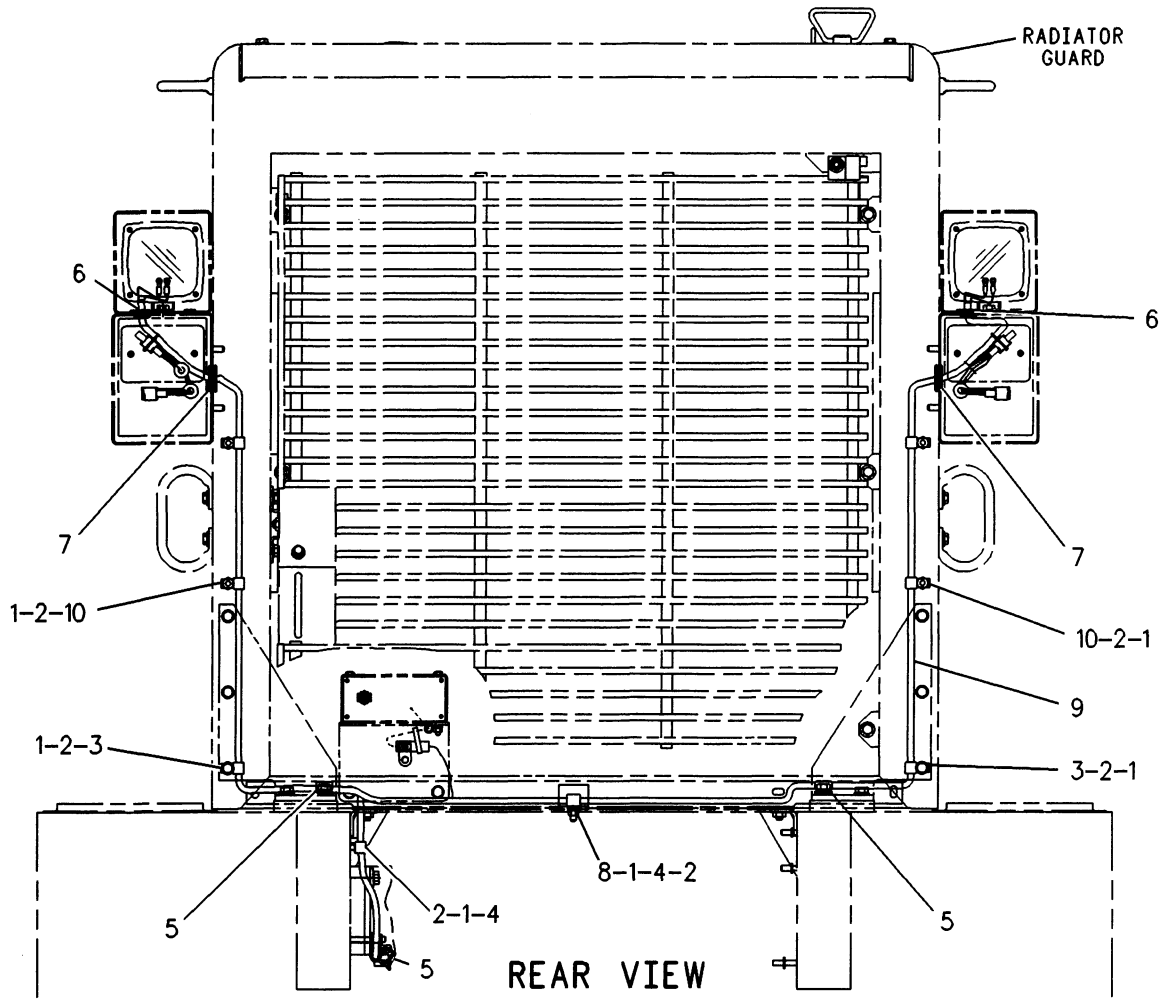
M-METRIC PART

F-563139 EP

1408

713470 WIRING GP-REAR
Type 1
Part Of 1190011 Chassis Ar

ELECTRICAL AND STARTING SYSTEM



NOTE	REF NO	PART NUMBER	QTY	PART NAME	NOTE	REF NO	PART NUMBER	QTY	PART NAME
		1 8T4896	9	WASHER-HARD (2.5MM THK)					
M		2 9M8406	8	CLIP (15.8MM ID)					
		3 8T4133	2	NUT (M10X1.50 THD)					
		4 6V8801	2	NUT (3/8-16 THD)					
		5 4K8302	3	CLIP					
		6 5P7648	2	GROMMET					
		7 7M3361	2	GROMMET					
		8 9B7237	1	BOLT (3/8-16X1.25IN)					
C		9 1282374	1	HARNESS AS-REAR					
M		10 8T4137	4	BOLT (M10X1.50X20MM)					

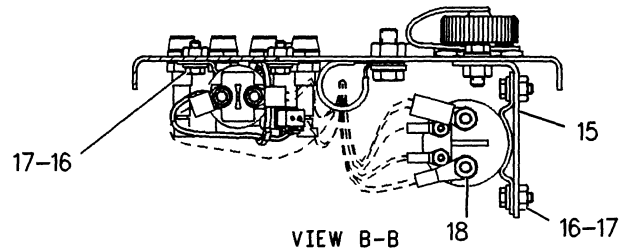
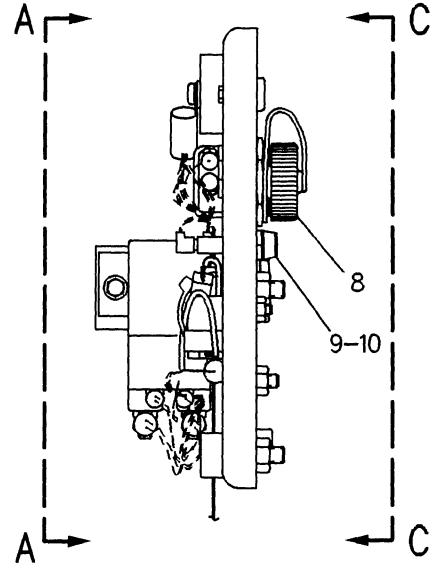
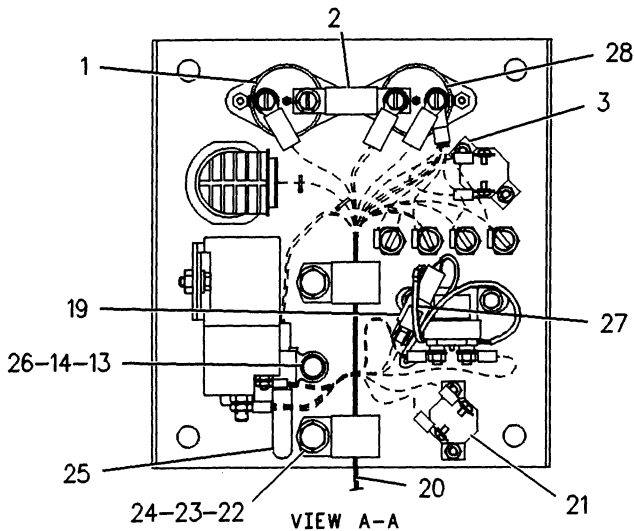
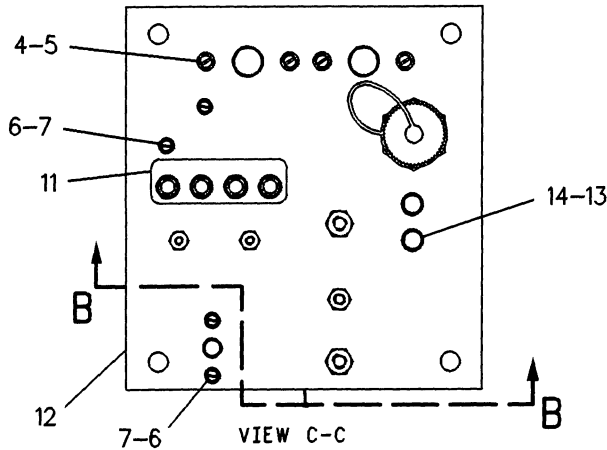
C-CHANGE FROM PREVIOUS TYPE
M-METRIC PART

F-646405 CP

1408

713470 WIRING GP-REAR
Type 2
Part Of 1190011 Chassis Ar

ELECTRICAL AND STARTING SYSTEM



NOTE	REF NO	PART NUMBER	QTY	PART NAME	NOTE	REF NO	PART NUMBER	QTY	PART NAME
	1	9S4693	1	CIRCUIT BREAKER AS (80 AMP) (MAIN)		21	6N8589	1	CIRCUIT BREAKER AS (15 AMP) (ENGINE SHUTDOWN)
	2	7V9275	1	STRAP		22	8T4136	2	BOLT (M10X1.50X25MM)
	3	3T2662	1	CIRCUIT BREAKER AS (15 AMP) (RUNNING LAMP)	M	23	8T4121	2	WASHER (2.5MM THK)
	4	5L4507	4	SCREW-MACHINE (10-32X.875IN)		24	4S1962	2	CLIP (25.4MM ID)
	5	4B4274	4	WASHER (1.2MM THK)		25	6T2217	1	RESISTOR AS
	6	5M6668	4	SCREW-MACHINE (8-32X.75IN)		26	9G9150	1	CLIP (10.2MM ID)
	7	4B4863	4	WASHER (1.2MM THK)		27	3S2093	1	STRAP-CABLE (1.75IN DIA)
	8	9G4360	1	CAP-CONNECTOR		28	9S4693	1	CIRCUIT BREAKER AS (80 AMP)(ALTERNATOR)
	9	4K5122	4	HOLDER AS-FUSE					
	10	3K8782	4	FUSE					
	11	4E2355	1	INLAY					
	12	8R7931	1	PLATE AS					
M	13	8T4189	3	BOLT (M8X1.25X20MM)					
	14	8T4224	3	WASHER-HARD (2MM THK)					
	15	8R7933	1	PLATE AS					
M	16	5C9553	4	BOLT (M6X1.0X16MM)					
	17	8T4205	4	WASHER-HARD (2MM THK)					
	18	3T0376	1	SWITCH AS-MAGNETIC (MAIN POWER RELAY)					
Y	19	3E0075	1	SWITCH AS-MAGNETIC (START RELAY)					
	20	1070066	1	HARNESS AS					

M-METRIC PART
Y-SEPARATE ILLUSTRATION

F-634665 CP

1408

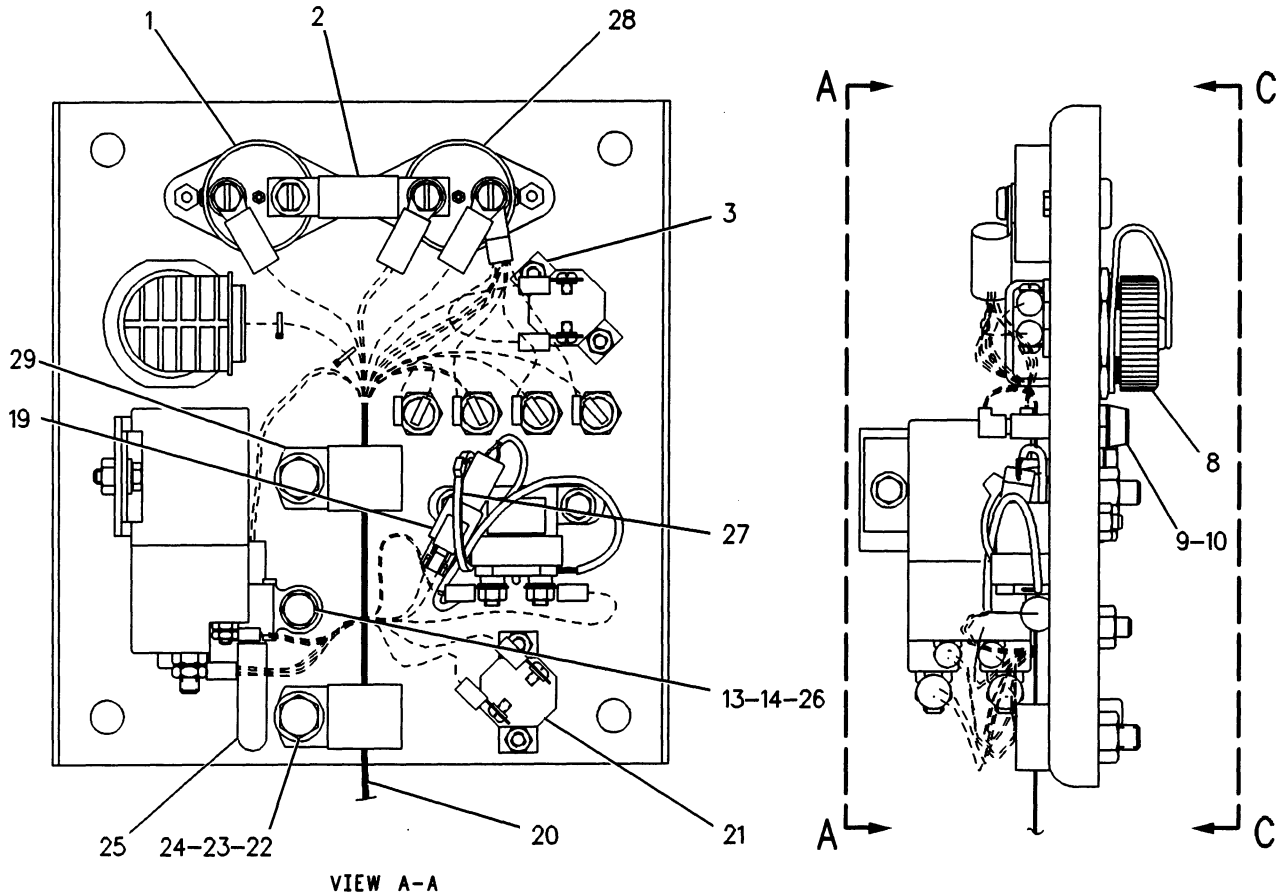
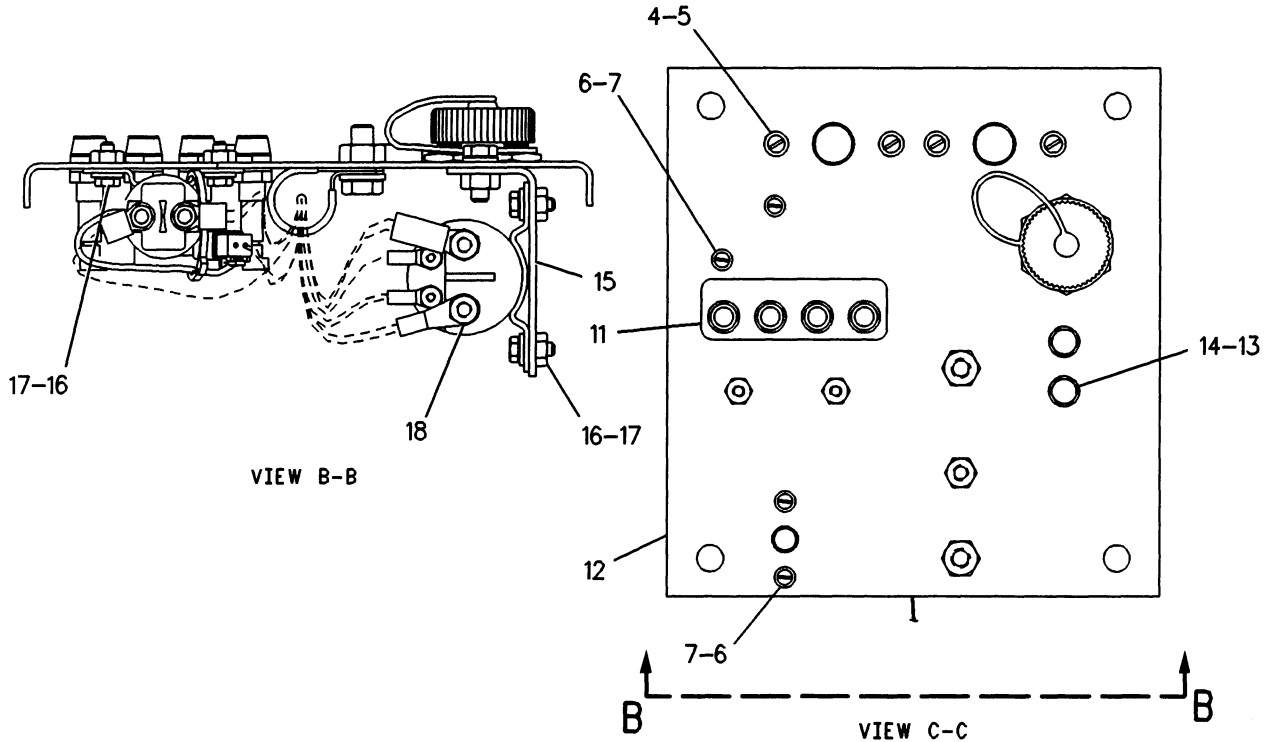
1070006 WIRING GP-RELAY PANEL

S/N 1GN1-294

3E0075-Page 118

Part Of 1256999 Battery & Wiring

ELECTRICAL AND STARTING SYSTEM



F-689437 CP

1408

1070006 WIRING GP-RELAY PANEL
S/N 1GN295-Up
Part Of 1256999 Battery & Wiring

ELECTRICAL AND STARTING SYSTEM

NOTE	REF NO	PART NUMBER	QTY	PART NAME	NOTE	REF NO	PART NUMBER	QTY	PART NAME
	1	9S4693	1	CIRCUIT BREAKER AS (80 AMP)(MAIN)		29	6V1889	1	CLIP (28.58MM ID)
		1H3244	2	LOCKWASHER					
		6V8365	2	SCREW-MACHINE (1/4-28X.5IN)					
	2	7V9275	1	STRAP					
	3	3T2662	1	CIRCUIT BREAKER AS (15 AMP)(RUNNING LAMP)					
		6V8376	2	SCREW-MACHINE (8-32X.25IN)					
		9B7233	2	LOCKWASHER					
	4	5L4507	4	SCREW-MACHINE (10-32X.875IN)					
	5	4B4274	4	WASHER (1.2MM THK)					
	6	5M6668	4	SCREW-MACHINE (8-32X.75IN)					
	7	4B4863	4	WASHER (1.2MM THK)					
	8	9G4360	1	CAP-CONNECTOR					
	9	4K5122	4	HOLDER AS-FUSE (EACH INCLUDES) CAP-FUSE HOLDER					
		1390178	1	CAP-FUSE HOLDER					
	10	3K8782	4	FUSE (10 AMP)					
	11	4E2355	1	INLAY					
	12	8R7931	1	PLATE AS					
M		6V9632	2	NUT-WELD (M6X1 THD)					
M		8T3490	2	NUT-WELD (M10X1.5 THD)					
M		8T3612	1	NUT-WELD (M8X1.25 THD)					
M	13	8T4189	3	BOLT (M8X1.25X20MM)					
	14	8T4224	3	WASHER-HARD (2MM THK)					
	15	8R7933	1	PLATE AS					
M		6V9632	2	NUT-WELD (M6X1 THD)					
M		8T3612	2	NUT-WELD (M8X1.25 THD)					
M	16	5C9553	4	BOLT (M6X1.0X16MM)					
	17	8T4205	4	WASHER-HARD (2MM THK)					
	18	3T0376	1	SWITCH AS-MAGNETIC (MAIN POWER RELAY)					
		4F2294	2	NUT-JAM (5/16-24 THD)					
		6V8186	2	NUT-FULL (5/16-24 THD)					
		6V8378	2	NUT (10-32 THD)					
Y	19	3E0075	1	SWITCH AS-MAGNETIC (START RELAY)					
C	20	1339690	1	HARNESS AS MAIN					
	21	6N8589	1	CIRCUIT BREAKER AS (15 AMP) (ENGINE SHUTDOWN)					
		6V8376	2	SCREW-MACHINE (8-32X.25IN)					
		9B7233	2	LOCKWASHER					
M	22	8T4136	2	BOLT (M10X1.50X25MM)					
	23	8T4121	2	WASHER (2.5MM THK)					
	24	4S4455	1	CLIP (31.75MM ID)					
	25	6T2217	1	RESISTOR AS					
BD		5P5677	1	WIRE (18 GA)					
		7N7779	1	SOCKET					
		7N7780	1	PIN-CONNECTOR					
		7N9737	1	HOUSING-PLUG					
	26	9G9150	1	CLIP (10.2MM ID)					
	27	3S2093	1	STRAP-CABLE (1.75IN DIA)					
	28	9S4693	1	CIRCUIT BREAKER AS (80 AMP)(ALTERNATOR)					
		1H3244	2	LOCKWASHER					
		6V8365	2	SCREW-MACHINE (1/4-28X.5IN)					

B-USE AS REQUIRED
 C-CHANGE FROM PREVIOUS TYPE
 D-ORDER BY THE METER
 M-METRIC PART
 Y-SEPARATE ILLUSTRATION

689438 CP

1408

1070006 WIRING GP-RELAY PANEL
 S/N 1GN295-Up
 3E0075-Page 118
 Part Of 1256999 Battery & Wiring

MEMORANDA

POWER TRAIN

	PAGE
2 9U2788 BRAKE & PLANETARY GP.....	135
1 9C8184 DIFFERENTIAL GP.....	142
1 1191083 GEAR GP-BEVEL.....	147
1 1282566 HOUSING GP-FIXED AXLE.....	154

625495 P

3278

1282565 AXLE AR-FIXED
Part Of 1190411 Power Train Ar

	PAGE
1 1191200 DIFFERENTIAL GP.....	142
1 1191083 GEAR GP-BEVEL.....	147
2 1282567 GEAR GP-PLANETARY.....	152
1 1282566 HOUSING GP-FIXED AXLE.....	154

625720 P

1337609 AXLE AR-NOSPIN
An Attachment

POWER TRAIN

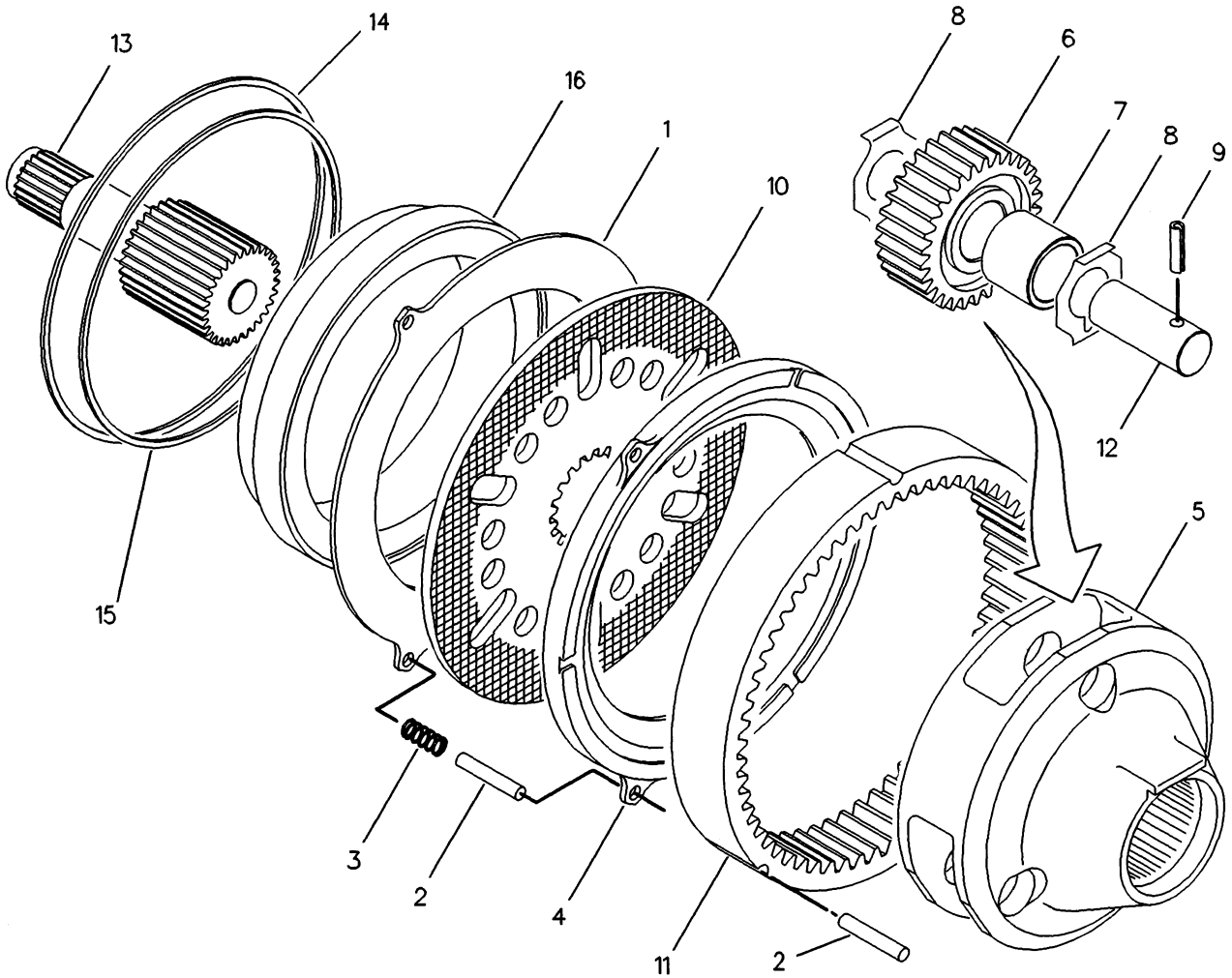
	PAGE
1 9C8184 DIFFERENTIAL GP.....	142
1 1191083 GEAR GP-BEVEL.....	147
2 1191095 GEAR GP-PLANETARY.....	151
1 1191089 HOUSING GP-OSCILLATING AXLE.....	156

625490 P

3278

1191086 AXLE AR-OSCILLATING
Part Of 1190411 Power Train Ar

POWER TRAIN



NOTE	REF NO	PART NUMBER	QTY	PART NAME	NOTE	REF NO	PART NUMBER	QTY	PART NAME
C	1	1003597	1	PLATE-REACTION					
	2	9M4335	7	DOWEL-REACTION					
	3	8R0923	3	SPRING					
	4	8R0942	1	PLATE-REACTION					
	5	9C6027	1	CARRIER-PLANETARY					
	6	9U2787	3	GEAR-PLANETARY (30 TEETH)					
	7	9C6029	3	BEARING-PLANETARY					
	8	9C6030	6	WASHER-THRUST					
	9	8T2925	3	PIN-SPRING					
C	10	6I8030	1	DISC-FRICTION					
	11	1101488	1	GEAR-RING (81 TEETH)					
	12	8R3252	3	SHAFT-PLANETARY					
	13	9U2786	1	GEAR-SUN (18 TEETH)					
	14	1173271	1	SEAL AS					
	15	8R9809	1	SEAL					
C	16	1003596	1	PISTON					

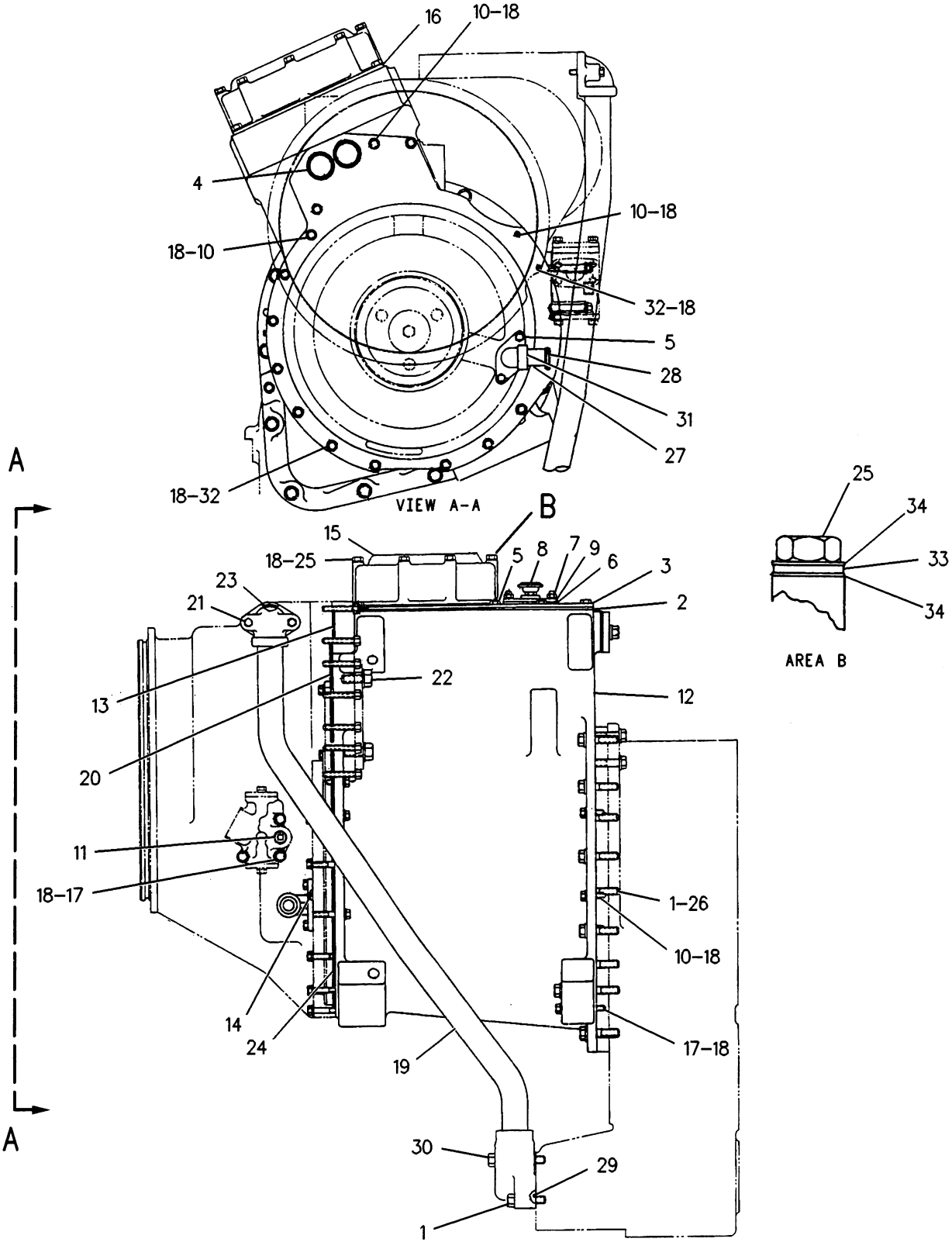
C-CHANGE FROM PREVIOUS TYPE

F-592806 CP

4132

9U2788 BRAKE & PLANETARY GP
Part Of 1282565 Axle Ar-Fixed

POWER TRAIN



R-566529 EP

3188

8E7566 CASE & PARTS GP-PLANETARY
 Transmission S/N 1YY1-Up
 Part Of 1223774 Transmission Ar

POWER TRAIN

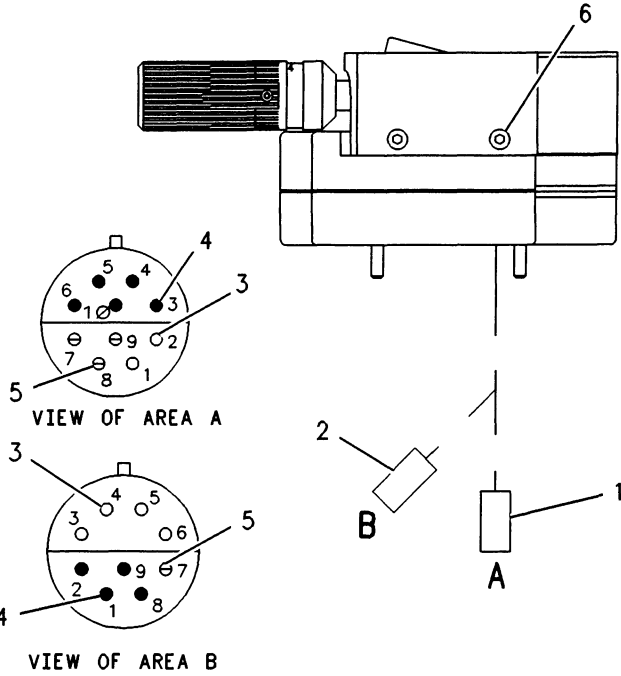
NOTE	REF NO	PART NUMBER	QTY	PART NAME	NOTE	REF NO	PART NUMBER	QTY	PART NAME
	1	2B0947	14	BOLT (1/2-13X2.25IN)					
	2	3P3461	1	GASKET-COVER					
	3	8E4930	1	COVER AS					
		9F2978	3	NUT-WELD (3/8-16 THD)					
		7M7794	6	STUD-WELD					
	4	4F7389	2	SEAL-O-RING (37.47MM ID)					
	5	OL1351	13	BOLT (3/8-16X.875IN)					
	6	8E4925	1	GASKET					
	7	9S8752	6	NUT-FULL (3/8-16 THD)					
	8	9G5127	1	BREATHER (PRESSURE RELIEF)					
	9	8E4956	1	COVER AS					
		5P3494	1	BOSS-PIPE					
	10	OS1588	6	BOLT (3/8-16X1.25IN)					
	11	8T6762	1	PLUG-PIPE					
	12	8E7569	1	CASE-TRANSMISSION					
	13	7F8267	1	SEAL-O-RING (.47.2MM ID)					
	14	3H1461	1	SEAL-O-RING (34.52MM ID)					
	15	8E4928	1	COVER					
	16	8E4929	1	GASKET					
	17	OS1619	5	BOLT (3/8-16X3IN)					
	18	5M2894	31	WASHER (2.5MM THK)					
	19	1238352	1	TUBE AS					
	20	1J2176	1	SEAL-O-RING					
	21	OS1590	9	BOLT (3/8-16X2IN)					
	22	OS1566	2	BOLT (5/8-11X1.5IN)					
		4D3704	2	WASHER-HARD (5MM THK)					
	23	7F8268	1	SEAL-O-RING (53.57MM ID)					
	24	5P9806	1	SEAL-O-RING (430.66MM ID)					
	25	OS1608	10	BOLT (3/8-16X3.75IN)					
	26	5P8245	13	WASHER (3MM THK)					
	27	9U8810	1	SLEEVE					
	28	5P3456	2	SEAL-O-RING					
	29	1P3707	1	SEAL-RECTANGULAR (54.2MM ID)					
	30	1D4566	1	BOLT (1/2-13X3.5IN)					
	31	9P9083	1	ELBOW					
	32	OL2070	13	BOLT (3/8-16X2.25IN)					
	33	3S0004	3	WASHER					
	34	9S1018	6	WASHER					

626154 CP

3188

8E7566 CASE & PARTS GP-PLANETARY
Transmission S/N 1YY1-Up
Part Of 1223774 Transmission Ar

POWER TRAIN



NOTE	REF NO	PART NUMBER	QTY	PART NAME
	1	9G3673	1	HOUSING-RECEPTACLE
	2	9G3668	1	HOUSING-PLUG
	3	7N7779	6	SOCKET
	4	7N7780	9	PIN-CONNECTOR (BLADE)
	5	9G3695	4	PLUG-SEAL
M	6	6V9673	4	SCREW-MACHINE (M5X0.8 THD)

M-METRIC PART

F-625707 CP

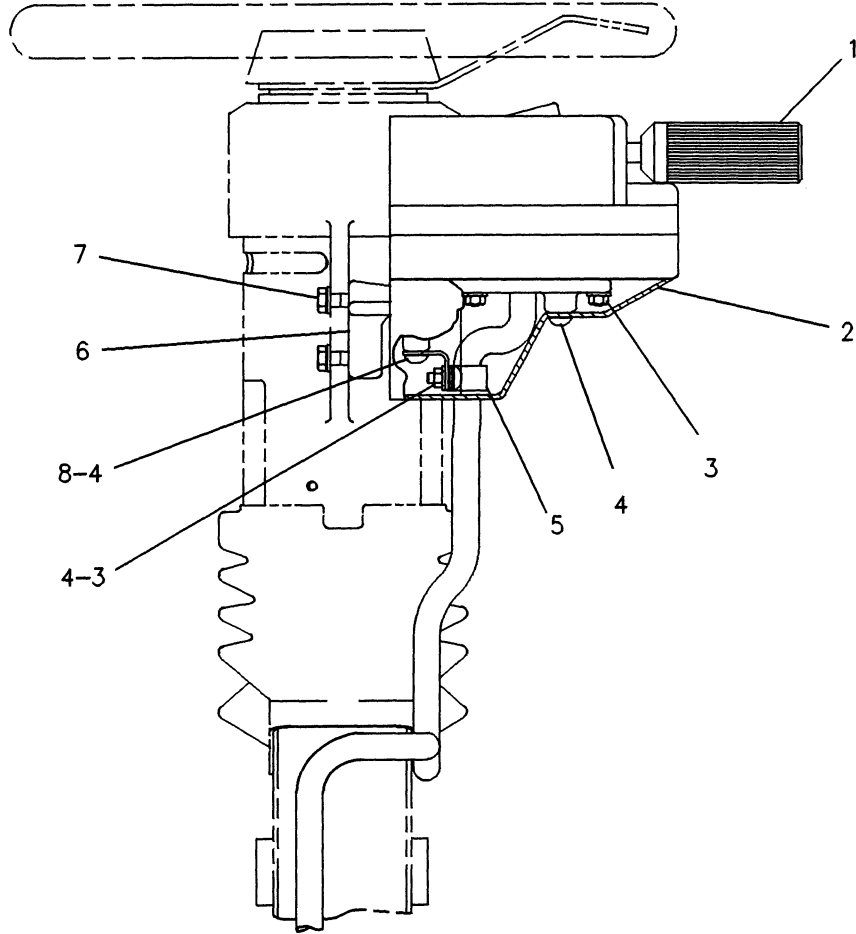
3178

1076219 CONTROL GP-TRANSMISSION

S/N 1GN1-267

Part Of 1083029 Control-Transmission

POWER TRAIN



FRONT VIEW

NOTE	REF NO	PART NUMBER	QTY	PART NAME	NOTE	REF NO	PART NUMBER	QTY	PART NAME
Y	1	1076219	1	CONTROL GP-TRANSMISSION					
	2	1082556	1	COVER-SHIFT					
M	3	5C2890	5	NUT (M6X1.00 THD)					
	4	8T4205	5	WASHER-HARD (2MM THK)					
M	4	9X2044	4	SCREW-TRUSS HEAD					
	5	6V4369	1	CLIP					
	6	4E0363	1	BRACKET					
M	7	8T7547	2	BOLT (M8X1.25X30MM)					
	8	8T4224	2	WASHER-HARD (2MM THK)					
	8	4E4710	1	BRACKET					

M-METRIC PART
Y-SEPARATE ILLUSTRATION

F-566543 EP

3178

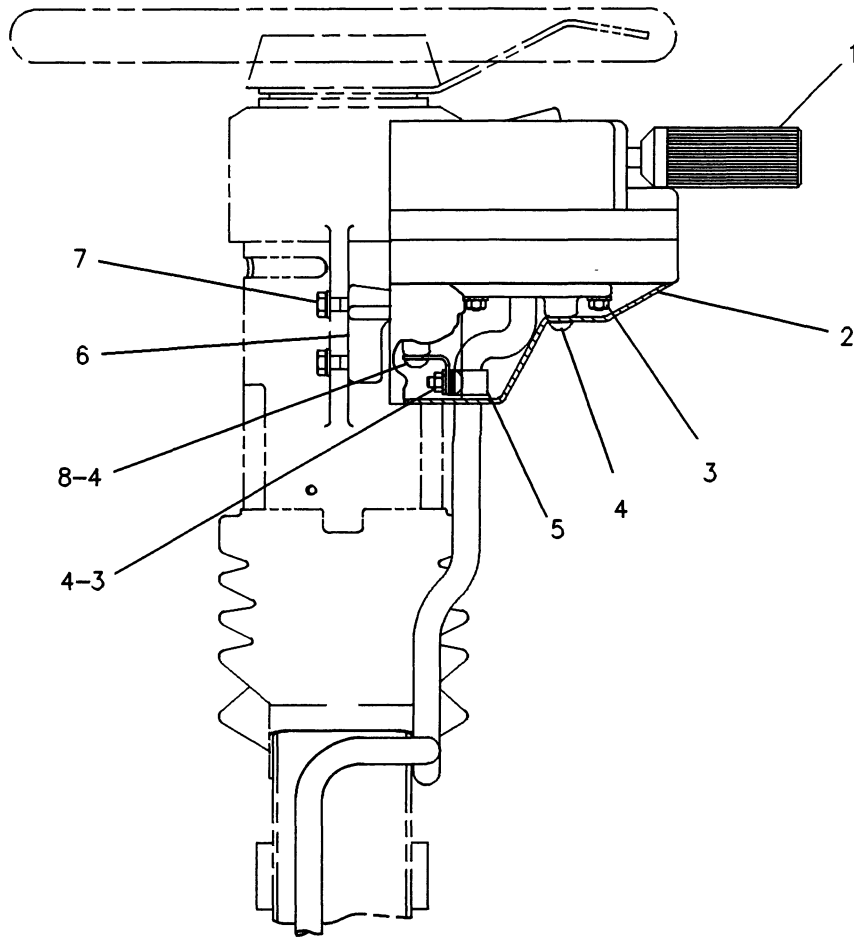
1083029 CONTROL GP-TRANSMISSION

S/N 1GN1-267

1076219-Page 138

Part Of 1213065 Operator Ar, 1231145 Operator Ar-Open ROPS

POWER TRAIN



FRONT VIEW

NOTE	REF NO	PART NUMBER	QTY	PART NAME	NOTE	REF NO	PART NUMBER	QTY	PART NAME
CY	1	1367823	1	CONTROL GP-TRANSMISSION					
	2	1082556	1	COVER-SHIFT					
M	3	5C2890	5	NUT (M6X1.00 THD)					
		8T4205	5	WASHER-HARD (2MM THK)					
M	4	9X2044	4	SCREW-TRUSS HEAD					
	5	6V4369	1	CLIP					
	6	4E0363	1	BRACKET					
M	7	8T7547	2	BOLT (M8X1.25X30MM)					
		8T4224	2	WASHER-HARD (2MM THK)					
	8	4E4710	1	BRACKET					

C-CHANGE FROM PREVIOUS TYPE
M-METRIC PART
Y-SEPARATE ILLUSTRATION

F-673602 CP

3178

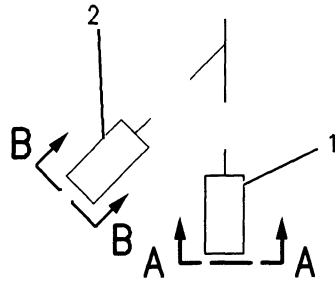
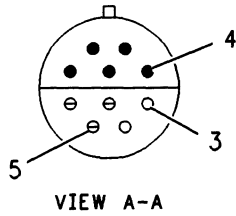
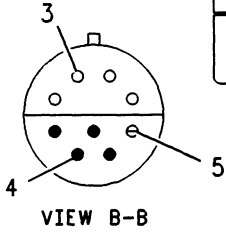
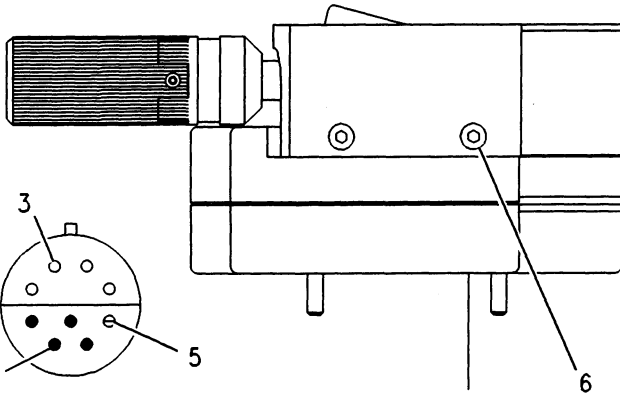
1083029 CONTROL GP-TRANSMISSION

S/N 1GN268-Up

1367823-Page 139.02

Part Of 1213065 Operator Ar, 1231145 Operator Ar-Open ROPS

POWER TRAIN

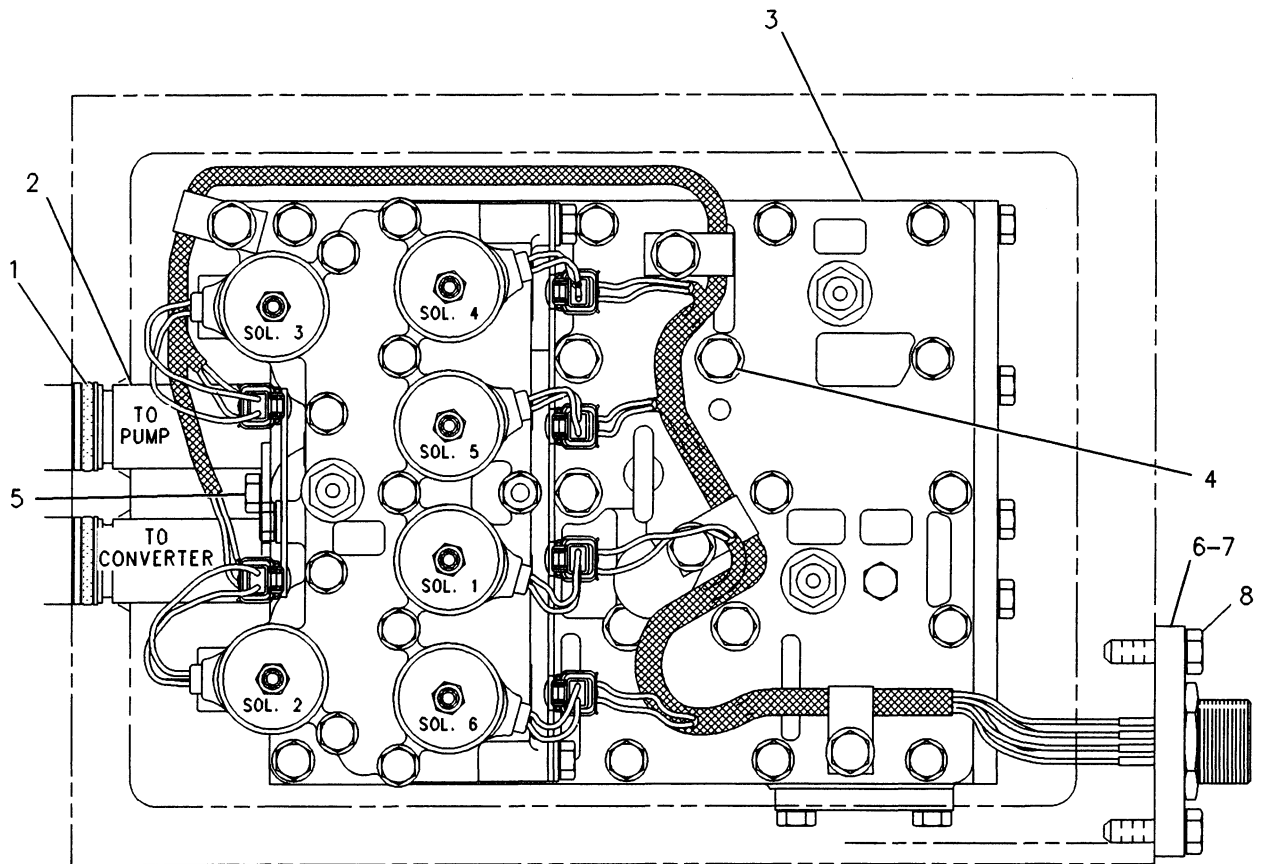


NOTE	REF NO	PART NUMBER	QTY	PART NAME
	1	9G3673	4	HOUSING-RECEPTACLE
	2	9G3668	1	HOUSING-PLUG
	3	7N7779	6	SOCKET
	4	7N7780	9	PIN-CONNECTOR (BLADE)
	5	9G3695	4	PLUG-SEAL
	6	6V9673	4	SCREW-MACHINE (M5X0.8 THD)

F-673603 CP

1367823 CONTROL GP-TRANSMISSION
 S/N 1GN268-Up
 Part Of 1083029 Control-Transmission

POWER TRAIN



NOTE	REF NO	PART NUMBER	QTY	PART NAME	NOTE	REF NO	PART NUMBER	QTY	PART NAME
Y	1	8M4432	4	SEAL-O-RING					
	2	1078449	2	SLEEVE					
	3	1227188	1	VALVE GP-TRANSMISSION CONTROL (TRANSMISSION CONTROL)					
	4	6B1557	4	BOLT (3/8-16X7.5IN)					
		5M2894	4	WASHER (2.5MM THK)					
	5	8L5922	1	BOLT-LOCKING (5/16-18X.563IN)					
		4F3714	1	WASHER					
	6	1046729	1	RETAINER					
7	1046730	1	GASKET						
8	1A2029	2	BOLT (3/8-16X1.125IN)						

Y-SEPARATE ILLUSTRATION

F-624811 CP

1408

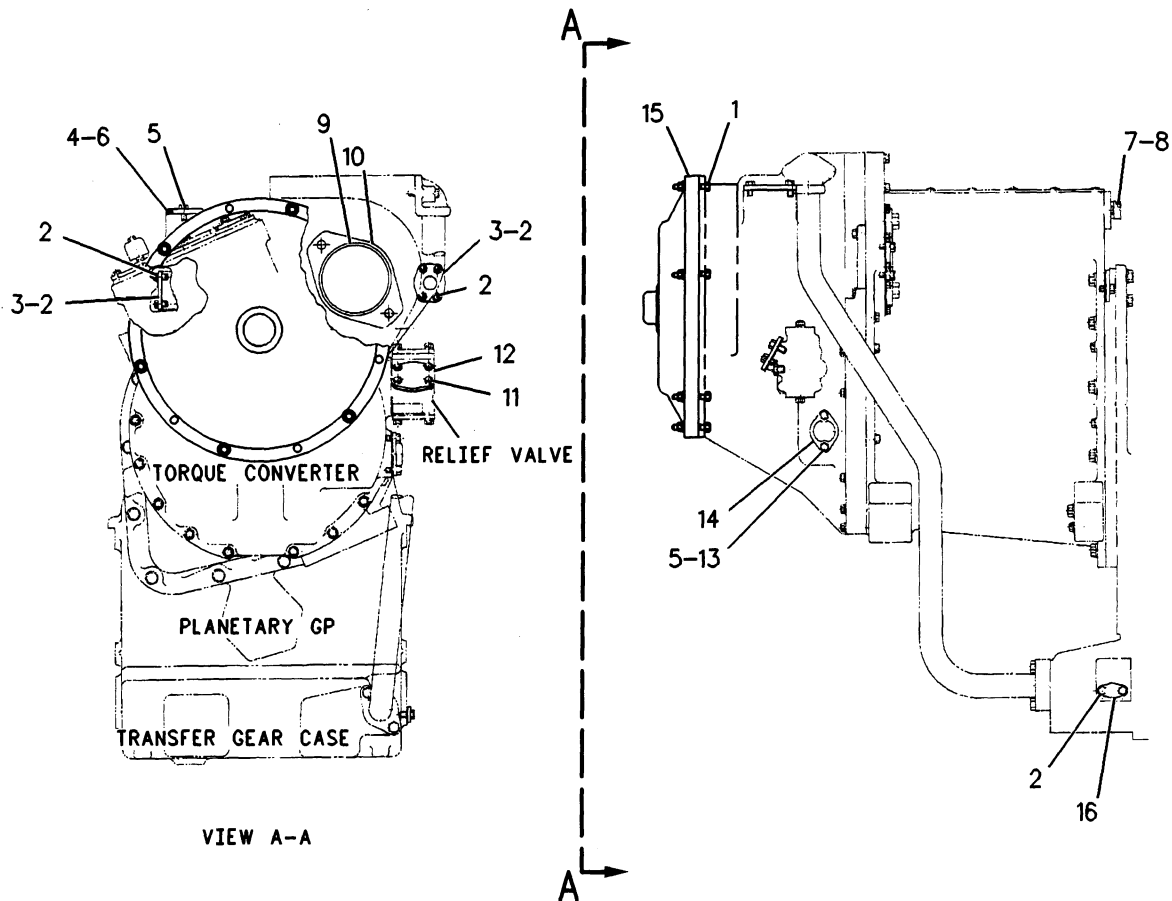
1227187 CONTROL GP-TRANSMISSION HYD

Transmission S/N 1YY1-Up

1227188-Page 180

Part Of 1223774 Transmission Ar

POWER TRAIN



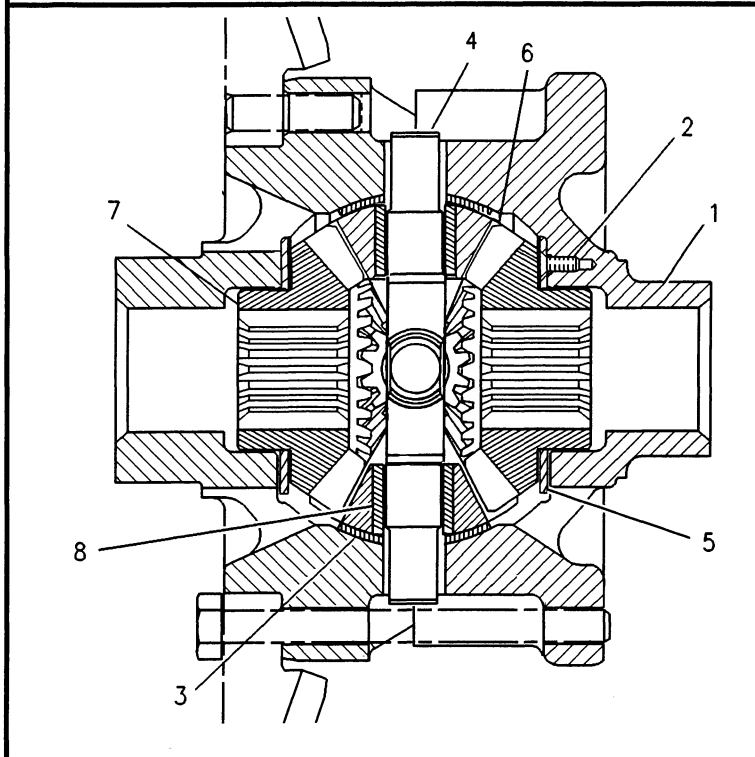
NOTE	REF NO	PART NUMBER	QTY	PART NAME	NOTE	REF NO	PART NUMBER	QTY	PART NAME
	1	9S8752	6	NUT-FULL (3/8-16 THD)					
		OL2070	6	BOLT (3/8-16X2.25IN)					
		6V5839	6	WASHER (2.5MM THK)					
	2	OS0509	10	BOLT (3/8-16X.75IN)					
	3	1S2176	2	COVER					
		9M6974	2	GASKET					
	4	7F8268	1	SEAL-O-RING (53.57MM ID)					
	5	OL1351	4	BOLT (3/8-16X.875IN)					
	6	4S5971	1	COVER					
	7	3D2992	1	SEAL					
	8	3E4046	1	PLUG					
	9	3F5792	1	SEAL-O-RING (129.77MM ID)					
	10	5M1152	1	COVER					
	11	OTO318	4	BOLT (7/16-14X1IN)					
	12	1S3725	1	COVER					
		8E7366	1	GASKET					
	13	5M2894	2	WASHER (2.5MM THK)					
	14	6I8897	1	COVER					
		6I9783	1	GASKET					
	15	7G2132	1	COVER					
	16	5M3154	1	COVER					
		1S6595	1	GASKET					

R-626368 CP

1151

618898 COVER GP-SHIPPING
Transmission S/N 1YY1-Up
Part Of 1223774 Transmission Ar

POWER TRAIN



NOTE	REF NO	PART NUMBER	QTY	PART NAME
C	1	1279096	1	CASE AS-DIFFERENTIAL
MC	2	1271960	4	SCREW-FLAT HEAD
	3	4V5397	4	WASHER-THRUST
	4	4V5392	1	SPIDER
C	5	1279095	2	WASHER-THRUST
	6	9C6016	4	PINION-DIFFERENTIAL BEVEL
	7	9C9748	2	GEAR-DIFFERENTIAL BEVEL (16 TEETH)
	8	8R1088	4	BEARING-SLEEVE

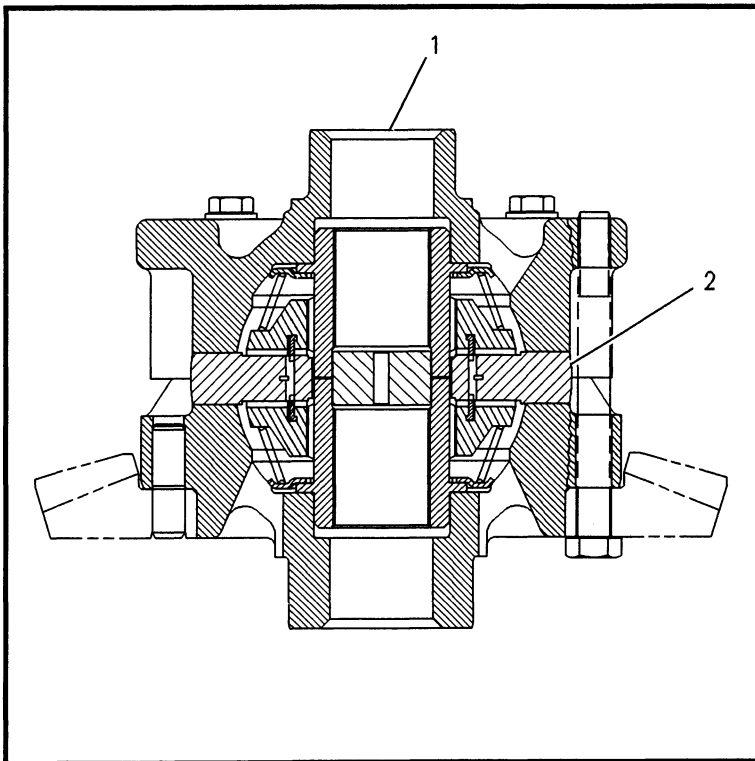
C-CHANGE FROM PREVIOUS TYPE
M-METRIC PART

F-621848 CP

3258

9C8184 DIFFERENTIAL GP-FRONT & REAR

Part Of 1282565 Axle Ar-Fixed, 1191086 Axle Ar-Oscillating



NOTE	REF NO	PART NUMBER	QTY	PART NAME
	1	1279096	1	CASE AS-DIFFERENTIAL
Y	2	8R8796	1	DIFFERENTIAL GP-NOSPIN

Y-SEPARATE ILLUSTRATION

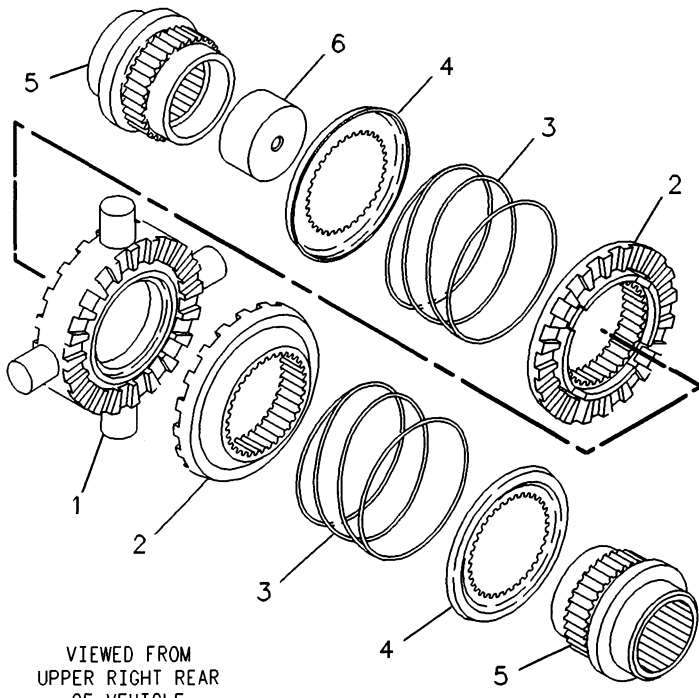
F-625991 CP

3265

1191200 DIFFERENTIAL GP

8R8796-Page 143
Part Of 1337609 Axle Ar-Nospin
An Attachment

POWER TRAIN



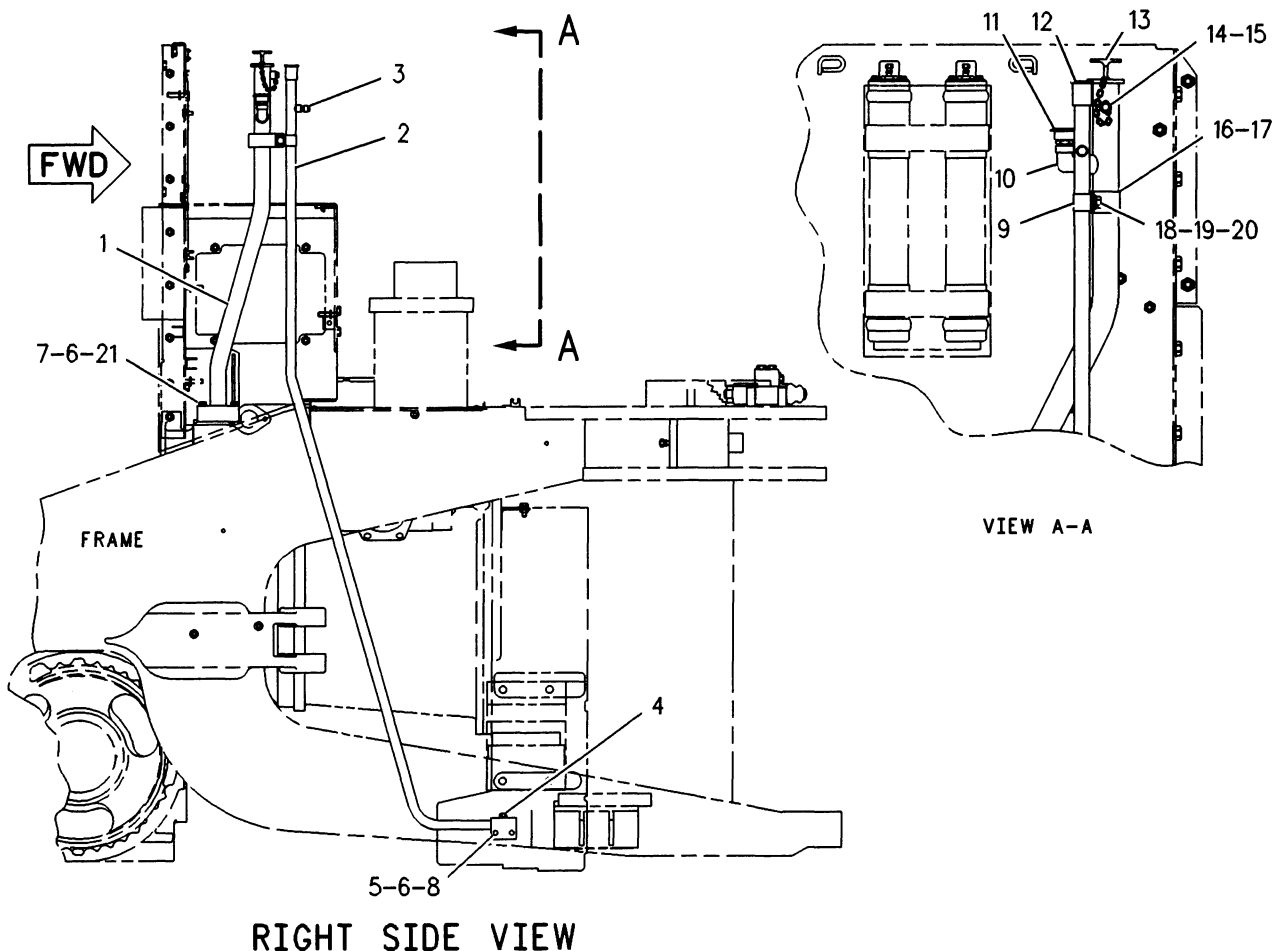
NOTE	REF NO	PART NUMBER	QTY	PART NAME
	1	9C6543	1	SPIDER AS
	2	8W6885	2	CLUTCH AS
	3	8W6886	2	SPRING
	4	8W6887	2	RETAINER
	5	8R8795	2	GEAR-SIDE
	6	8R8797	1	BLOCK-SPACER

F-492746 EP

3265

8R8796 DIFFERENTIAL GP-NOSPIN-REAR
Part Of 1191200 Differential
An Attachment

POWER TRAIN



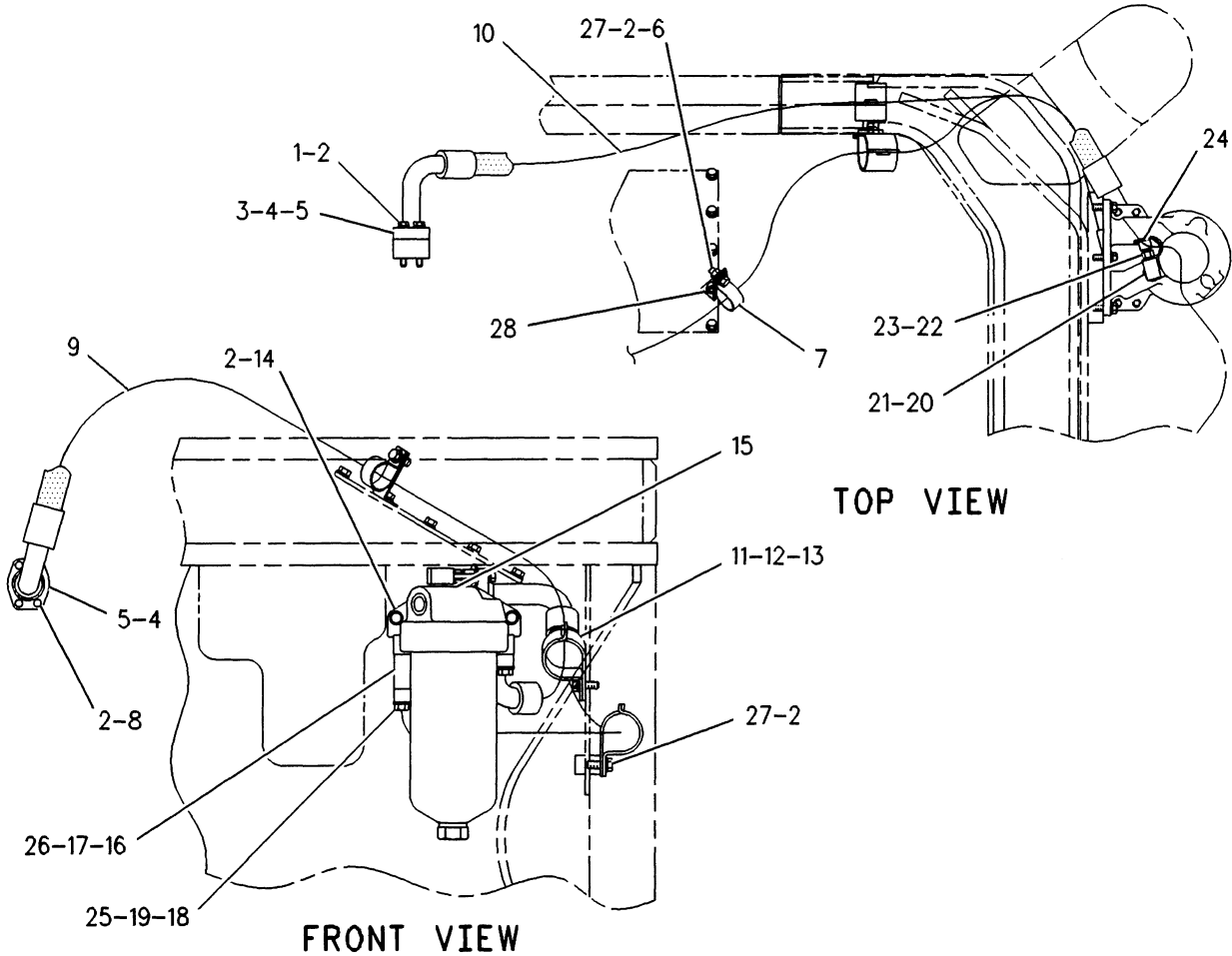
NOTE	REF NO	PART NUMBER	QTY	PART NAME	NOTE	REF NO	PART NUMBER	QTY	PART NAME
	1	1223499	1	TUBE AS (OIL FILL)					
	2	1223500	1	TUBE AS (BREATHER)					
	3	3K6905	1	VALVE-BREATHER					
	4	5M6213	1	PLUG					
	5	5S7383	2	BOLT (3/8-16X1.75IN)					
	6	8T4896	4	WASHER-HARD (2.5MM THK)					
	7	1P3707	1	SEAL-RECTANGULAR (54.2MM ID)					
	8	4K5537	1	GASKET					
	9	5K0461	1	CLIP					
	10	7J8611	1	ELBOW					
	11	9G5127	1	BREATHER (PRESSURE RELIEF)					
	12	1223501	1	PLUNGER AS					
	13	6G9333	1	CAP-OIL FILLER					
	14	6V1322	1	BOLT (1/4-20X.375IN)					
	15	8T4205	1	WASHER-HARD (2MM THK)					
	16	7K1401	1	CLIP					
	17	7K1402	1	BRACKET					
	18	9B7237	1	BOLT (3/8-16X1.25IN)					
	19	5P1075	2	WASHER-HARD (3MM THK)					
	20	6V8801	1	NUT (3/8-16 THD)					
	21	8T9377	2	BOLT (3/8-16X2.25IN)					

F-627714 CP

3005

1213177 FILLER GP-POWER TRAIN OIL
Part Of 1190411 Power Train Ar

POWER TRAIN



NOTE	REF NO	PART NUMBER	QTY	PART NAME	NOTE	REF NO	PART NUMBER	QTY	PART NAME
	1	4L6459	4	BOLT (3/8-16X2.5IN)		27	8T2502	3	BOLT (3/8-16X1.125IN)
	2	8T4896	15	WASHER-HARD (2.5MM THK)		28	3V0778	1	BRACKET
	3	7T8593	1	BLOCK					
	4	1P4577	4	FLANGE-HALF					
	5	4J0520	3	SEAL-O-RING (32.92MM ID)					
	6	6V8801	1	NUT (3/8-16 THD)					
	7	7D7233	1	CLIP (38.1MM ID)					
	8	5S7382	4	BOLT (3/8-16X1.375IN)					
I	9	7I3635	1	HOSE AS					
	10	1354737	1	HOSE AS					
	11	5P7468	2	CLIP (SLOT)					
	12	5P7469	2	CLIP (TAB)					
	13	5P8444	2	GROMMET					
	14	9B7237	3	BOLT (3/8-16X1.25IN)					
Y	15	6P4603	1	FILTER GP-TRANSMISSION					
	16	1P4578	4	FLANGE					
	17	4J0522	3	SEAL-O-RING (37.69MM ID)					
	18	7X0316	4	BOLT (7/16-14X3.50IN)					
	19	8T5360	8	WASHER (2.5MM THK)					
	20	8C6712	1	ELBOW					
	21	3J1907	1	SEAL-O-RING (11.89MM ID)					
	22	8C3446	1	VALVE-FLUID SAMPLING					
	23	3J7354	1	SEAL-O-RING (8.92MM ID)					
	24	8C3447	1	CAP-DUST					
	25	7X0315	4	BOLT (7/16-14X3.25IN)					
	26	4E9821	1	SPACER					

I-SEE HOSE FABRICATION GUIDE
Y-SEPARATE ILLUSTRATION

F-658707 CP

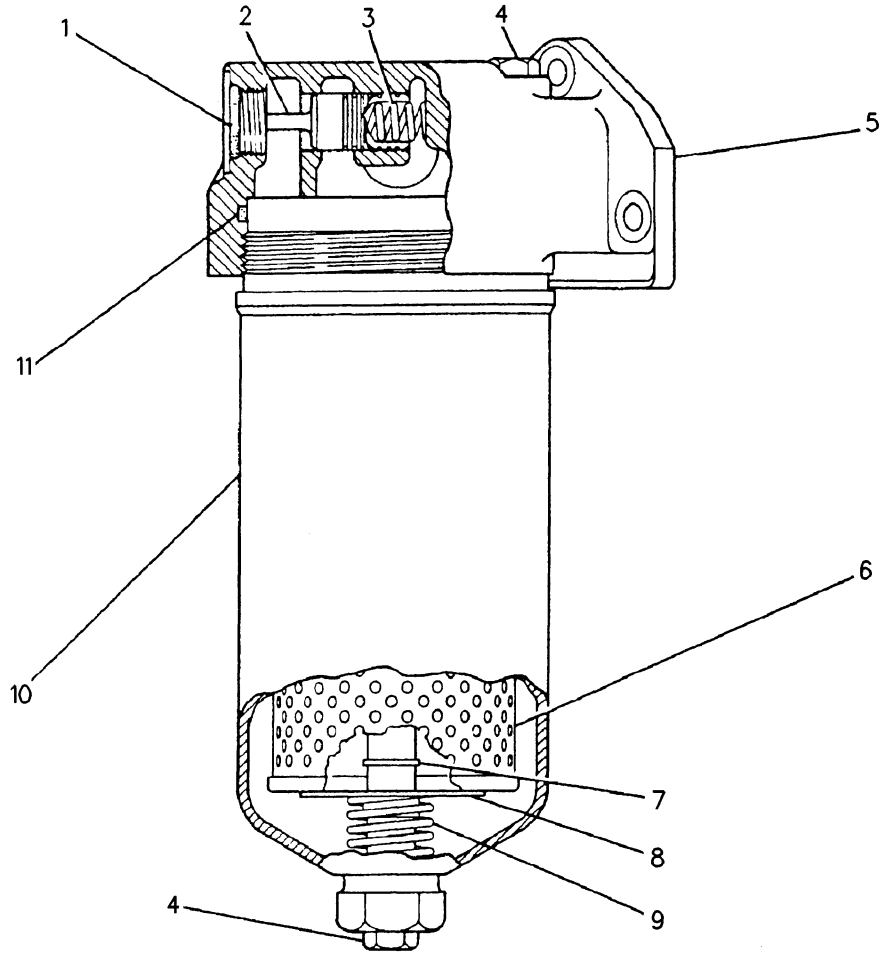
32 1252

1286127 FILTER & LINES GP-TRANSMISSION

6P4603-Page 146

Part Of 1190411 Power Train Ar

POWER TRAIN



NOTE	REF NO	PART NUMBER	QTY	PART NAME	NOTE	REF NO	PART NUMBER	QTY	PART NAME
	1	3D2824	1	SEAL-O-RING					
	2	3T0688	1	SPOOL					
	3	9M1986	1	SPRING					
	4	9S4191	2	PLUG-O-RING					
		3J1907	2	SEAL-O-RING					
	5	6P4227	1	BASE-TMSN OIL FILTER					
	6	1R0719	1	ELEMENT AS-HYDRAULIC					
				-OR-					
AC		4T3131	1	ELEMENT-FILTER (FIRE RESISTANT)					
	7	2J6356	1	RING-RETAINING					
	8	7S6745	1	RETAINER					
	9	3S8652	1	SPRING					
	10	3P0887	1	HOUSING AS					
	11	2S8439	1	SEAL-O-RING					

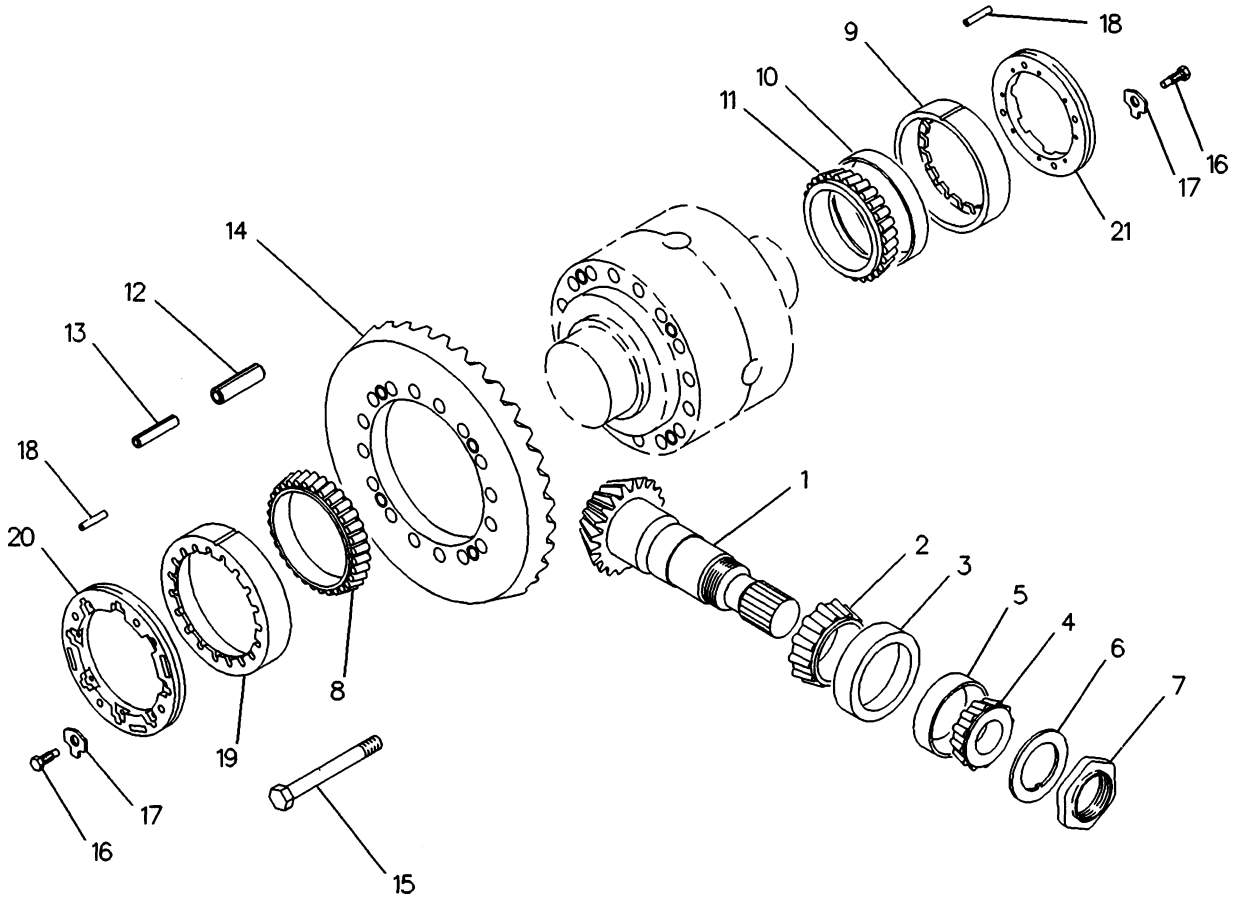
A-NOT PART OF THIS GROUP
C-CHANGE FROM PREVIOUS TYPE

R-630001 CP

3179

6P4603 FILTER GP-TRANSMISSION-WITH HOUSING
Part Of 1286127 Filter & Lines-Transmission

POWER TRAIN



NOTE	REF NO	PART NUMBER	QTY	PART NAME	NOTE	REF NO	PART NUMBER	QTY	PART NAME
	1	9U2783	1	SHAFT-BEVEL PINION					
	2	8F4452	1	CONE-ROLLER BEARING					
	3	3F5920	1	CUP-ROLLER BEARING					
	4	2K5103	1	CONE-ROLLER BEARING					
	5	1J2860	1	CUP-ROLLER BEARING					
M	6	8R0934	1	WASHER					
	7	8R0935	1	NUT-STAKE					
	8	1326596	1	CONE-SPECIAL ROLLER BEARING					
	9	9U1915	1	SLEEVE AS					
	10	6D7690	1	CUP-ROLLER BEARING					
	11	5P3723	1	CONE-ROLLER BEARING					
	12	9X2617	4	PIN-SPRING					
	13	9X2618	4	PIN-SPRING					
	14	4E5880	1	GEAR-BEVEL (45 TEETH)					
M	15	9X6494	16	BOLT					
M	16	4E3896	2	BOLT (M6X1X14MM)					
	17	4E3897	2	LOCK					
	18	6T5532	2	PIN					
	19	1191084	1	SLEEVE AS					
	20	4E3645	1	NUT-ADJUSTMENT					
	21	4E3644	1	NUT-ADJUSTMENT					

M-METRIC PART

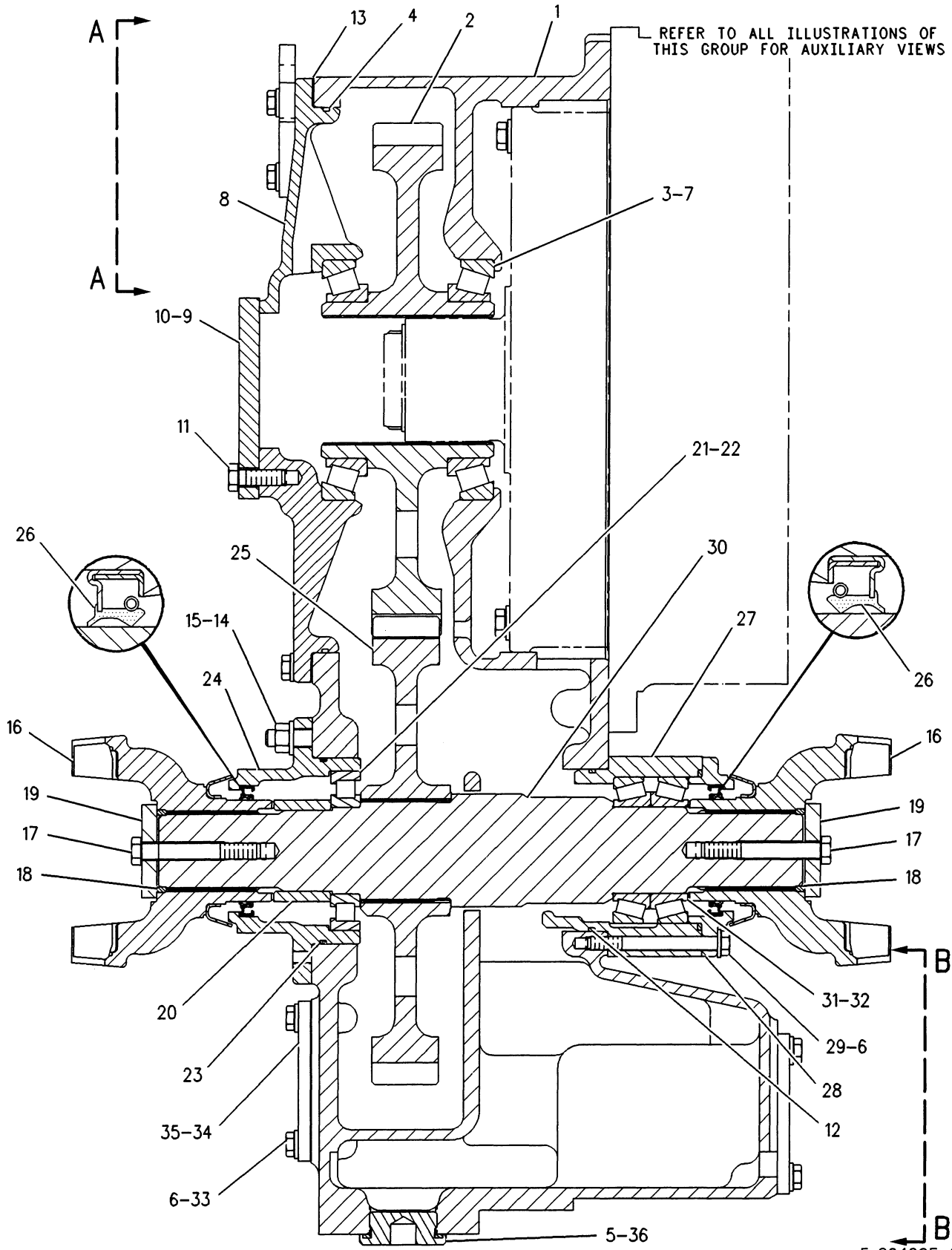
F-625564 CP

3256

1191083 GEAR GP-BEVEL

Part Of 1282565, 1337609 Axle Ars-Fixed, 1191086 Axle Ar-Oscillating

POWER TRAIN



F-624895 CP

1206

1282480 GEAR GP-OUTPUT TRANSFER-PART 1 OF 2
Transmission S/N 1YY1-Up
Part Of 1223774 Transmission Ar

POWER TRAIN

NOTE	REF NO	PART NUMBER	QTY	PART NAME	NOTE	REF NO	PART NUMBER	QTY	PART NAME
	1	8E6667	1	CASE AS-TRANSFER					
		3D0490	8	STUD-TAPERLOCK					
	2	6I9696	1	GEAR-OUTPUT TRANSFER					
	3	5P2526	2	CUP-ROLLER BEARING					
	4	4D1577	1	SEAL-O-RING (380.59MM ID)					
	5	7F8268	1	SEAL-O-RING (53.57MM ID)					
	6	5M2894	20	WASHER (2.5MM THK)					
	7	2K5065	2	CONE-ROLLER BEARING					
	8	9P8310	1	CAGE-BEARING					
	9	8P1438	1	COVER					
B	10	6V6640		SEALANT					
	11	7B3235	2	BOLT (1/2-13X1.375IN)					
	12	5H6734	2	SEAL-O-RING (113.89MM ID)					
B	13	9P7766	2	SHIM PACK (EACH PACK INCLUDES 12 SHIMS)					
	14	5P8245	8	WASHER (3MM THK)					
	15	1F7958	8	NUT-FULL (1/2-13 THD)					
	16	7T3370	2	YOKE AS (EACH INCLUDES)					
		3K0196	1	GUARD-DIRT					
		6T8409	1	YOKE					
	17	OL1558	2	BOLT (1/2-20X3.25IN)					
	18	2H3088	2	SEAL-O-RING (50.17MM ID)					
	19	4S5824	2	RETAINER					
	20	8P2155	1	SPACER					
	21	7B3642	1	BEARING-INNER					
	22	5P5411	1	RACE-BEARING OUTER					
	23	2H9247	1	SEAL-O-RING (132.94MM ID)					
	24	9G5867	1	CAGE-BEARING					
	25	6I9697	1	GEAR-OUTPUT TRANSFER					
	26	9X7743	2	SEAL-LIP					
	27	8P1717	1	CAGE-BEARING					
	28	8P1715	1	RETAINER-BEARING					
	29	OS1608	6	BOLT (3/8-16X3.75IN)					
	30	9P9790	1	SHAFT-OUTPUT					
	31	2P8987	2	CONE-ROLLER BEARING					
	32	2P8986	2	CUP-ROLLER BEARING					
	33	OS1594	4	BOLT (3/8-16X1IN)					
	34	8M3107	1	COVER					
	35	2S4750	1	GASKET					
	36	7T2703	1	PLUG-DRAIN					

B-USE AS REQUIRED

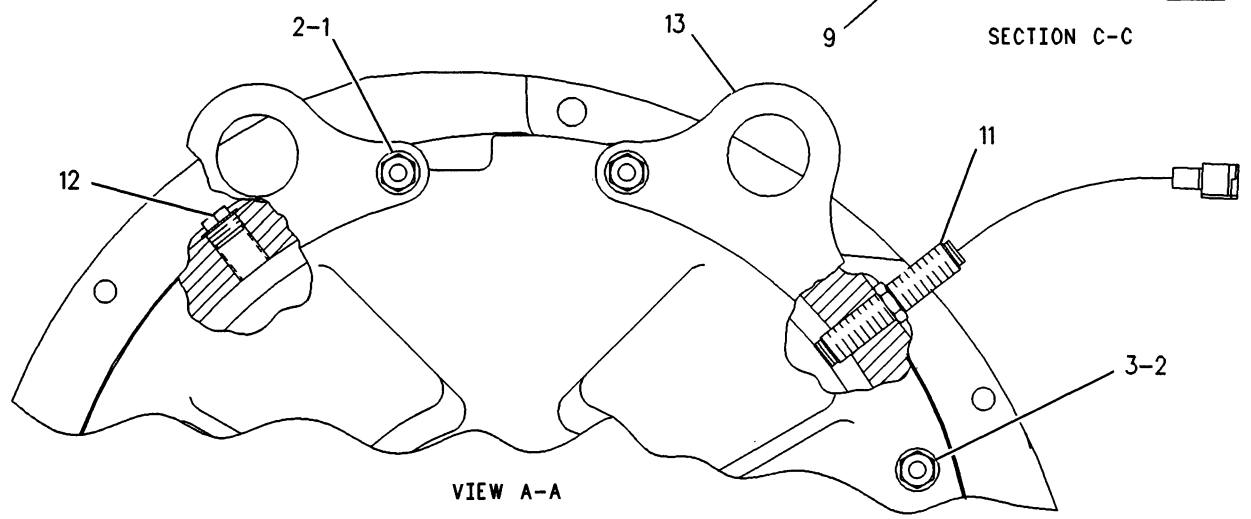
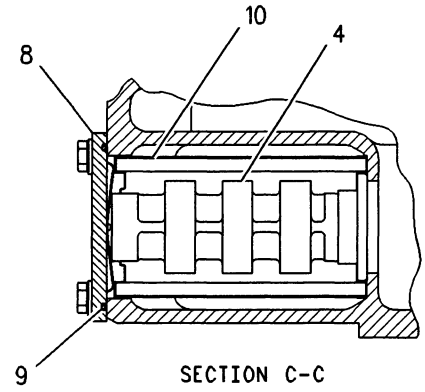
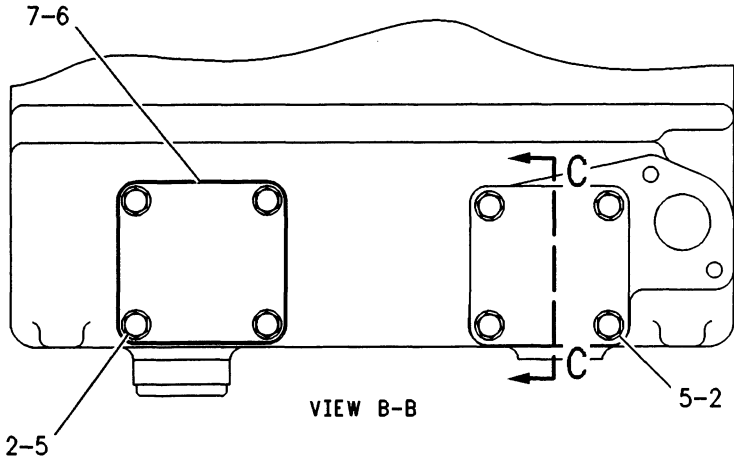
624896 CP

1206

1282480 GEAR GP-OUTPUT TRANSFER-PART 1 OF 2

Transmission S/N 1YY1-Up
Part Of 1223774 Transmission Ar

POWER TRAIN



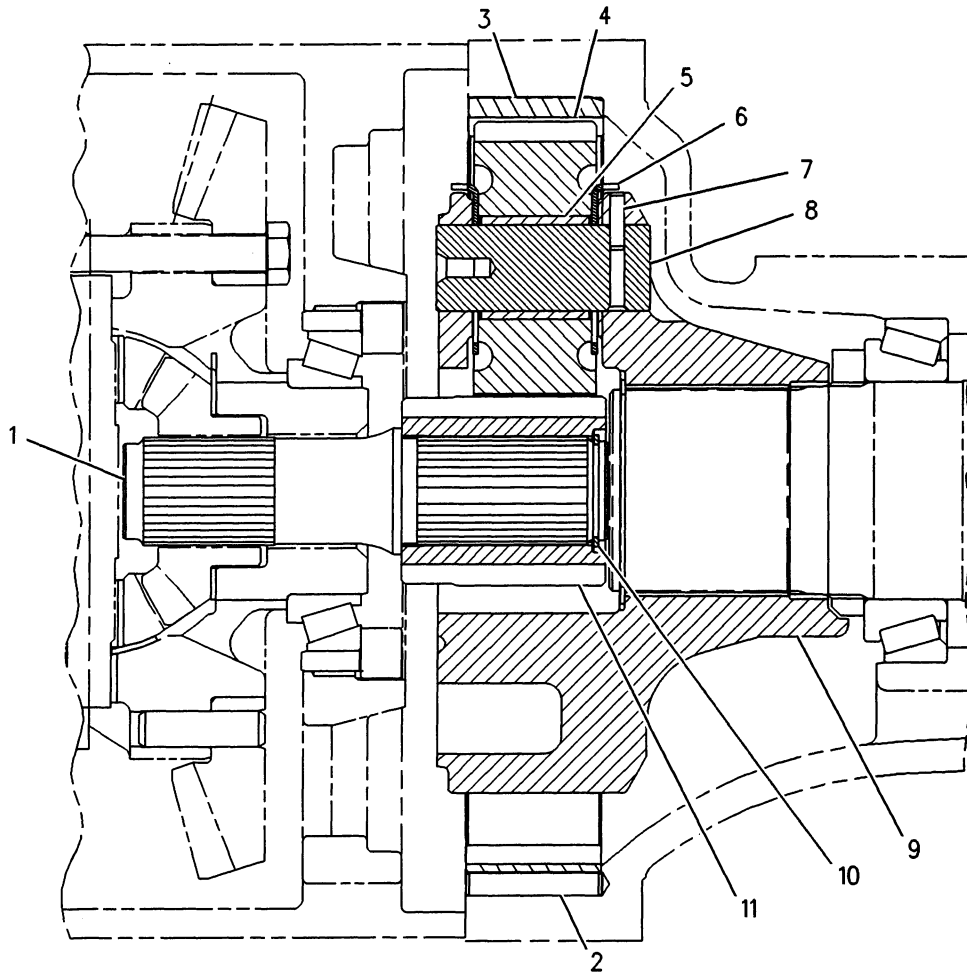
NOTE	REF NO	PART NUMBER	QTY	PART NAME	NOTE	REF NO	PART NUMBER	QTY	PART NAME
	1	2A4639	4	BOLT (3/8-16X1.625IN)					
	2	5M2894	10	WASHER (2.5MM THK)					
	3	OS1588	8	BOLT (3/8-16X1.25IN)					
	4	4S8603	1	TUBE AS-SCREEN					
	5	OS1594	8	BOLT (3/8-16X1IN)					
	6	8M3107	1	COVER					
	7	2S4750	1	GASKET					
	8	8P3251	1	COVER AS					
		7B3028	2	SCREW-DRIVE (#4X3/16IN)					
		7S2962	1	WASHER-SPRING					
	9	8H7521	1	SEAL-O-RING (91.67MM ID)					
	10	4S8598	1	SCREEN-SUCTION					
	11	3E7886	1	SENSOR AS-SPEED					
		7N7779	1	SOCKET					
		7N7780	1	PIN-CONNECTOR (BLADE)					
		7N9738	1	HOUSING-RECEPTACLE					
		9X1386	1	SLEEVE (14CM)					
E	12	2P1294	1	PLUG-SEAL					
	13	3T6965	2	PLATE-EYE					

E-ORDER BY THE CENTIMETER

F-624897 CP

1206 **1282480 GEAR GP-OUTPUT TRANSFER-PART 2 OF 2**
 Transmission S/N 1YY1-Up
 Part Of 1223774 Transmission Ar

POWER TRAIN



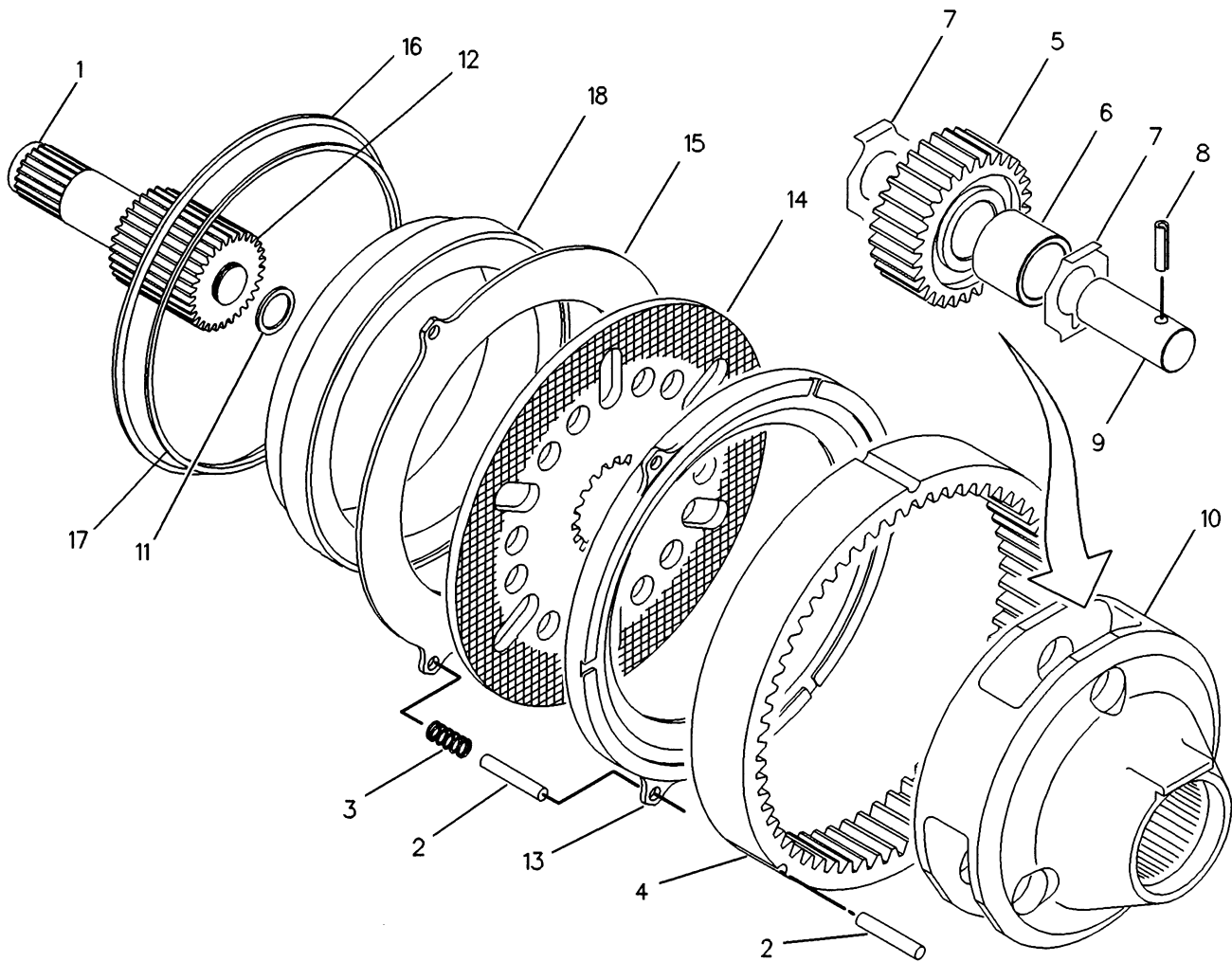
NOTE	REF NO	PART NUMBER	QTY	PART NAME	NOTE	REF NO	PART NUMBER	QTY	PART NAME
	1	1191098	1	SHAFT					
	2	9M4335	4	DOWEL-REACTION					
	3	1101488	1	GEAR-RING (81 TEETH)					
	4	9U2787	3	GEAR-PLANETARY (30 TEETH)					
	5	9C6029	3	BEARING-PLANETARY					
	6	9C6030	6	WASHER-THRUST					
	7	8T2925	3	PIN-SPRING					
	8	8R3252	3	SHAFT-PLANETARY					
	9	1191096	1	CARRIER-PLANETARY					
	10	8C6761	1	RING-RETAINING					
	11	1191097	1	GEAR-SUN (18 TEETH)					

F-624610 CP

4113

1191095 GEAR GP-PLANETARY
Part Of 1191086 Axle Ar-Oscillating

POWER TRAIN



NOTE	REF NO	PART NUMBER	QTY	PART NAME	NOTE	REF NO	PART NUMBER	QTY	PART NAME
	1	1191098	1	SHAFT					
	2	9M4335	7	DOWEL-REACTION					
	3	8R0923	3	SPRING					
	4	1101488	1	GEAR-RING (81 TEETH)					
	5	9U2787	3	GEAR-PLANETARY (30 TEETH)					
	6	9C6029	3	BEARING-PLANETARY					
	7	9C6030	6	WASHER-THRUST					
	8	8T2925	3	PIN-SPRING					
	9	8R3252	3	SHAFT-PLANETARY					
	10	1191096	1	CARRIER-PLANETARY					
	11	8C6761	1	RING-RETAINING					
	12	1191097	1	GEAR-SUN					
	13	8R0942	1	PLATE-REACTION					
	14	6I8030	1	DISC-FRICTION					
	15	1003597	1	PLATE-REACTION					
	16	1173271	1	SEAL AS					
	17	8R9809	1	SEAL					
	18	1003596	1	PISTON					

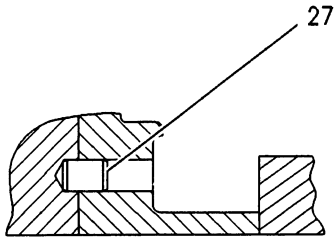
F-625813 CP

3101

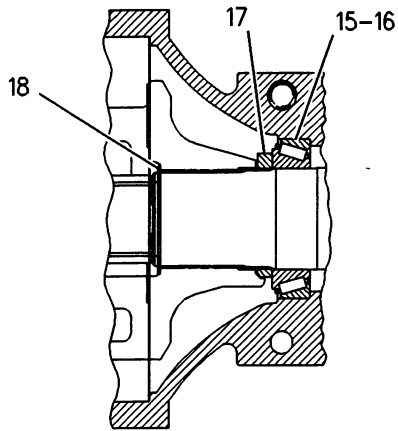
1282567 GEAR GP-PLANETARY
 Part Of 1337609 Axle Ar-Fixed
 An Attachment

MEMORANDA

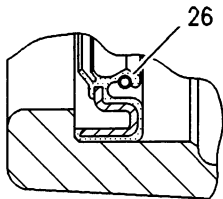
POWER TRAIN



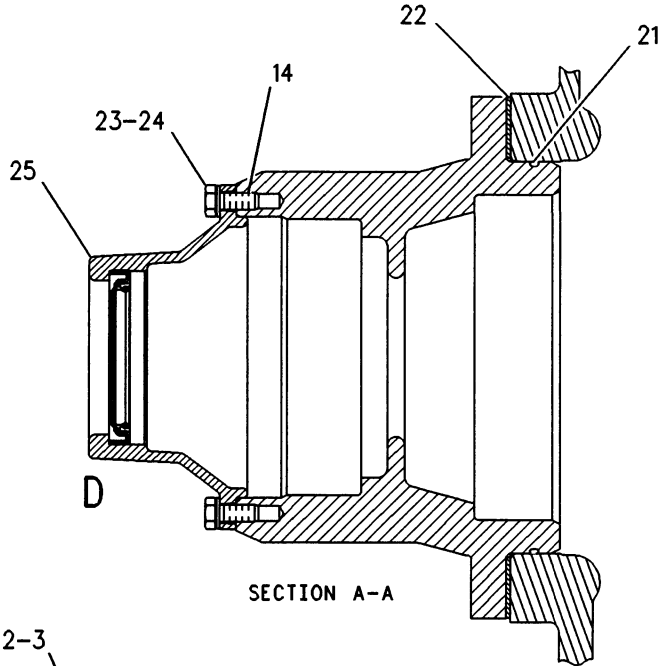
SECTION B-B



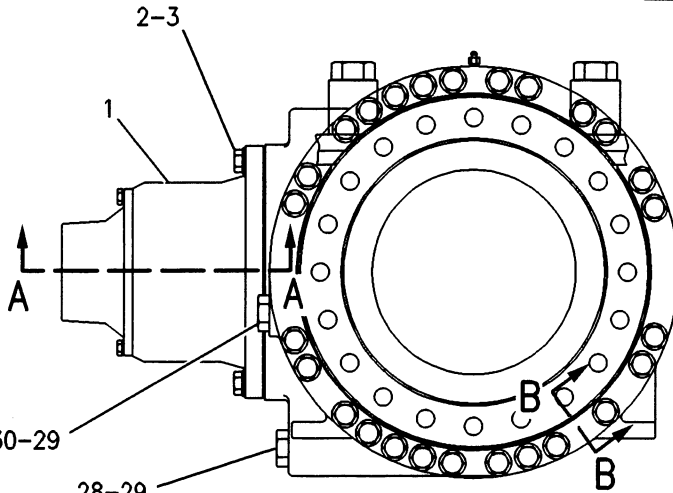
SECTION C-C



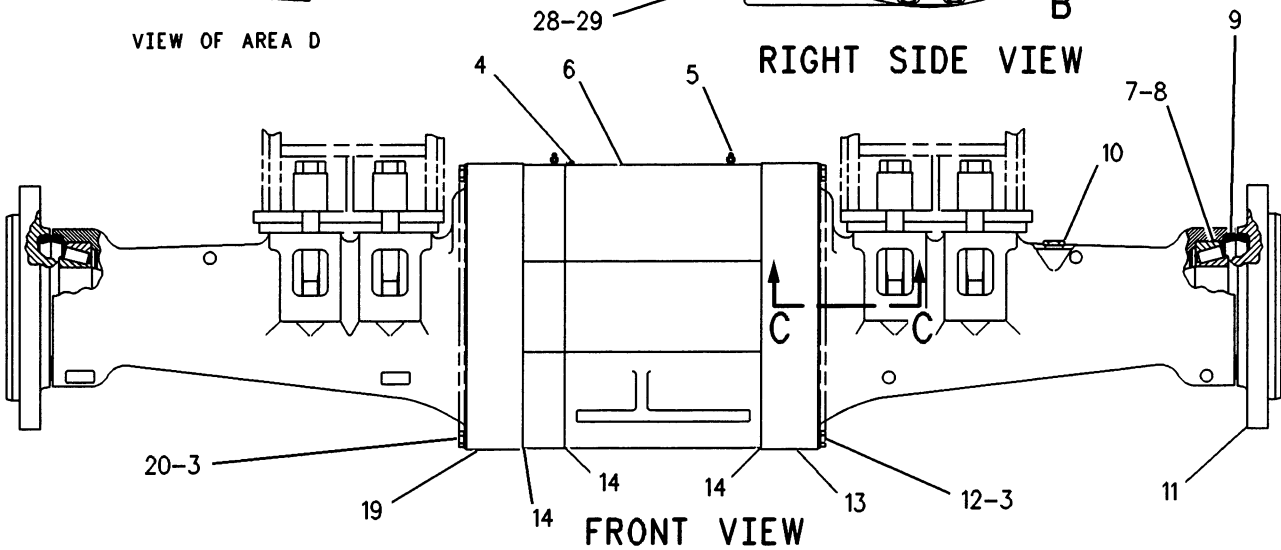
VIEW OF AREA D



SECTION A-A



RIGHT SIDE VIEW



FRONT VIEW

F-680197 CP

1151

1282566 HOUSING GP-FIXED AXLE
Part Of 1282565, 1337609 Axle Ars-Fixed

POWER TRAIN

NOTE	REF NO	PART NUMBER	QTY	PART NAME	NOTE	REF NO	PART NUMBER	QTY	PART NAME
	1	8R0931	1	HOUSING-PINION					
M	2	6V5686	12	BOLT (M16X2.OX50MM)					
	3	5P8247	64	WASHER-HARD (3.5MM THK)					
	4	8T0336	1	FITTING-RELIEF					
	5	5H3701	2	SCREW-BLEED					
	6	8R0925	1	HOUSING AS					
M		950673	4	BOLT-SOCKET HEAD (M12X1.75X60MM)					
	7	6B4852	2	CONE-ROLLER BEARING					
	8	5M6592	2	CUP-ROLLER BEARING					
	9	9G5317	2	SEAL GP-DUO-CONE					
	10	3B0551	1	PLUG-PIPE (1-11 1/2 NPTF THD)					
	11	9U2789	2	SHAFT-AXLE					
M	12	8T0359	26	BOLT (M16X2.OX130MM)					
	13	9U2790	1	HOUSING-AXLE SHAFT					
B	14	1U8846	1	GASKET-LIQUID					
	15	6Y2546	2	CONE-ROLLER BEARING					
	16	6Y2547	2	CUP-ROLLER BEARING					
	17	4E2240	2	NUT-BEARING					
	18	5H5012	2	RING-RETAINING					
	19	9U2791	1	HOUSING-AXLE SHAFT					
M	20	9X2075	26	BOLT (M16X2.OX200MM)					
	21	4K6804	1	SEAL-O-RING (215.49MM ID)					
B	22	8R0932	1	SHIM PACK (INCLUDES 15 SHIMS)					
M	23	6V7732	6	BOLT (M10X1.5X25MM)					
	24	9X2027	6	WASHER (2MM THK)					
	25	4E8535	1	RETAINER-SEAL					
	26	1234003	1	SEAL-LIP TYPE					
	27	9C6041	3	DOWEL					
	28	5P4484	1	PLUG-MAGNETIC					
	29	7M8485	3	SEAL-O-RING (29.74MM ID)					
	30	9S4181	2	PLUG-STRAIGHT THREAD (1-5/16-12 THD)					

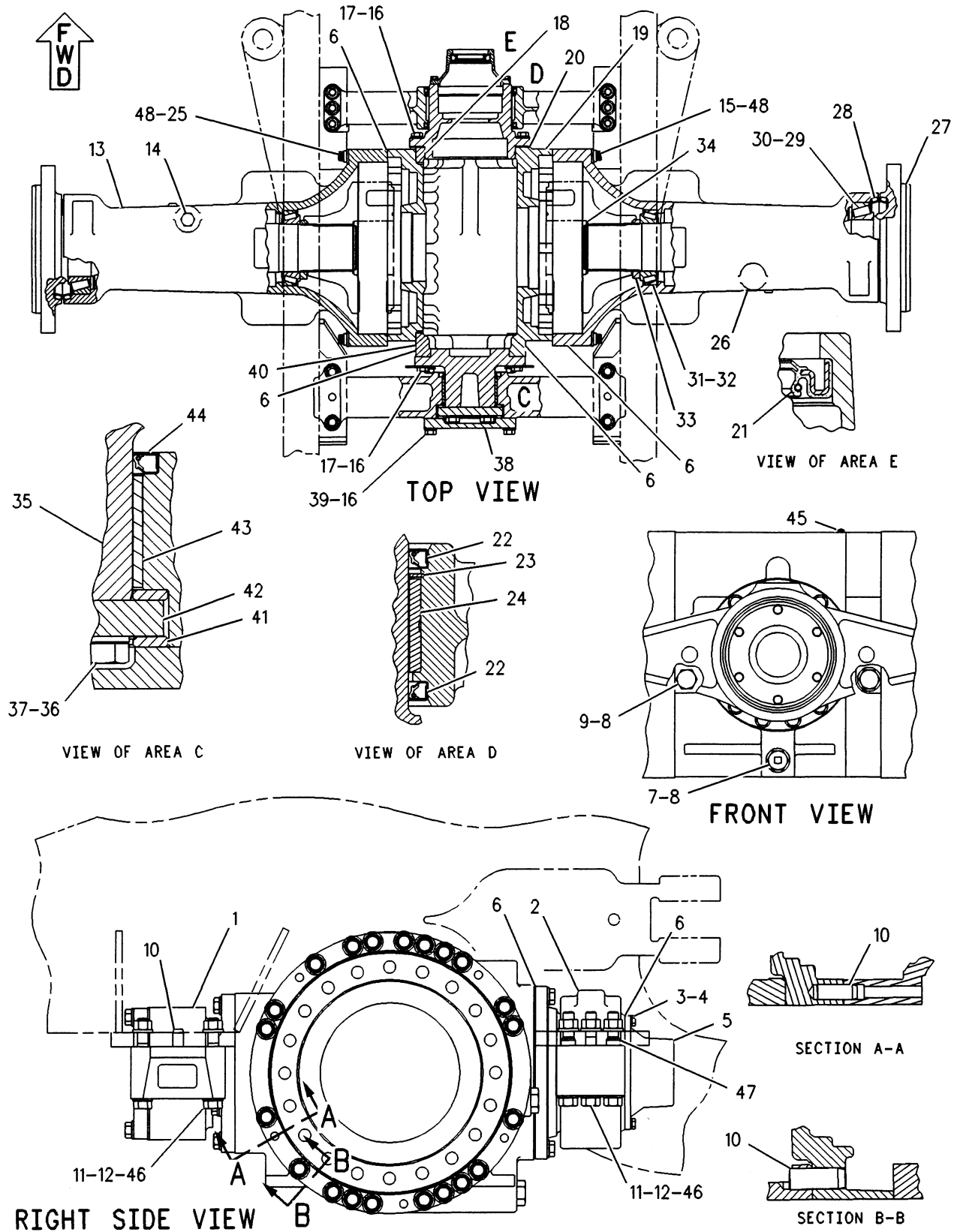
B-USE AS REQUIRED
M-METRIC PART

679079 CP

1151

1282566 HOUSING GP-FIXED AXLE
Part Of 1282565, 1337609 Axle Ars-Fixed

POWER TRAIN



F-680219 CP

1151

1191089 HOUSING GP-OSCILLATING AXLE
Part Of 1191086 Axle Ar-Oscillating

POWER TRAIN

NOTE	REF NO	PART NUMBER	QTY	PART NAME	NOTE	REF NO	PART NUMBER	QTY	PART NAME
		1 4K7270	1	SUPPORT-TRUNNION (REAR)					
M	2	1226153	1	SUPPORT-TRUNNION (FRONT)					
	3	6V7732	6	BOLT (M10X1.5X25MM)					
	4	9X2027	6	WASHER (2MM THK)					
	5	4E8535	1	RETAINER-SEAL					
B	6	1U8846	1	GASKET-LIQUID					
	7	5P4484	1	PLUG-MAGNETIC					
	8	7M8485	3	SEAL-O-RING (29.74MM ID)					
	9	9S4181	2	PLUG-STRAIGHT THREAD (1 5/16-12 THD)					
	10	6K8987	15	DOWEL					
	11	7X0521	20	WASHER-HARD (5MM THK)					
	12	6V8182	10	NUT (3/4-10 THD)					
	13	1191055	1	HOUSING-AXLE					
	14	3B0551	1	PLUG-PIPE (1-11 1/2 NPTF THD)					
	15	1309209	21	BOLT-12 POINT HEAD (M20X2.5X140MM)					
	16	5P8247	30	WASHER-HARD (3.5MM THK)					
M	17	6V5686	24	BOLT (M16X2.0X50MM)					
	18	4K6804	1	SEAL-O-RING (215.49MM ID)					
	19	8R0931	1	HOUSING-PINION					
B	20	8R0932	1	SHIM PACK (INCLUDES 15 SHIMS)					
B	21	1234003	1	SEAL-LIP TYPE					
	22	5P7456	2	SEAL-LIP (209.55 ID)					
	23	7X2623	1	RING-RETAINING					
	24	8R1016	1	BEARING-SLEEVE					
	25	1309210	21	BOLT-12 POINT HEAD (M20X2.5X210MM)					
	26	1191054	1	HOUSING-AXLE					
	27	1213877	2	SHAFT-AXLE					
	28	9W6684	2	SEAL GP-DUO-CONE					
	29	5M6592	2	CUP-ROLLER BEARING (OUTER)					
	30	6B4852	2	CONE-ROLLER BEARING (OUTER)					
	31	6Y2546	2	CONE-ROLLER BEARING (INNER)					
	32	6Y2547	2	CUP-ROLLER BEARING (INNER)					
	33	4E2240	2	NUT-BEARING					
	34	5H5012	2	RING-RETAINING					
	35	1191091	1	TRUNNION					
	36	8T3282	6	WASHER-HARD (3.5MM THK)					
M	37	6V3531	6	BOLT (M20X2.5X50MM)					
	38	4V5099	1	COVER					
	39	1A1135	6	BOLT (5/8-11X2IN)					
	40	1191090	1	HOUSING AS (OSC)					
M		950673	4	BOLT-SOCKET HEAD (M12X1.75X60MM)					
	41	2K0715	2	WASHER-THRUST (6.35MM THK)					
	42	1191092	1	PLATE-THRUST					
	43	2K0713	1	BEARING-SLEEVE					
	44	6K2430	1	SEAL-LIP (127MM ID)					
	45	8T0336	1	FITTING-RELIEF					
	46	8T9312	10	BOLT (3/4-10X6IN)					
	47	1328237	4	DOWEL-HOLLOW					
	48	2S0115	42	WASHER-HARD (5MM THK)					

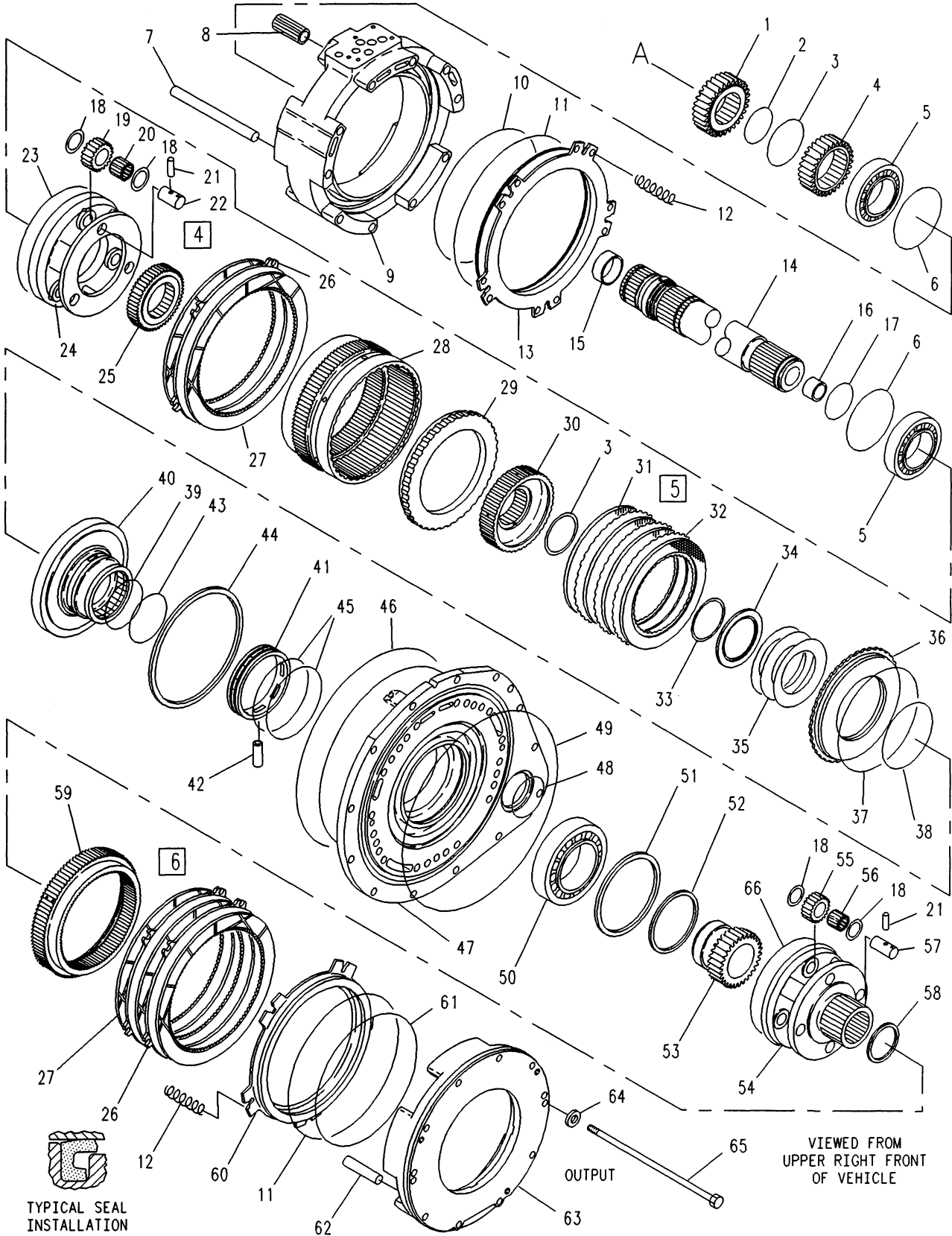
B-USE AS REQUIRED
M-METRIC PART

678561 CP

1151

1191089 HOUSING GP-OSCILLATING AXLE
Part Of 1191086 Axle Ar-Oscillating

POWER TRAIN



VIEWED FROM
UPPER RIGHT FRONT
OF VEHICLE

TYPICAL SEAL
INSTALLATION

F-624695 CP

3160

1223775 PLANETARY GP-PART 1 OF 2
Transmission S/N 1YY1-Up
Part Of 1223774 Transmission Ar

POWER TRAIN

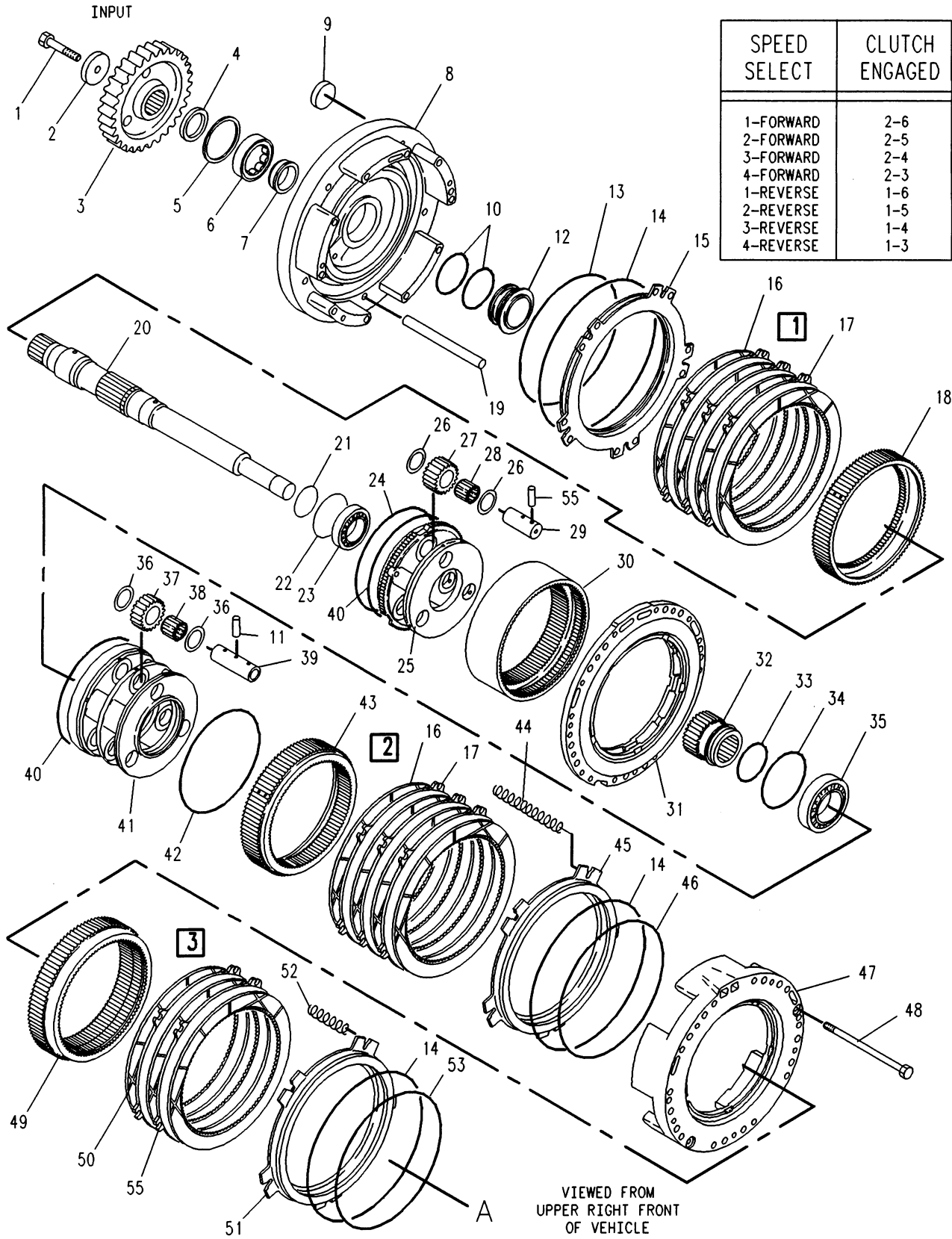
NOTE	REF NO	PART NUMBER	QTY	PART NAME	NOTE	REF NO	PART NUMBER	QTY	PART NAME
		1 9P7757	1	GEAR-SUN		62	9M4335	5	DOWEL-REACTION
	2	616711	1	RING-RETAINING		63	3T4384	1	HOUSING AS-CLUTCH
	3	5P5296	2	RING-RETAINING			1A2223	2	DOWEL
	4	9P8626	1	GEAR-SUN		64	5P8245	10	WASHER (3MM THK)
	5	7T8816	2	BALL BEARING		65	6J6721	10	BOLT (1/2-13X19.25IN)
	6	6V0473	2	RING-RETAINING		66	7G5670	1	SEAL-RING
	7	3K2511	5	DOWEL-REACTION					
	8	9M4355	10	DAMPER-BOLT					
	9	1177826	1	HOUSING AS-CLUTCH					
		1A2223	4	DOWEL					
	10	8P2019	1	RING-SEAL					
	11	8P2022	2	RING-SEAL					
	12	4M9592	20	SPRING					
	13	8P1892	1	PISTON-CLUTCH					
	14	9W8433	1	SHAFT AS-OUTPUT					
	15	9G6744	1	BEARING-SLEEVE					
	16	9G6743	1	BEARING-SLEEVE					
	17	5M3038	1	SEAL-O-RING (75.59MM ID)					
	18	8E8299	14	DISC-THRUST					
	19	8P1916	3	GEAR					
	20	5P3930	3	BEARING AS-ROLLER					
	21	3S2708	7	PIN-SPRING					
	22	9G0289	3	SHAFT-PLANETARY					
	23	8P2047	1	LOCKRING					
	24	7G7218	1	CARRIER-PLANETARY					
	25	7T9370	1	GEAR-SUN					
	26	6I8500	3	PLATE-CLUTCH					
	27	6Y5911	5	DISC-FRICTION					
	28	9W8270	1	GEAR-RING (90 TEETH)					
	29	9W8269	1	PLATE-REACTION					
	30	9G0290	1	HUB-CLUTCH					
	31	6Y5912	4	DISC-FRICTION					
	32	8P1964	3	PLATE-CLUTCH					
	33	6V2478	1	RING-RETAINING					
	34	9G8020	1	PLATE-RETAINER					
	35	7G2343	3	SPRING-DISC					
	36	7G7724	1	PISTON-CLUTCH					
	37	8P2023	1	RING-SEAL					
	38	8D9739	1	SEAL-RING					
	39	8M5255	1	SEAL-O-RING (120.24MM ID)					
	40	6I8510	1	HOUSING AS-CLUTCH					
	41	6P7704	1	CARRIER-RING					
	42	6B6863	1	PIN-SPRING					
	43	7G3975	1	RING-RETAINING					
	44	5P8194	1	RING-RETAINING					
	45	7G2830	2	RING-SEAL					
	46	5P9806	1	SEAL-O-RING (430.66MM THD)					
	47	7G5618	1	MANIFOLD AS					
		4B9784	1	BALL					
		7M1201	1	DOWEL					
	48	4L9564	2	SEAL-O-RING (81.92MM ID)					
	49	3S9896	1	SEAL-O-RING (430.66MM ID)					
	50	5P5045	1	BALL BEARING					
	51	1L7388	1	RING-RETAINING					
	52	5P5297	1	RING-RETAINING					
	53	9P9031	1	GEAR-SUN					
	54	9P8116	1	CARRIER-PLANETARY					
	55	8P1918	4	GEAR					
	56	2S0669	8	BEARING					
	57	8P2042	4	SHAFT-PLANETARY					
	58	7J6580	1	RING-RETAINING					
	59	9P8516	1	GEAR-RING					
	60	9G0280	1	PISTON-CLUTCH					
	61	9G0281	1	RING-SEAL					

624696 CP

3160

1223775 PLANETARY GP-PART 1 OF 2
Transmission S/N 1YY1-Up
Part Of 1223774 Transmission Ar

POWER TRAIN



SPEED SELECT	CLUTCH ENGAGED
1-FORWARD	2-6
2-FORWARD	2-5
3-FORWARD	2-4
4-FORWARD	2-3
1-REVERSE	1-6
2-REVERSE	1-5
3-REVERSE	1-4
4-REVERSE	1-3

VIEWED FROM
UPPER RIGHT FRONT
OF VEHICLE

F-624697 CP

3160

1223775 PLANETARY GP-PART 2 OF 2
Transmission S/N 1YY1-Up
Part Of 1223774 Transmission Ar

POWER TRAIN

NOTE	REF NO	PART NUMBER	QTY	PART NAME	NOTE	REF NO	PART NUMBER	QTY	PART NAME
M	1	8T0106	1	BOLT (M12X1.75X100MM)					
	2	8E3472	1	RETAINER					
	3	1223768	1	GEAR-TRANSFER					
	4	6V4351	1	PLATE-INNER RACE					
	5	673161	1	RING-RETAINING					
	6	5K8591	1	BEARING-OUTER					
	7	6V4350	1	RACE-ROLLER BEARING					
	8	1123632	1	HOUSING AS					
	9	3P7009	1	PLUG-CUP					
	10	3T4377	2	SEAL-RING					
	11	3S2708	3	PIN-SPRING					
	12	9W3605	1	CARRIER-RING					
	13	9G0281	1	RING-SEAL					
	14	8P2022	3	RING-SEAL					
	15	9G0280	1	PISTON-CLUTCH					
	16	9P7390	8	DISC AS-FRICTION					
R	17	8P2051	6	PLATE-CLUTCH					
	18	6Y1602	1	COUPLING					
	19	3K2511	5	DOWEL-REACTION					
	20	1123818	1	SHAFT-INPUT					
	21	8M5010	1	SEAL (53.57MM ID)					
	22	688093	1	RING-RETAINING					
	23	8H5352	1	BALL BEARING					
	24	8P2052	1	SEAL-RING					
	25	6Y4819	1	CARRIER-PLANETARY					
	26	8E8305	6	DISC-THRUST					
	27	8P1919	3	GEAR					
	28	5D2989	3	BEARING					
	29	9P8623	3	SHAFT-PLANETARY					
	30	8P1948	1	GEAR-RING					
	31	6Y2054	1	PLATE AS					
		5H6202	2	PIN					
	32	9W8437	1	GEAR-SUN					
	33	5M3038	1	SEAL-O-RING					
	34	6V0473	1	RING-RETAINING					
	35	7T8816	1	BALL BEARING					
	36	8E8304	12	DISC-THRUST					
	37	7G2516	6	GEAR-PLANETARY (24 TEETH)					
	38	5M6126	6	BEARING					
	39	1125585	3	SHAFT-PLANETARY					
	40	8P2047	2	LOCKRING					
	41	1128041	1	CARRIER-PLANETARY					
	42	8P2053	1	SEAL-RING					
	43	7G6355	1	GEAR-RING					
	44	7H7658	10	SPRING					
	45	9G0285	1	PISTON-CLUTCH					
	46	9G0286	1	RING-SEAL					
	47	9G0284	1	HOUSING-CLUTCH					
	48	1A5183	2	BOLT (3/8-16X4.75IN)					
	49	9P8614	1	GEAR-RING (90 TEETH)					
	50	6Y5911	3	DISC-FRICTION					
	51	8P9507	1	PISTON-CLUTCH					
	52	4M9592	10	SPRING					
	53	8P2019	1	RING-SEAL					
	54	6I8500	2	PLATE-CLUTCH					
	55	1124511	3	PIN-SPRING					
F		6V1720	1	PLATE-SERIAL NUMBER					

F-NOT SHOWN
M-METRIC PART
R-REMG PART MAY BE AVAILABLE

624698 CP

3160

1223775 PLANETARY GP-PART 2 OF 2

Transmission S/N 1YY1-Up

Part Of 1223774 Transmission Ar

POWER TRAIN

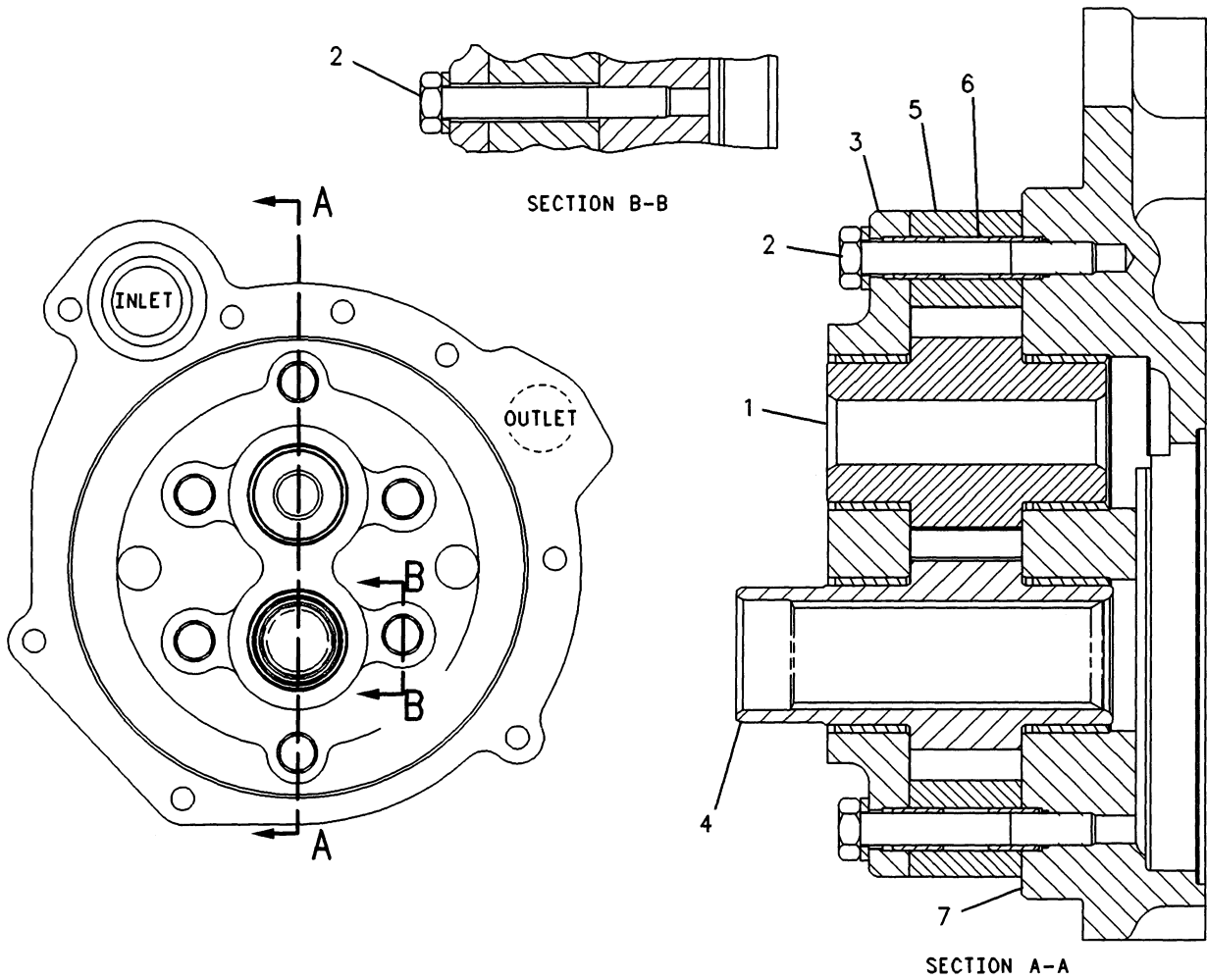
	PAGE
1 1282565 AXLE AR-FIXED.....	133
1 1191086 AXLE AR-OSCILLATING.....	134
1 1213176 BRAKE GP-PARKING.....	216
1 1213177 FILLER GP-POWER TRAIN OIL.....	144
1 1286127 FILTER & LINES GP-TRANSMISSION.....	145
1 2V4226 SHAFT GP-DRIVE.....	164
1 1223774 TRANSMISSION AR.....	172
1 1213179 WHEEL GP-COMPACTOR.....	182

625491 P

3101

1190411 POWER TRAIN AR

POWER TRAIN



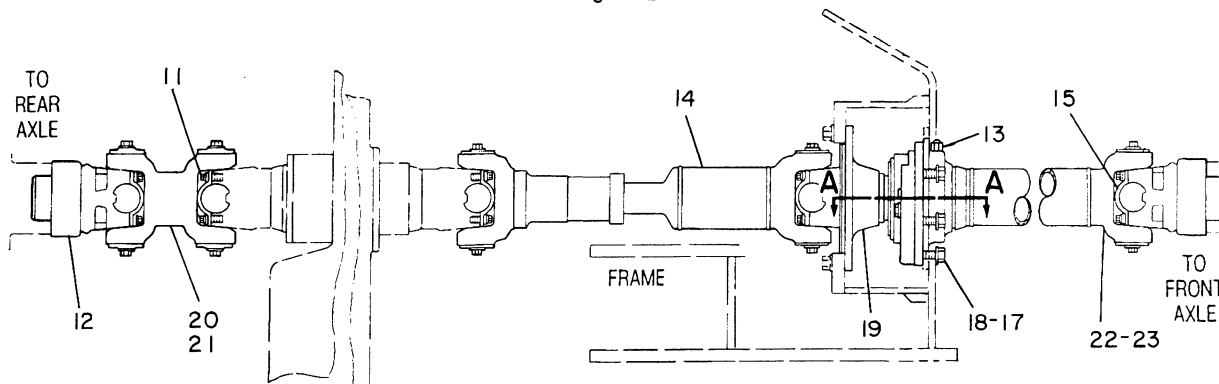
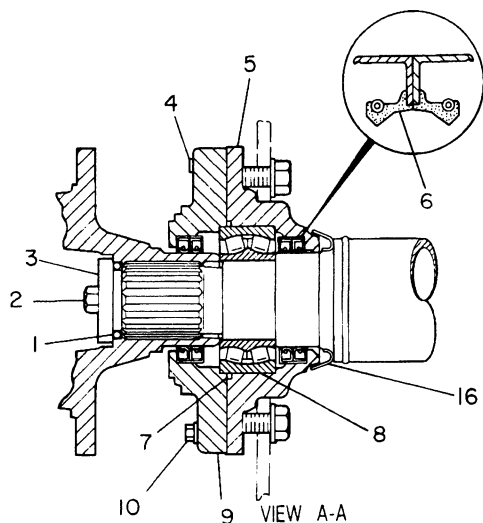
NOTE	REF NO	PART NUMBER	QTY	PART NAME	NOTE	REF NO	PART NUMBER	QTY	PART NAME
	1	9G7412	1	GEAR AS-OIL PUMP (17 TEETH)					
		2B9373	1	KEY-WOODRUFF					
	2	OT0573	6	BOLT (3/8-16X2.75IN)					
		5M2894	6	WASHER (2.5MM THK)					
	3	8P1812	1	COVER AS-OIL PUMP					
	4	6I8481	1	GEAR-OIL PUMP DRIVE (17 TEETH)					
	5	1226660	1	BODY AS-OIL PUMP					
	6	8M8489	4	DOWEL (12.54MM DIA)					
	7	1171253	1	MANIFOLD AS-OIL PUMP					

F-688542 CP

5073

1226658 PUMP GP-GEAR-1 SECTION
 Transmission S/N 1YY1-Up
 Part Of 1223774 Transmission Ar

POWER TRAIN



NOTE	REF NO	PART NUMBER	QTY	PART NAME	NOTE	REF NO	PART NUMBER	QTY	PART NAME
	1	2H3088	1	SEAL-O-RING					
	2	OL2315	1	BOLT					
	3	9V2429	1	RETAINER					
	4	2B7559	2	CORK					
	5	9V2411	1	HOUSING-BEARING					
	6	8T0392	2	SEAL-LIP					
	7	5F3144	1	SEAL-O-RING					
	8	8F3170	1	BEARING-ROLLER					
	9	9V2410	1	HOUSING-BEARING					
	10	4L9337	2	BOLT					
		8T4896	2	WASHER-HARD					
	11	4V7080	20	BOLT					
C	12	7I4186	2	YOKE					
		7V3791	2	GUARD					
	13	8T0336	1	FITTING-RELIEF					
Y	14	4V7082	1	SLIP JOINT GP					
	15	4V7081	10	STRAP					
	16	8V0003	1	GUARD					
	17	5P8247	6	WASHER-HARD					
	18	1A8537	6	BOLT					
	19	9C4080	1	YOKE-BRAKE					
	20	4V7079	1	UNIVERSAL JOINT GP					
Y	21	7V3842	2	SPIDER & BEARING GP					
	22	9V5174	1	UNIVERSAL JOINT GP					
Y	23	7V3842	1	SPIDER & BEARING GP					

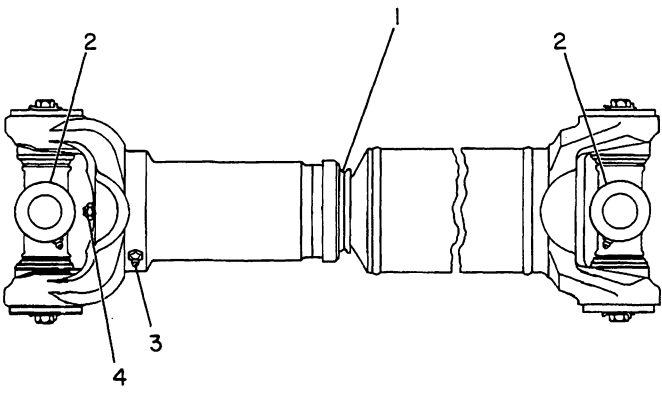
C-CHANGE FROM PREVIOUS TYPE
Y-SEPARATE ILLUSTRATION

B-545851 EP

3253

2V4226 SHAFT GP-DRIVE
4V7082, 7V3842-Page 165
Part Of 1190411 Power Train Ar

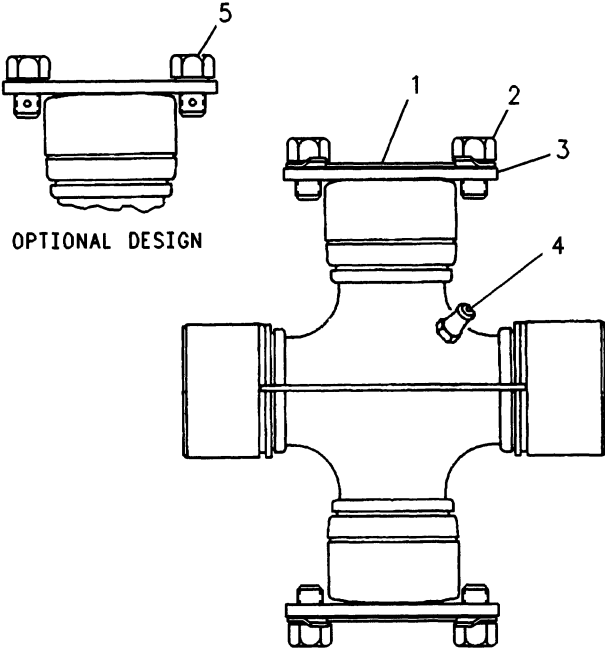
POWER TRAIN

	NOTE	REF NO	PART NUMBER	QTY	PART NAME
		1	8V1412	1	RETAINER
	Y	2	7V3842	2	SPIDER & BEARING GP
		3	3B8489	1	FITTING-GREASE
		4	4K9477	1	FITTING-RELIEF
Y-SEPARATE ILLUSTRATION					

R-494169 EP

3251

4V7082 SLIP JOINT GP
7V3842-Page 165
Part Of 2V4226 Shaft-Drive

	NOTE	REF NO	PART NUMBER	QTY	PART NAME
 <p style="margin-left: 100px;">OPTIONAL DESIGN</p>		1	6W4181	2	STRAP-LOCKING (NOT FOR USE WITH OPTIONAL DESIGN)
		2	OL1138	4	BOLT (3/8-24X.5IN)
		3	9C9159	2	PLATE
		4	271287	1	FITTING
		5	9L9497	4	BOLT-LOCKING (3/8-24X.5IN)
R-627548 CP					

3251

7V3842 SPIDER & BEARING GP
Part Of 4V7082 Slip Joint, 2V4226 Shaft-Drive

POWER TRAIN

1 1078563 TIP-WHEEL (RH)

-OR-

1 1073487 TIP-WHEEL (RH)

1 1078564 TIP-WHEEL (LH)

-OR-

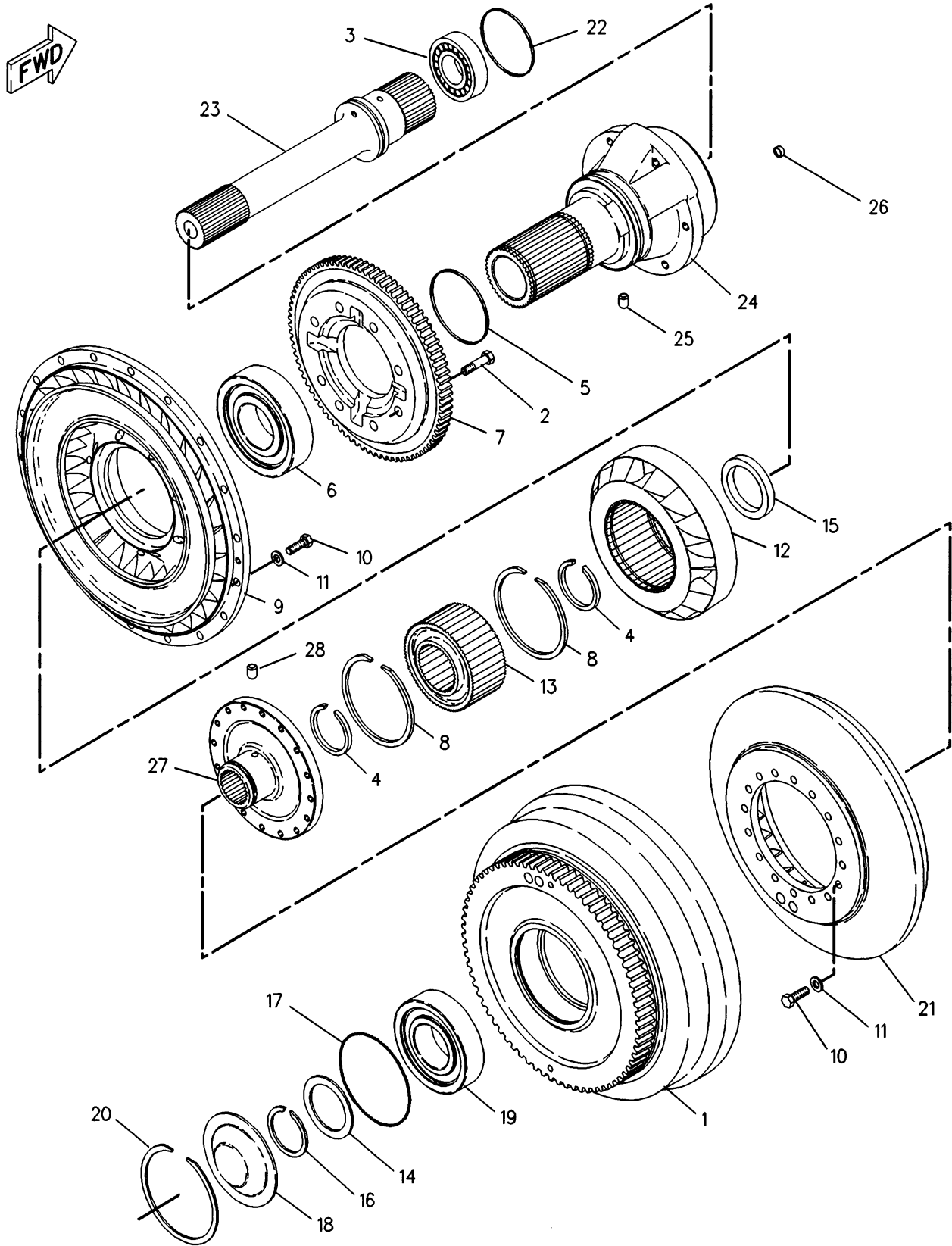
1 1073488 TIP-WHEEL (LH)

626291 P

TIPS-WHEEL-LH & RH
An Attachment

MEMORANDA

POWER TRAIN



F-625066 CP

3101

619798 TORQUE CONVERTER GP
Torque Converter S/N 3DT1-Up
Part Of 1224880 Torque Converter

POWER TRAIN

NOTE	REF NO	PART NUMBER	QTY	PART NAME	NOTE	REF NO	PART NUMBER	QTY	PART NAME
	1	6Y4859	1	HOUSING					
M	2	6V3823	8	BOLT (M12X1.75X60MM)					
	3	9U9658	1	BALL BEARING					
	4	6V8128	2	RING-RETAINING (59.9MM ID)					
	5	1T1621	1	RING-SEAL					
	6	1195727	1	BALL BEARING					
	7	8E8488	1	GEAR-PUMP DRIVE (62 TEETH)					
	8	5P6414	3	RING-RETAINING (125.4MM OD)					
	9	8E9972	1	IMPELLER-CONVERTER					
M	10	6V1820	34	BOLT (M10X1.50X30MM)					
	11	6V5839	34	WASHER (2.5MM THK)					
	12	6Y3151	1	STATOR-CONVERTER					
	13	6Y1093	1	ADAPTER-SPLINED					
	14	8E6648	1	SPACER-HUB					
	15	8E6647	1	SPACER-CARRIER					
	16	643843	1	RING-SNAP					
	17	3E6799	1	SEAL-O-RING (126.72MM ID)					
	18	6Y1087	1	COVER-END					
	19	8E5247	1	BALL BEARING					
	20	5K9065	1	RING-RETAINING (5.4MM OD)					
	21	6Y8005	1	TURBINE-CONVERTER					
	22	3N8506	1	RING-PISTON					
	23	6Y3148	1	SHAFT-OUTPUT					
	24	7T8518	1	CARRIER AS					
	25	4S8541	1	DOWEL					
	26	1P0604	1	PLUG-CUP					
	27	8E6539	1	HUB AS					
	28	4S8541	1	DOWEL					

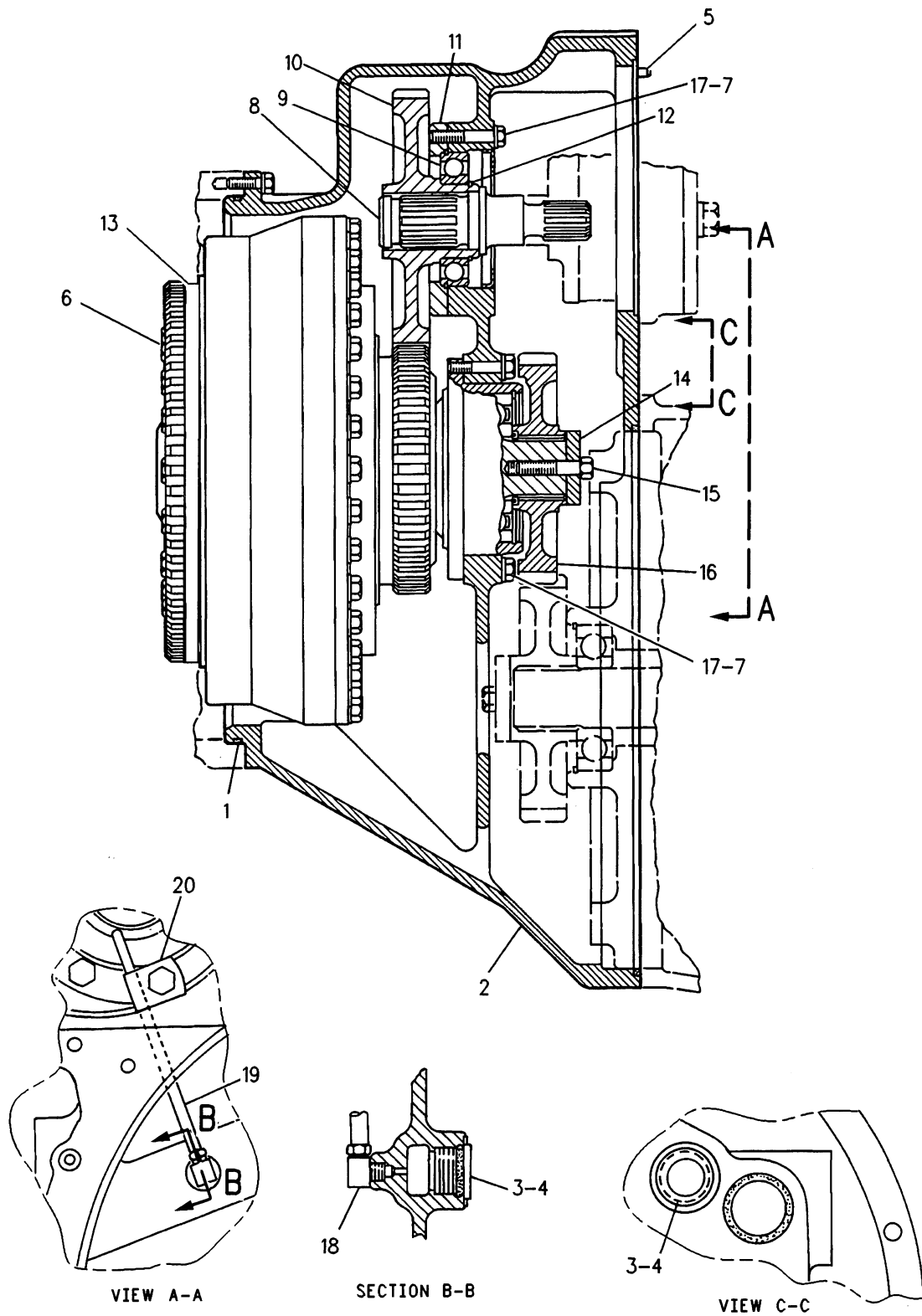
M-METRIC PART

625067 CP

3101

619798 TORQUE CONVERTER GP
Torque Converter S/N 3DT1-Up
Part Of 1224880 Torque Converter

POWER TRAIN



R-624763 CP

3101

1224880 TORQUE CONVERTER GP
 Transmission S/N 1YY1-Up
 Part Of 1223774 Transmission Ar

POWER TRAIN

NOTE	REF NO	PART NUMBER	QTY	PART NAME	NOTE	REF NO	PART NUMBER	QTY	PART NAME
	1	5P9806	1	SEAL-O-RING (430.66MM ID)					
	2	8E7772	1	HOUSING AS-TORQUE CONVERTER					
	3	9S8009	2	PLUG-O-RING					
	4	4K1388	2	SEAL-O-RING (26.59MM ID)					
	5	8S6814	1	PIN					
Y	6	6I9798	1	TORQUE CONVERTER GP					
	7	5M2894	14	WASHER (2.5MM THK)					
	8	9U8615	1	SHAFT-PUMP DRIVE					
	9	5P4992	1	BALL BEARING					
	10	8E9268	1	GEAR-PUMP DRIVE					
	11	8P1758	1	RETAINER-BEARING					
	12	353360	1	RING-RETAINING					
	13	1T1639	1	RING					
	14	1S5596	1	RETAINER					
	15	OS1579	1	BOLT (1/2-20X2IN)					
	16	1223767	1	GEAR					
	17	OS1590	14	BOLT (3/8-16X2IN)					
	18	5K9243	1	ELBOW-FLARED					
	19	8P2196	1	TUBE AS					
	20	2B2404	1	CLIP (6.35MM ID)					

Y-SEPARATE ILLUSTRATION

624764 P

3101

1224880 TORQUE CONVERTER GP
Transmission S/N 1YY1-Up
6I9798-Page 168
Part Of 1223774 Transmission Ar

POWER TRAIN

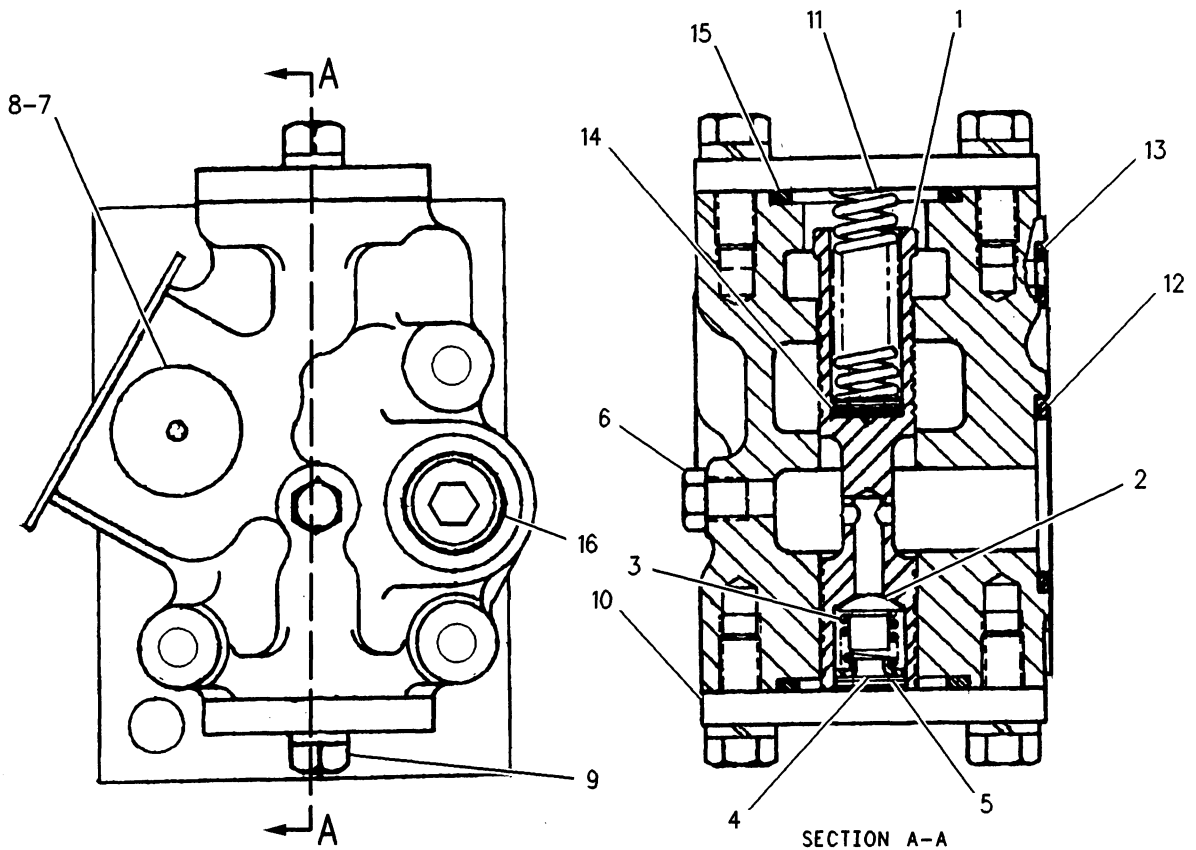
	PAGE
1 8E7566 CASE & PARTS GP-PLANETARY.....	136
1 1227187 CONTROL GP-TRANSMISSION HYD.....	140
1 6I8898 COVER GP-SHIPPING.....	141
1 1282480 GEAR GP-OUTPUT TRANSFER.....	148
1 1223775 PLANETARY GP.....	158
1 1226658 PUMP GP-GEAR.....	163
1 1224880 TORQUE CONVERTER GP.....	170
1 3S2695 VALVE GP-RELIEF.....	174

625494 P

1408

1223774 TRANSMISSION AR
Transmission S/N 1YY1-Up
Part Of 1190411 Power Train Ar

POWER TRAIN



NOTE	REF NO	PART NUMBER	QTY	PART NAME	NOTE	REF NO	PART NUMBER	QTY	PART NAME
	1	2S1384	1	SPOOL AS-RELIEF					
		2S1385	1	SPOOL-RELIEF VALVE					
	2	8M2538	1	POPPET					
	3	5M9548	1	SPRING					
	4	8M4409	1	RETAINER					
	5	7M8592	1	RING-RETAINING					
	6	8T6764	1	PLUG-PIPE					
	7	7B3028	1	SCREW-DRIVE					
	8	2P3673	1	PLATE-IDENTIFICATION					
	9	OS1594	4	BOLT					
		3B4506	4	LOCKWASHER					
	10	4M8239	2	COVER					
	11	2S1382	1	SPRING					
C	12	617540	1	SEAL-O-RING (37.69MM ID)					
C	13	6V4365	1	SEAL-O-RING (9.19MM ID)					
B	14	4M1751	1	SPACER					
B		5S7001	3	SPACER					
C	15	8M4986	2	SEAL-O-RING (37.69MM ID)					
	16	1411546	1	PLUG-PIPE					

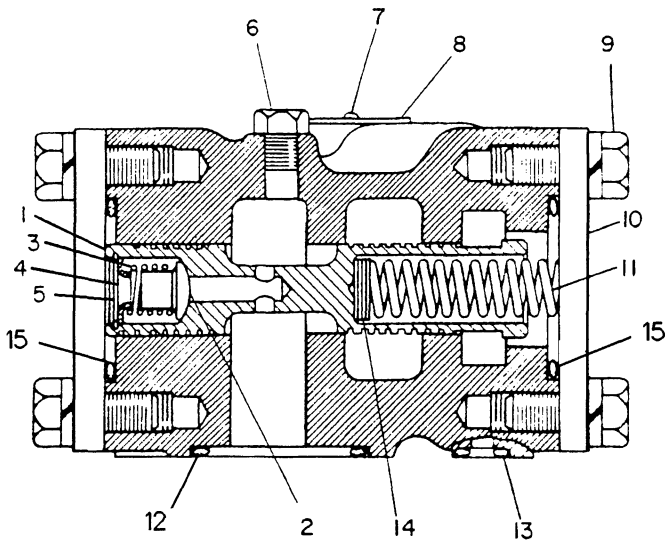
B-USE AS REQUIRED
C-CHANGE FROM PREVIOUS TYPE

R-683384 CP

3182

2P3675 VALVE GP-RELIEF
Transmission S/N 1YY1-Up
Field Replacement For 3S2695-Page 174

POWER TRAIN



NOTE	REF NO	PART NUMBER	QTY	PART NAME
	1	2S1384	1	SPOOL AS-RELIEF
		2S1385	1	SPOOL-RELIEF VALVE
	2	8M2538	1	POPPET
	3	5M9548	1	SPRING
	4	8M4409	1	RETAINER
	5	7M8592	1	RING-RETAINING
	6	8T6764	1	PLUG-PIPE
	7	7B3028	1	SCREW-DRIVE
	8	3S2654	1	PLATE (IDENTIFICATION)
	9	OS1594	4	BOLT
		3B4506	4	LOCKWASHER
	10	4M8239	2	COVER
	11	2S1382	1	SPRING
	12	617540	1	SEAL-O-RING
	13	6V4365	1	SEAL-O-RING
	14	4M1751	3	SPACER
		5S7001	5	SPACER
	15	8M4986	2	SEAL-O-RING

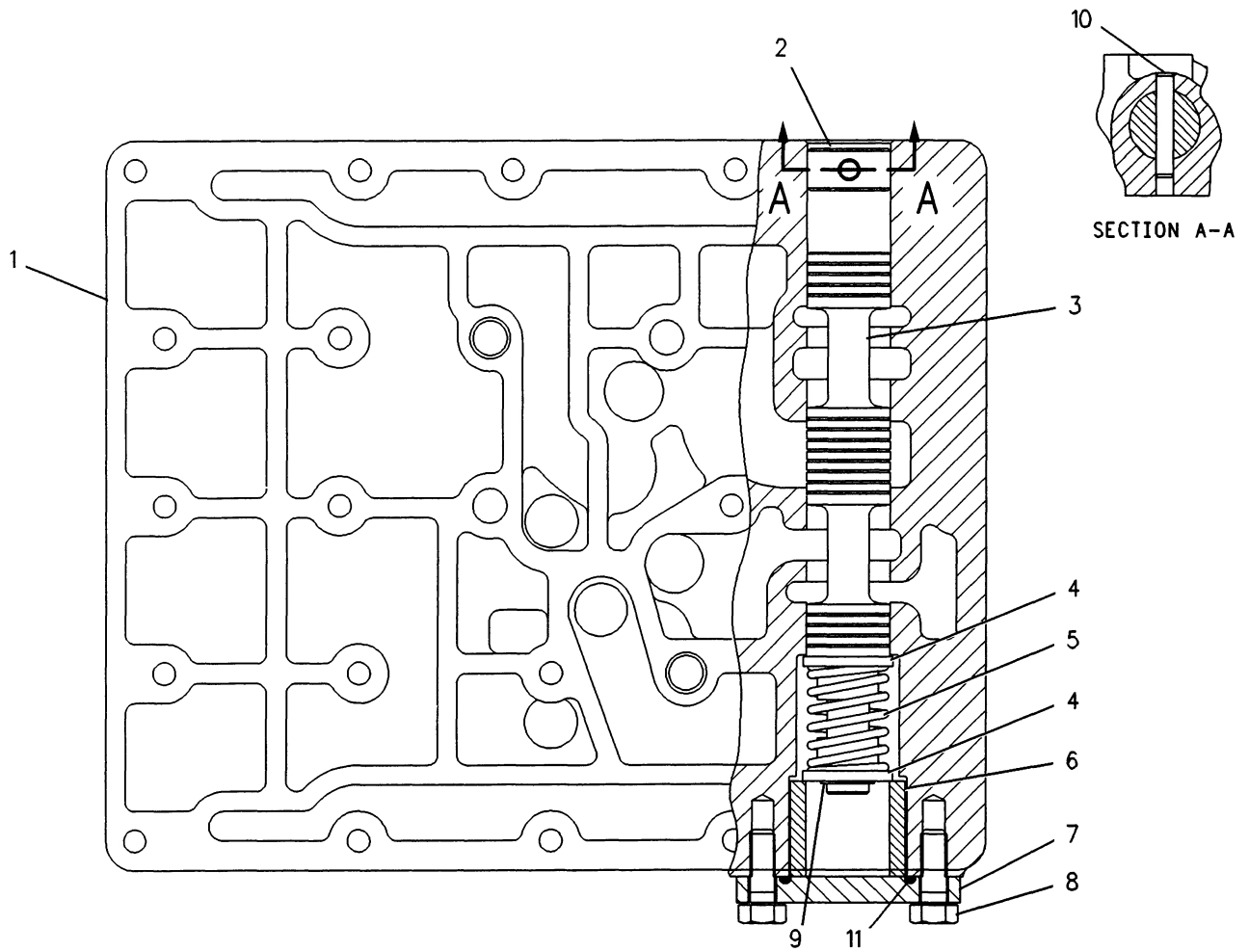
B-USE AS REQUIRED

R-494132 EP

3182

3S2695 VALVE GP-RELIEF
 Transmission S/N 1YY1-Up
 Part Of 1223774 Transmission Ar
 Field Replacement Order 2P3675-Page 173

POWER TRAIN



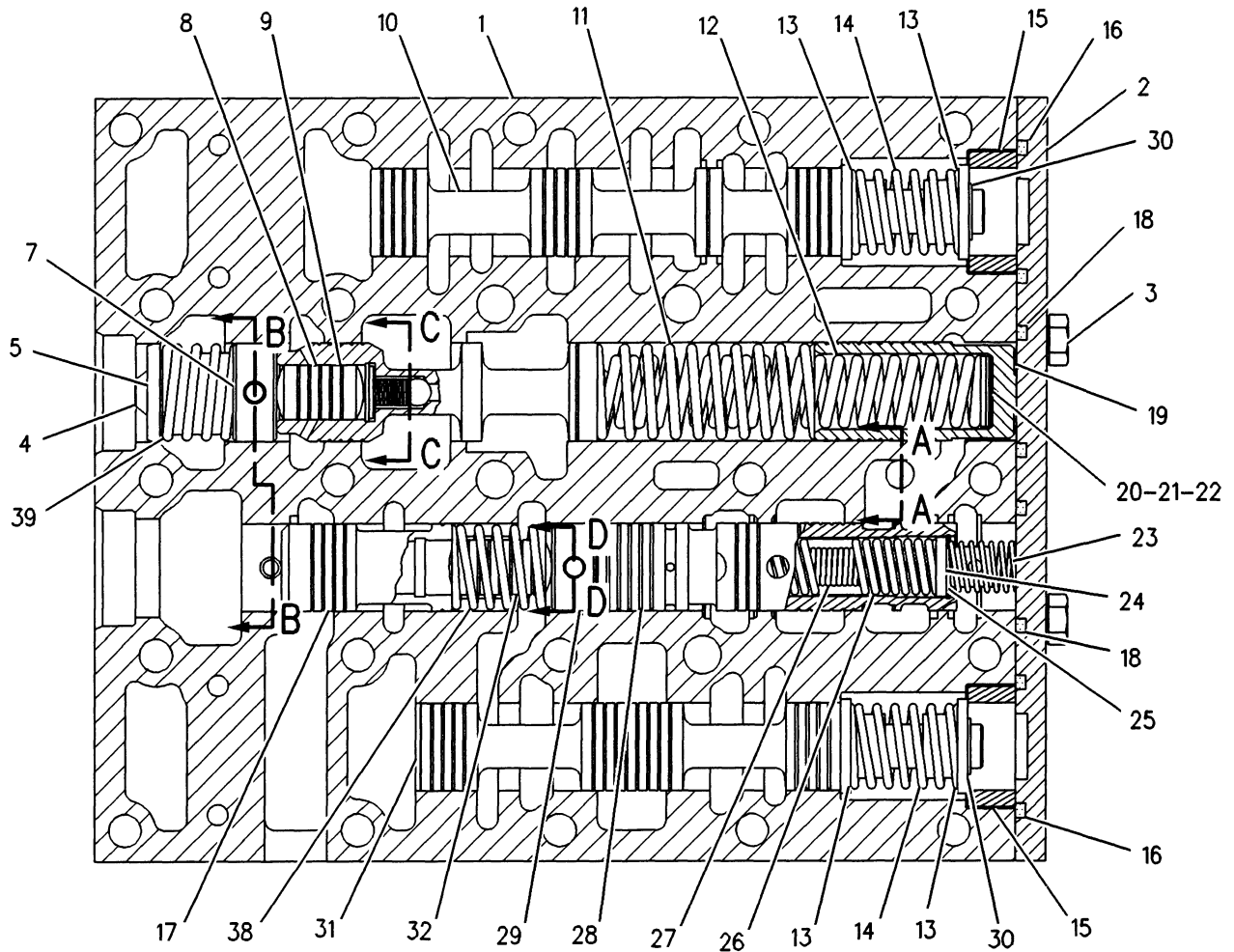
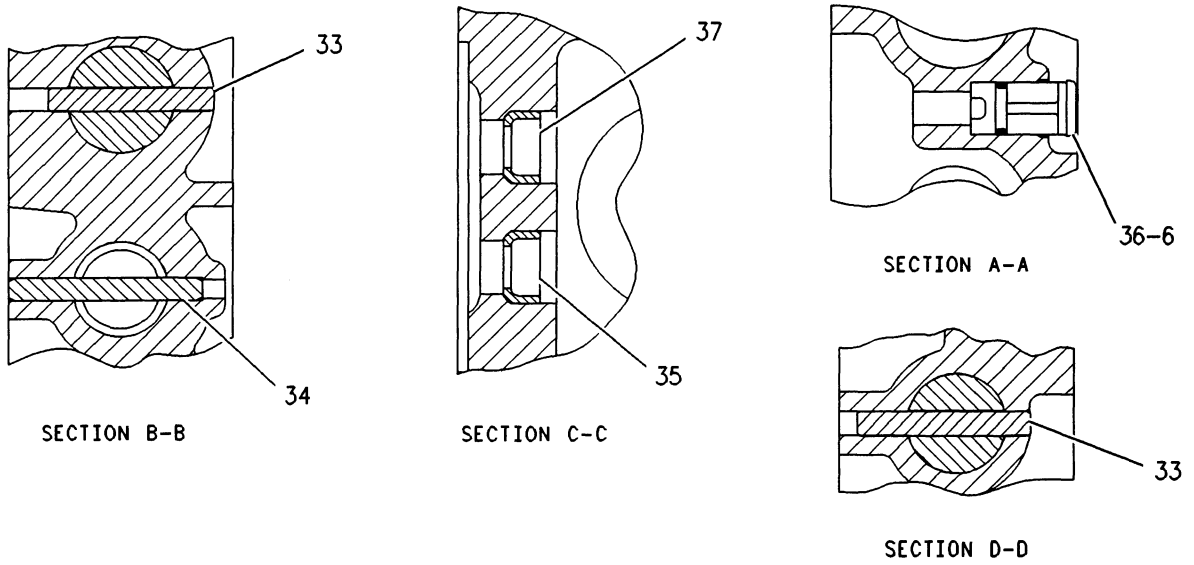
NOTE	REF NO	PART NUMBER	QTY	PART NAME	NOTE	REF NO	PART NUMBER	QTY	PART NAME
	1	8E4321	1	MANIFOLD-BOTTOM					
	2	2S4872	1	STOP					
	3	6Y0725	1	SPOOL-SELECTOR					
	4	6Y0726	2	RETAINER					
	5	6I9519	1	SPRING					
	6	6Y0729	1	STOP					
	7	7S6997	1	COVER					
	8	2B2695	2	BOLT					
	9	5P6261	1	RING-RETAINING					
	10	8H9189	1	DOWEL					
	11	6J2419	1	SEAL-O-RING					

F-544995 EP

3158

8E5158 VALVE GP-SELECTOR
 Transmission S/N 1YY1-Up
 Part Of 1227188 Valve-Transmission Control

POWER TRAIN



F-621888 CP

5064

1282758 VALVE GP-SELECTOR & PRESS CONT
 Transmission S/N 1YY1-Up
 Part Of 1227188 Valve-Transmission Control

POWER TRAIN

NOTE	REF NO	PART NUMBER	QTY	PART NAME	NOTE	REF NO	PART NUMBER	QTY	PART NAME
		1 1282730	1	BODY					
		2 6Y0728	1	COVER					
		3 2B2695	4	BOLT (5/16-18X.875IN)					
		4 2H3429	1	RING-RETAINING					
		5 1167472	1	PLUNGER					
		6 5H8853	1	SEAL-O-RING (9.3MM ID)					
		7 1167474	1	STOP					
		8 9W5567	1	SPOOL AS-RELIEF					
		3D8317	1	RING-RETAINING					
		4B9880	1	BALL					
		4M2381	1	SPRING					
		8M1013	1	RETAINER					
	9	9W5568	1	SLUG					
	10	6Y0724	1	SPOOL-SPEED SELECTOR					
	11	7G4842	1	SPRING					
	12	9P3041	1	SPRING					
	13	6Y0726	4	RETAINER					
	14	6I9519	2	SPRING					
	15	6Y0727	2	STOP					
	16	4J0521	2	SEAL-O-RING (34.52MM ID)					
	17	6P4943	1	SPOOL-RATIO					
	18	6F6673	2	SEAL-O-RING (31.34MM ID)					
	19	6P4939	1	PISTON-LOAD					
B	20	5M9622		SPACER (1.6MM THK)					
B	21	5M9623		SPACER (.9MM THK)					
B	22	5M9624		SPACER (.25MM THK)					
	23	6P9785	1	SPRING					
	24	3P8485	1	RING-RETAINING					
	25	6P9786	1	RETAINER					
	26	6P9784	1	SPRING					
	27	6P9783	1	SPRING					
	28	6Y0736	1	SPOOL-DIFFERENTIAL					
	29	2S4872	1	STOP					
	30	5P6261	2	RING-RETAINING					
	31	6Y0725	1	SPOOL-SELECTOR					
	32	5S7816	1	SLUG					
	33	2S0696	2	DOWEL					
	34	6Y0744	1	STOP					
	35	2A3746	1	PLUG-CUP					
	36	9W9831	1	ORIFICE-SCREEN					
	37	8P9296	1	ORIFICE-PLUG					
	38	6P4978	1	SPRING					
	39	1180287	1	SPRING					

B-USE AS REQUIRED

621891 CP

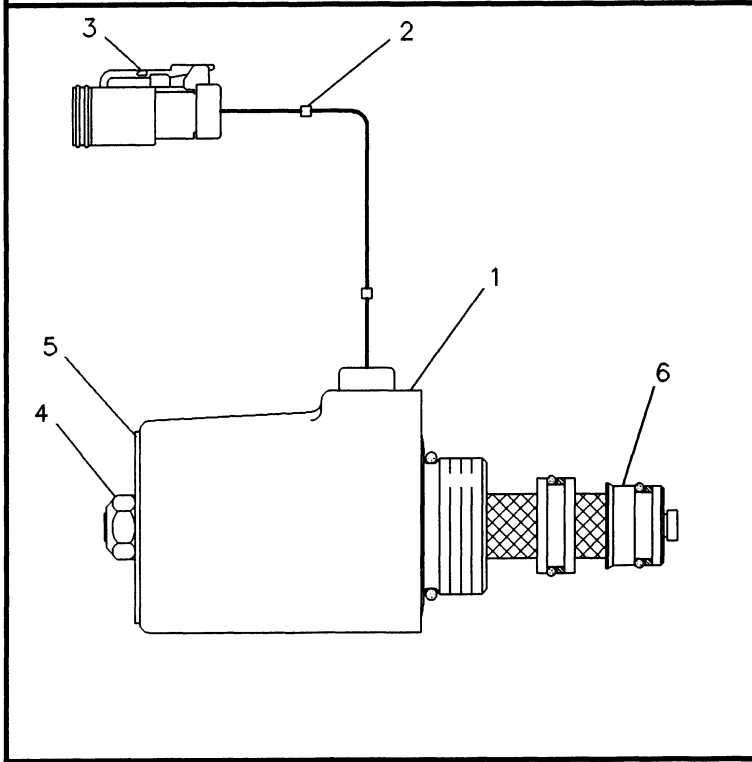
5064

1282758 VALVE GP-SELECTOR & PRESS CONT

Transmission S/N 1YY1-Up

Part Of 1227188 Valve-Transmission Control

POWER TRAIN



NOTE	REF NO	PART NUMBER	QTY	PART NAME
	1	3E3747	1	COIL AS
	2	1S9593	2	STRAP-CABLE
	3	3E3361	1	PLUG AS-CONNECTOR
		8T8730	2	SOCKET-CONNECTOR
		3E3362	1	WEDGE-PLUG LOCK
	4	1045970	1	LOCKNUT
	5	4B4276	1	WASHER (1.6MM THK)
	6	7X1121	1	CARTRIDGE AS
		1004083	1	THE FOLLOWING REPAIR KIT IS AVAILABLE: KIT-SEAL

F-569510 EP

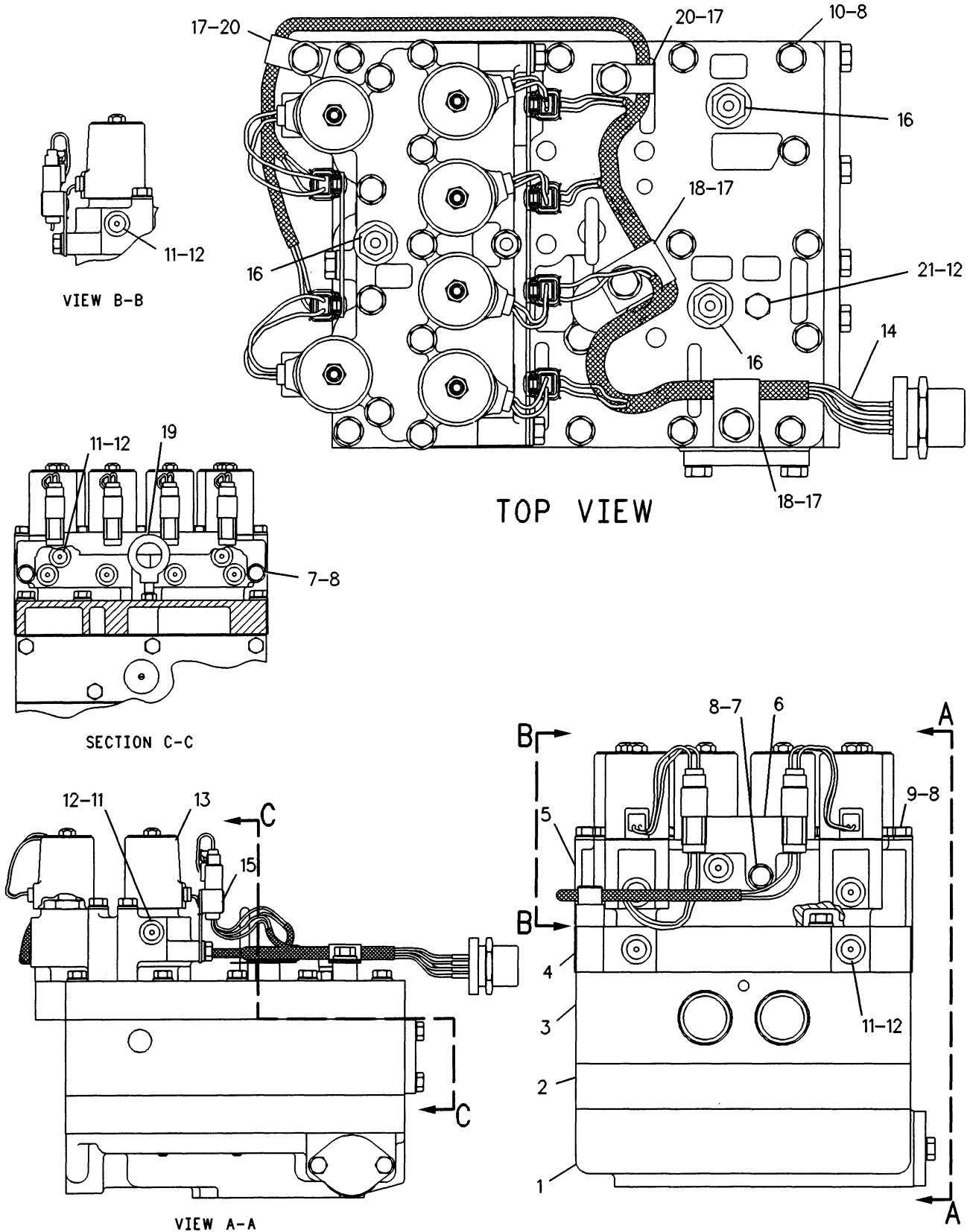
3174

3E3748 VALVE GP-SOLENOID
12 Volt DC

Transmission S/N 1YY1-Up
Part Of 1227188 Valve-Transmission Control

MEMORANDA

POWER TRAIN



F-657510 CP

5054

1227188 VALVE GP-TRANSMISSION CONTROL
 Transmission S/N 1YY1-Up
 Part Of 1227187 Control-Transmission Hydraulics

POWER TRAIN

NOTE	REF NO	PART NUMBER	QTY	PART NAME	NOTE	REF NO	PART NUMBER	QTY	PART NAME
Y	1	8E5158	1	VALVE GP-SELECTOR					
	2	8E4320	1	PLATE					
Y	3	1282758	1	VALVE GP-SELECTOR & PRESS CONT					
	4	1060553	1	MANIFOLD-TOP					
	5	8E4387	1	MANIFOLD					
	6	8E7841	1	CLIP AS-CONNECTING					
		8C3334	2	RIVET-TUBULAR					
	7	2B2695	3	BOLT (5/16-18X.875IN)					
	8	9M1974	34	WASHER-HARD (2MM THK)					
	9	1D4540	10	BOLT (5/16-18X2.75IN)					
	10	5L1761	21	BOLT (5/16-18X5.5IN)					
	11	9S8007	13	PLUG-O-RING (3/8-24 THD)					
	12	7J0204	14	SEAL-O-RING (7.65MM ID)					
Y	13	3E3748	6	VALVE GP-SOLENOID					
	14	1046727	1	HARNESS AS					
	15	8E7842	1	CLIP AS-CONNECTING					
		8C3334	4	RIVET-TUBULAR					
	16	6V3965	3	NIPPLE AS					
		3J1907	3	SEAL-O-RING (11.89MM ID)					
	17	OS1588	4	BOLT (3/8-16X1.25IN)					
		5M2894	4	WASHER (2.5MM THK)					
		1L5081	4	SPACER					
	18	5P9297	2	CLIP (9.52MM DIA)					
	19	1P7404	1	EYEBOLT					
		5S0003	1	NUT-FULL (5/16-18 THD)					
	20	8M2772	2	CLIP (6.35MM ID)					
	21	1N5999	1	PLUG					

Y-SEPARATE ILLUSTRATION

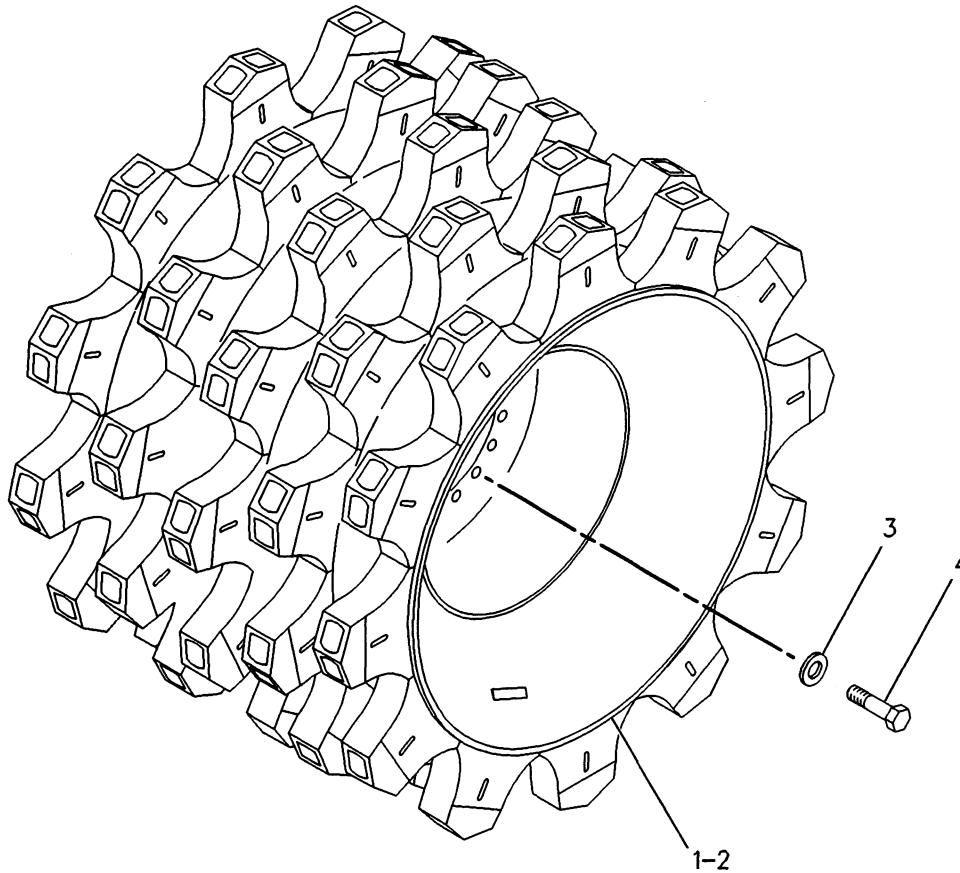
657511 CP

5054

1227188 VALVE GP-TRANSMISSION CONTROL

Transmission S/N 1YY1-Up
 8E5158-Page 175, 1282758-Page 176, 3E3748-Page 178
 Part Of 1227187 Control-Transmission Hydraulics

POWER TRAIN



NOTE	REF NO	PART NUMBER	QTY	PART NAME	NOTE	REF NO	PART NUMBER	QTY	PART NAME
	1	1288105	2	WHEEL AS-LH (LH FRONT & RH REAR) (EACH INCLUDES)					
		2K3656	1	BAR					
		7V9372	60	TIP AS (EACH INCLUDES)					
		7K6908	1	BASE					
	2	1288104	2	WHEEL AS-RH (RH FRONT & LH REAR) (EACH INCLUDES)					
		2K3656	1	BAR					
		7V9372	60	TIP AS (EACH INCLUDES)					
		7K6908	1	BASE					
	3	6V8237	80	WASHER (4MM THK) (EACH WHEEL REQUIRES 20)					
M	4	8T0380	80	BOLT (M24X3X60MM) (EACH WHEEL REQUIRES 20)					

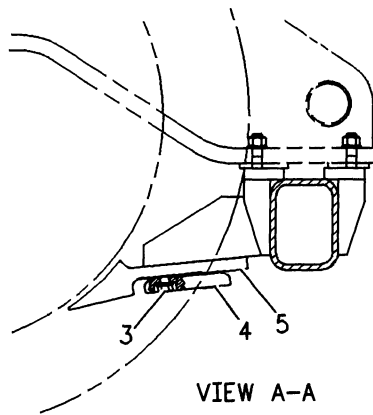
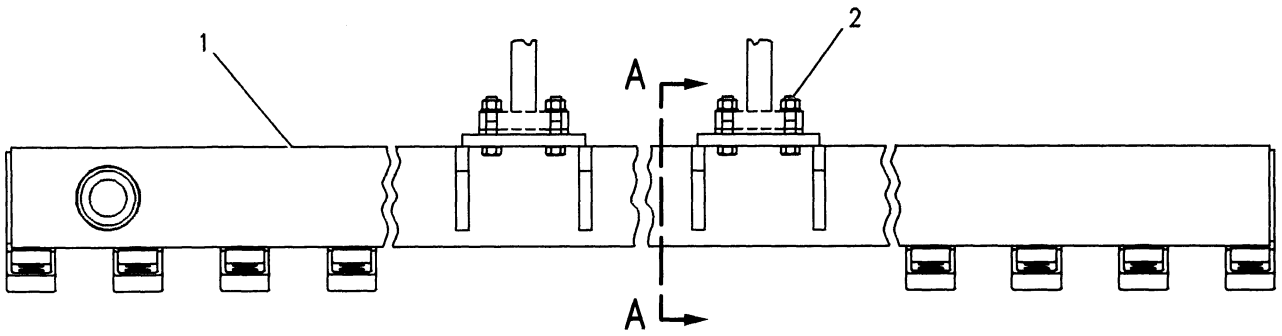
M-METRIC PART

F-624627 CP

4206

1213179 WHEEL GP-COMPACTOR
Part Of 1190411 Power Train Ar

FRAME AND BODY



NOTE	REF NO	PART NUMBER	QTY	PART NAME	NOTE	REF NO	PART NUMBER	QTY	PART NAME
	1	8R3830	1	CLEANER BAR AS					
C		1082073	8	PLATE					
	2	1D4630	8	BOLT (7/8-9X4IN)					
		5P8249	8	WASHER					
		2J3505	8	NUT-FULL (7/8-9 THD)					
C	3	9X8887	16	BOLT (3/4-10X3.00IN)					
		2S0115	16	WASHER-HARD					
C	4	1062048	8	RETAINER					
C	5	1062047	8	TIP					

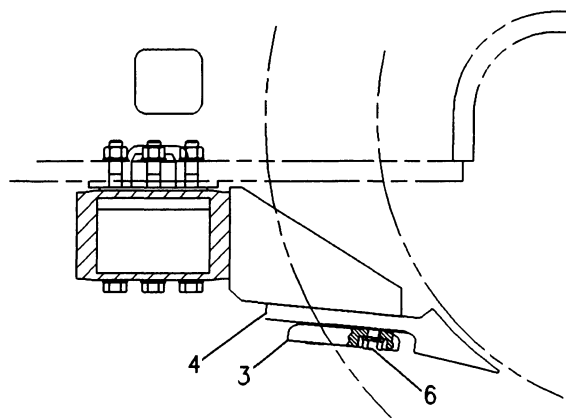
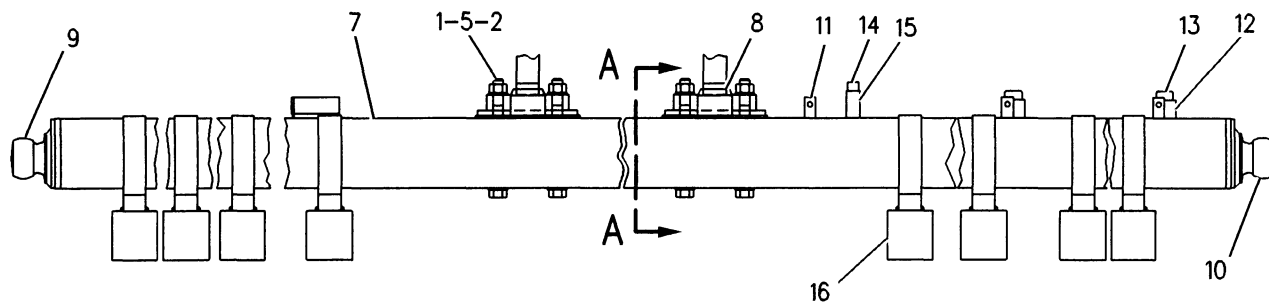
C-CHANGE FROM PREVIOUS TYPE

F-563616 EP

7160

8R3827 CLEANER BAR GP
Part Of 1190011 Chassis Ar

FRAME AND BODY



VIEW A-A

NOTE	REF NO	PART NUMBER	QTY	PART NAME	NOTE	REF NO	PART NUMBER	QTY	PART NAME
C	1	2J3505	12	NUT-FULL (7/8-9 THD)					
C	2	1D6260	12	BOLT (7/8-9X9.5IN)					
C	3	1062048	8	RETAINER					
C	4	1062047	8	TIP					
C	5	5P8249	24	WASHER					
C	6	9X8887	16	BOLT (3/4-10X3.00IN)					
		2S0115	16	WASHER-HARD					
	7	8R3837	1	SUPPORT AS					
	8	3J9125	2	DOWEL					
	9	7V6668	1	TRUNNION AS-RH					
	10	7V9591	1	TRUNNION AS-LH					
C	11	1U4198	6	LUG					
C	12	1U4199	2	BLOCK					
C	13	4J7554	2	CLAMP-HOSE					
C	14	6K2198	1	BOSS (3/8X16X.709IN OAL)					
C	15	8M5890	1	BLOCK					
	16	8R3842	8	PLATE					

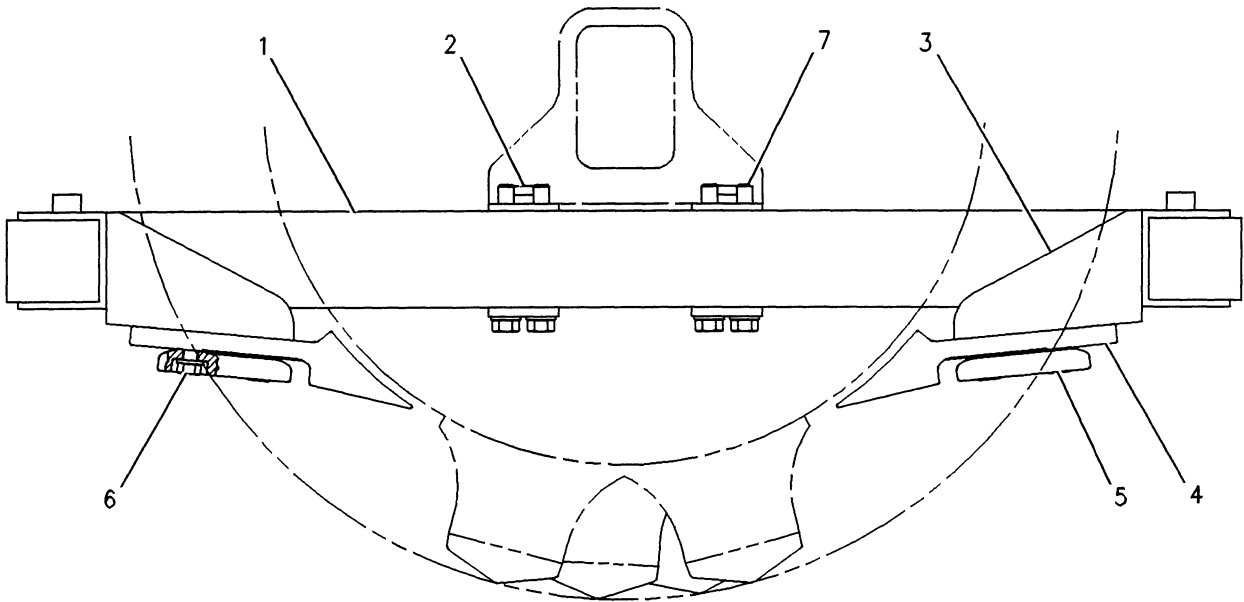
C-CHANGE FROM PREVIOUS TYPE

F-646526 CP

7160

8R3836 CLEANER BAR GP
Part Of 1190011 Chassis Ar

FRAME AND BODY



NOTE	REF NO	PART NUMBER	QTY	PART NAME	NOTE	REF NO	PART NUMBER	QTY	PART NAME
	1	8R3850	1	CLEANER BAR AS					
	2	6J8711	2	DOWEL					
C	3	1082074	8	PLATE					
C	4	1062047	8	TIP					
C	5	1062048	8	RETAINER					
C	6	9X8887	16	BOLT (3/4-10X3.00IN)					
		2S0115	16	WASHER-HARD					
	7	1K9422	8	BOLT (7/8-9X7.5IN)					
		5P8249	8	WASHER					

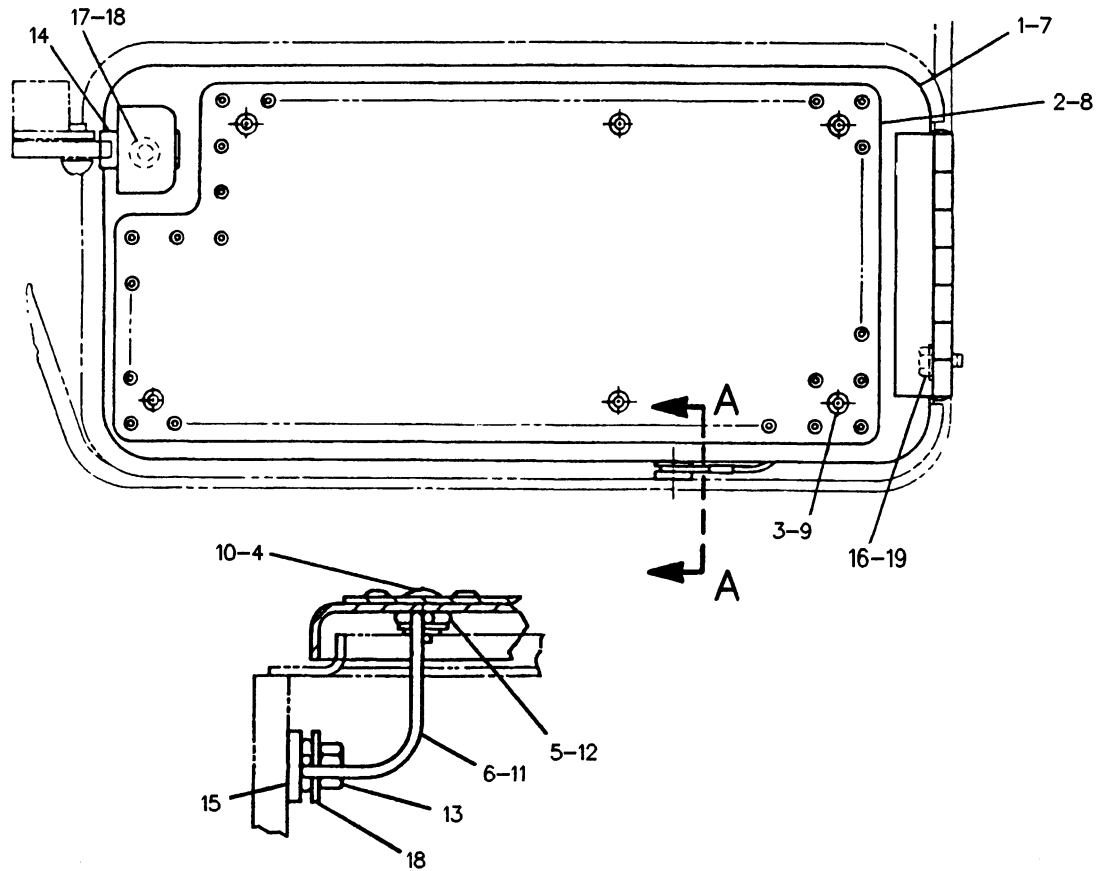
C-CHANGE FROM PREVIOUS TYPE

F-563998 EP

7160

8R3849 CLEANER BAR GP
Part Of 1190011 Chassis Ar

FRAME AND BODY



SECTION A-A

NOTE	REF NO	PART NUMBER	QTY	PART NAME	NOTE	REF NO	PART NUMBER	QTY	PART NAME
	1	4E2086	1	DOOR AS-LH					
	2	4E2085	1	TREAD-LH					
	3	6V2370	5	RIVET-POP					
	4	6V4604	1	RIVET-POP					
	5	9V1820	1	SPACER					
	6	9V1777	1	CABLE					
	7	4E2090	1	DOOR AS-RH					
	8	4E2089	1	TREAD-RH					
	9	6V2370	1	RIVET-POP					
	10	6V4604	1	RIVET-POP					
	11	9V1777	1	CABLE					
	12	9V1820	1	SPACER					
	13	6V8801	2	NUT (3/8-16 THD)					
	14	6W5803	2	PLATE					
	15	8T4223	2	WASHER-HARD (3MM THK)					
MC	16	8T4137	4	BOLT (M10X1.50X20MM)					
	17	8T9371	2	BOLT (3/8-16X.5IN)					
C	18	5P1075	4	WASHER-HARD					
C	19	7X7729	4	WASHER					

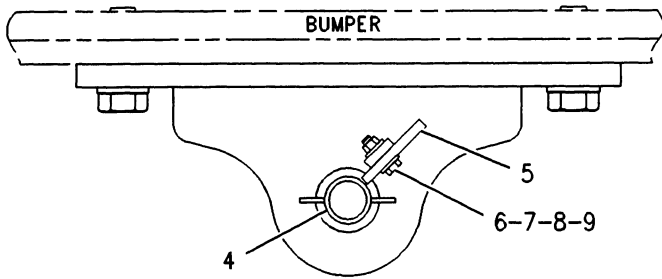
C-CHANGE FROM PREVIOUS TYPE
M-METRIC PART

R-561982 EP

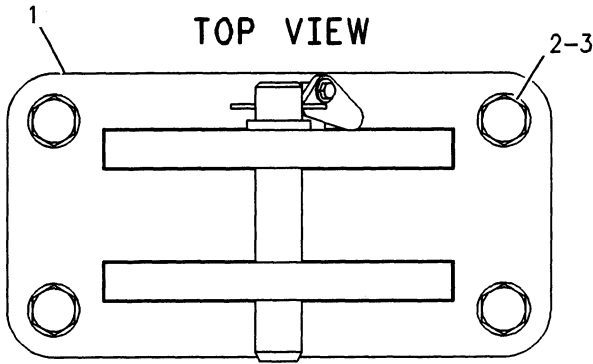
7257

4E2091 DOOR GP-BATTERY
Part Of 1190011 Chassis Ar

FRAME AND BODY



TOP VIEW



REAR VIEW

NOTE	REF NO	PART NUMBER	QTY	PART NAME
	1	1223495	1	BRACKET AS
	2	9X8258	4	WASHER
M	3	7X2580	4	BOLT (M30X3.5X90MM)
	4	6W5427	1	PIN AS
		2K3549	1	PIN-SPRING
	5	9C4197	1	LATCH
	6	7X7729	2	WASHER (3MM THK)
M	7	8T4196	1	BOLT (M10X1.50X35MM)
M	8	8T4133	1	NUT (M10X1.50 THD)
	9	5G2514	1	TUBE

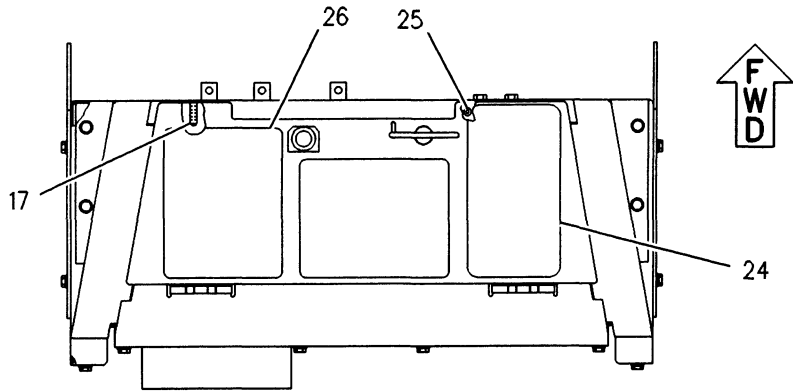
M-METRIC PART

F-622634 CP

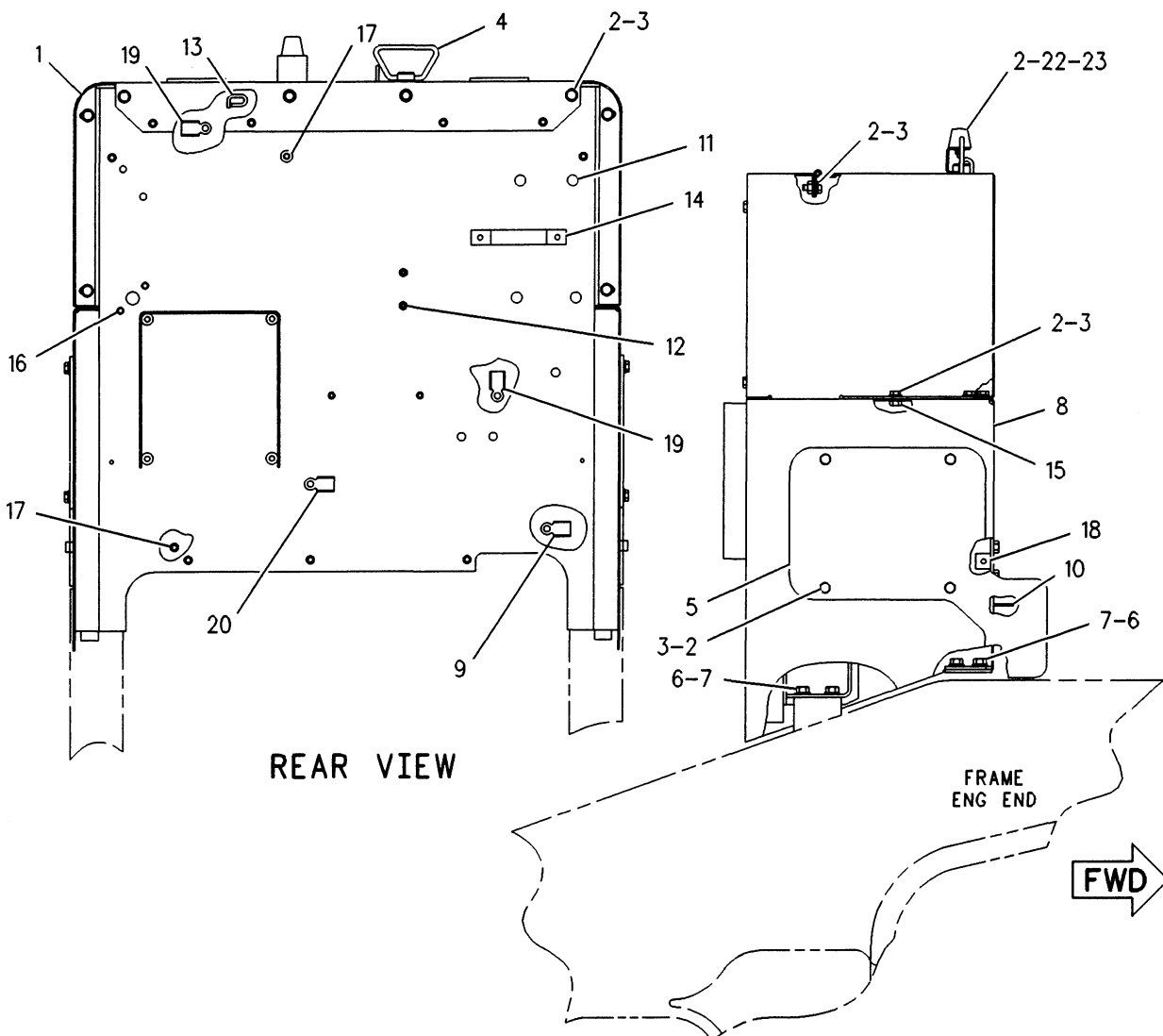
7105

1213071 DRAWBAR GP
Part Of 1190011 Chassis Ar

FRAME AND BODY



TOP VIEW



REAR VIEW

RIGHT SIDE VIEW

F-622699 CP

7262

1286752 FIREWALL GP
Part Of 1190011 Chassis Ar

FRAME AND BODY

NOTE	REF NO	PART NUMBER	QTY	PART NAME	NOTE	REF NO	PART NUMBER	QTY	PART NAME
	1	1003868	1	COVER AS					
		4E3580	1	BRACKET AS					
		7T1099	1	LINK					
M		8T3490	8	NUT-WELD (M10X1.5 THD)					
	2	8T4121	29	WASHER (2.5MM THK)					
M	3	8T4136	28	BOLT (M10X1.50X25MM)					
	4	9U3242	1	DOOR AS					
		8R2566	2	HINGE					
		8V6072	1	LATCH AS					
	5	1286753	2	COVER					
	6	8T4223	8	WASHER-HARD (3MM THK)					
	7	5P2228	8	BOLT (1/2-13X1IN)					
	8	1082833	1	FIREWALL AS					
	9	3T0050	1	CLIP					
	10	3V0778	3	BRACKET					
M	11	6V8143	4	STUD-WELD (M8X1.25X20MM OAL)					
M	12	6V9632	2	NUT-WELD (M6X1 THD)					
	13	7T1099	2	LINK					
	14	8R3394	1	BLOCK (25MM X 162MM)					
M	15	8T3490	47	NUT-WELD (M10X1.5 THD)					
M	16	8T3612	4	NUT-WELD (M8X1.25 THD)					
M	17	8T9087	5	STUD-WELD (M10X1.5X25.1MM OAL)					
	18	8X5147	1	BLOCK (30MM X 30MM)					
	19	9G9152	2	CLIP (10.5MM ID)					
	20	9G9154	1	CLIP (10.5MM ID)					
	21	9R2821	4	BOSS					
M	22	8T4133	1	NUT (M10X1.50 THD)					
	23	1066553	1	BUMPER-CONICAL					
	24	354866	1	TREAD-NONSKID					
	25	688993	3	GROMMET					
	26	346254	2	TREAD-NONSKID					

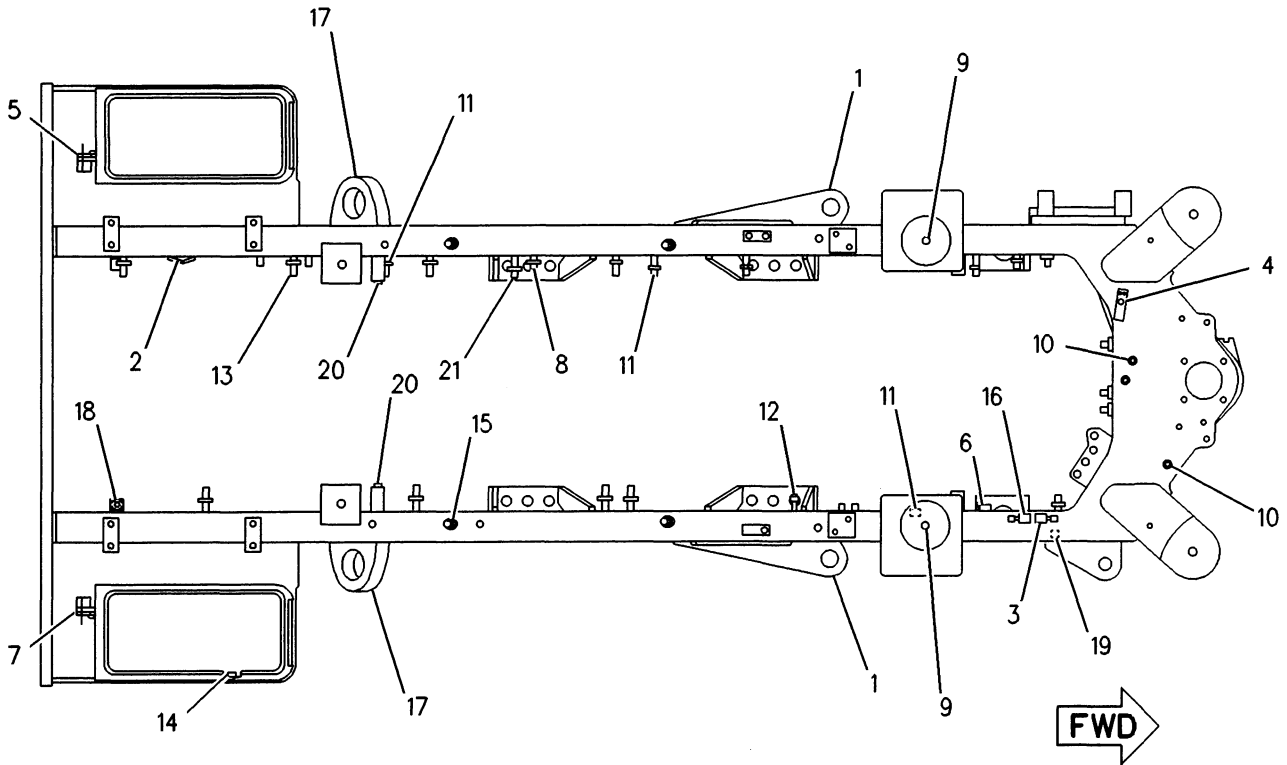
M-METRIC PART

622700 CP

7262

1286752 FIREWALL GP
Part Of 1190011 Chassis Ar

FRAME AND BODY



TOP VIEW

NOTE	REF NO	PART NUMBER	QTY	PART NAME	NOTE	REF NO	PART NUMBER	QTY	PART NAME
	1	7V5309	2	BRACKET		19	9F2978	1	NUT-WELD (3/8-16 THD)
	2	7T1099	1	LINK		20	8S1783	1	PLATE-GROUNDING
	3	9G9150	1	CLIP		21	8J8230	1	STUD (3/8-16X2.5IN OAL)
	4	4V0969	1	PLATE AS					
	5	6W5810	1	LATCH AS-LH					
		4H8380	1	PIN-SPRING					
	6	7V0008	1	BLOCK					
	7	6W5807	1	LATCH AS-RH					
		4H8380	1	PIN-SPRING					
	8	9K3050	2	STUD-WELD (1/2-13X1.375IN OAL)					
	9	4K7239	2	DOWEL					
	10	6V3232	2	BOSS-WELD (44.8MM LONG)					
	11	5P8899	4	STUD-WELD (3/8-16X1.79IN OAL)					
	12	5P8482	6	STUD-WELD (3/8-16X1.75IN OAL)					
	13	4K8479	13	STUD-WELD (3/8-16X1.25IN OAL)					
	14	5P5014	4	STUD-WELD (3/8-16X.874IN OAL)					
	15	5P1778	6	STUD-WELD (3/8-16X1.12IN OAL)					
	16	9G9152	1	CLIP (10.5MM ID)					
	17	7K1972	2	EYE					
M	18	8T3490	1	NUT-WELD (M10X1.5 THD)					

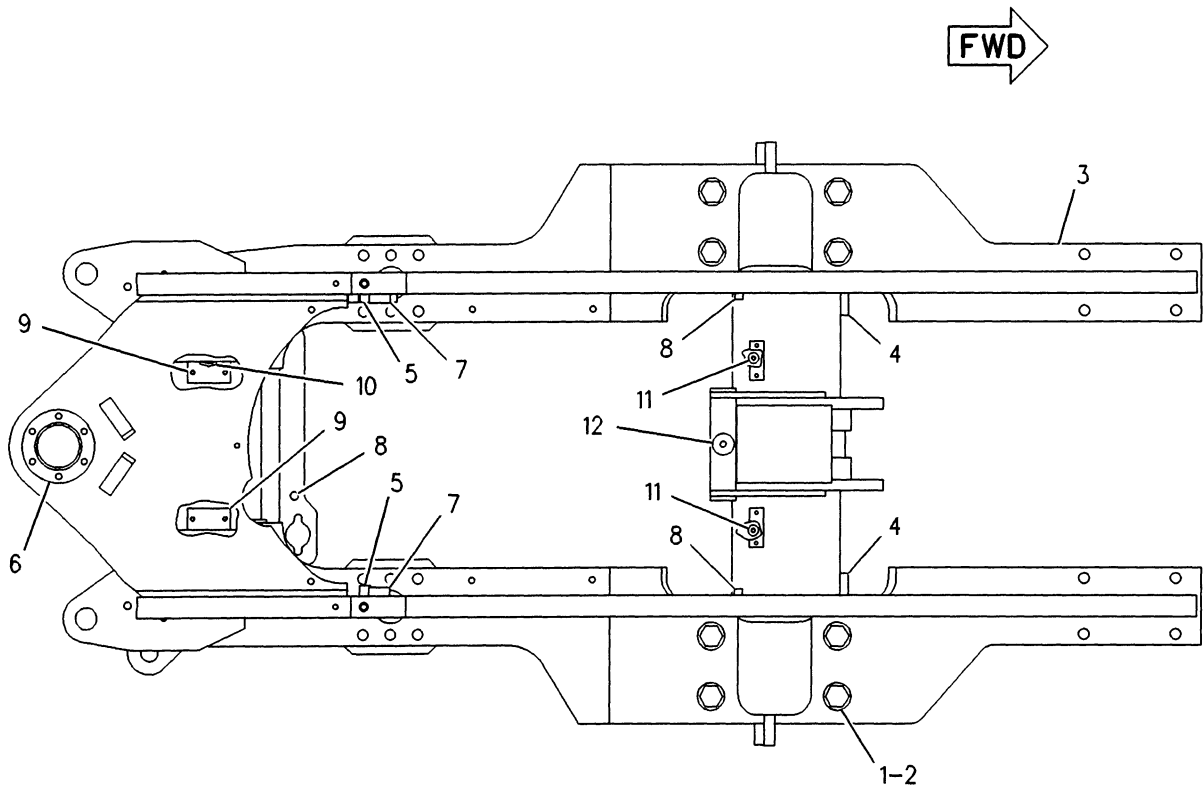
M-METRIC PART

F-654725 CP

7051

1213072 FRAME AS-REAR
Part Of 1190011 Chassis Ar

FRAME AND BODY



TOP VIEW

NOTE	REF NO	PART NUMBER	QTY	PART NAME	NOTE	REF NO	PART NUMBER	QTY	PART NAME
M	1	1035647	8	SPACER					
	2	7Y5231	8	BOLT (M30X3.5X260MM)					
	3	1224754	1	FRAME AS					
	4	1J7540	2	BOSS (5/8-11X1.0IN OAL)					
	5	3Y7829	4	BOSS					
	6	4V4149	1	BOSS					
	7	4V0870	4	BLOCK					
	8	5B1983	3	BOSS (3/8-16X.59IN OAL)					
	9	5D4167	2	PLATE					
	10	7T1099	1	LINK					
	11	6K2198	2	BOSS (3/8-16X.709IN OAL)					
	12	7V4016	1	BOSS					

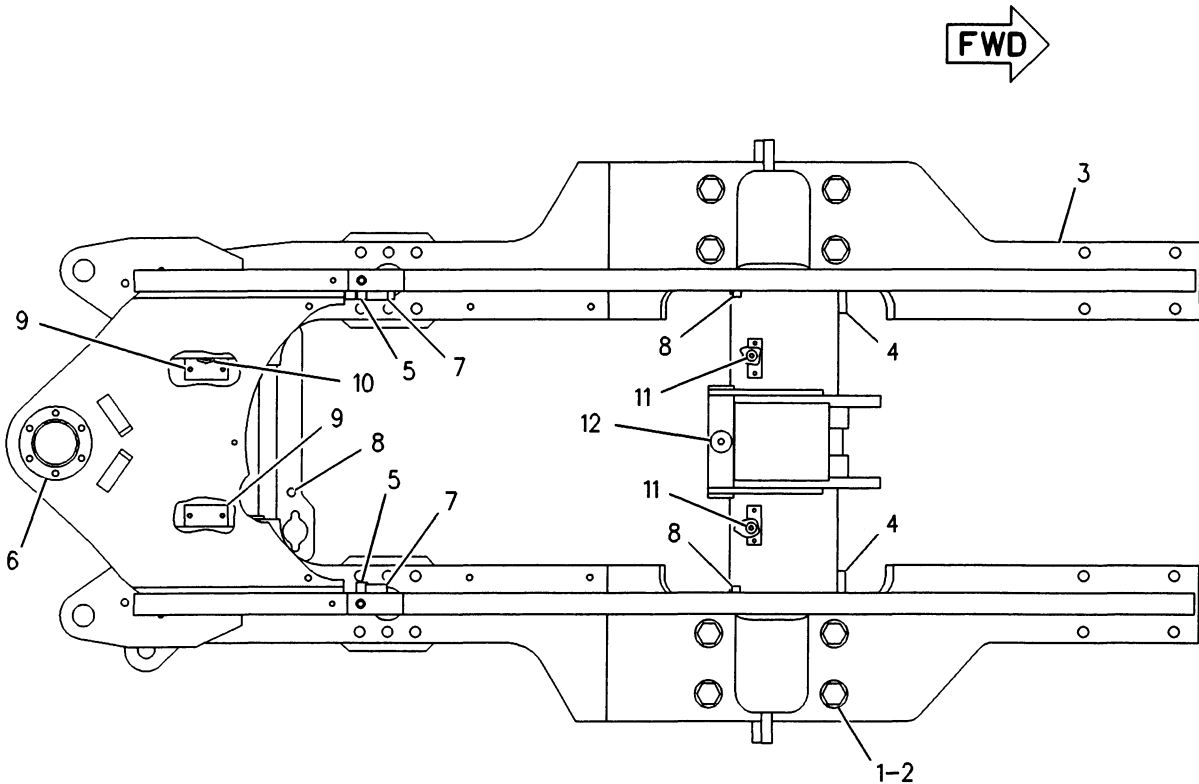
M-METRIC PART

F-691012 CP

7051

1213069 FRAME GP-FRONT
S/N 1GN1-262
Part Of 1190011 Chassis Ar

FRAME AND BODY



TOP VIEW

NOTE	REF NO	PART NUMBER	QTY	PART NAME	NOTE	REF NO	PART NUMBER	QTY	PART NAME
C	1	1371258	8	SPACER					
M	2	7Y5231	8	BOLT (M30X3.5X260MM)					
	3	1224754	1	FRAME AS					
	4	1J7540	2	BOSS (5/8-11X1.0IN OAL)					
	5	3Y7829	4	BOSS					
	6	4V4149	1	BOSS					
	7	4V0870	4	BLOCK					
	8	5B1983	3	BOSS (3/8-16X.59IN OAL)					
	9	5D4167	2	PLATE					
	10	7T1099	1	LINK					
	11	6K2198	2	BOSS (3/8-16X.709IN OAL)					
	12	7V4016	1	BOSS					

C-CHANGE FROM PREVIOUS TYPE
M-METRIC PART

F-691019 CP

7051

1213069 FRAME GP-FRONT
S/N 1GN263-Up
Part Of 1190011 Chassis Ar

MEMORANDA

) |

) |

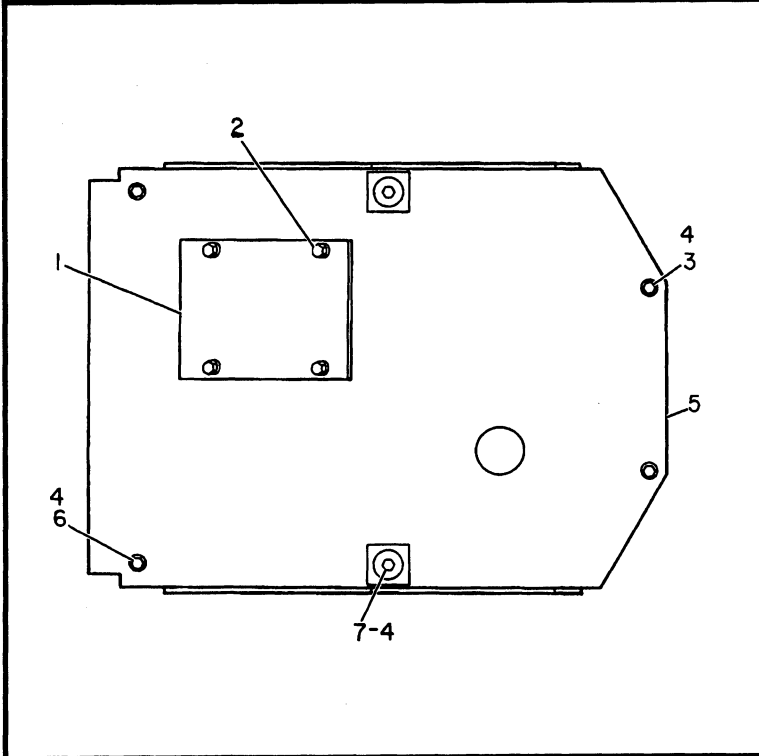
) |

) |

) $\frac{L}{73}$

MEMORANDA

FRAME AND BODY



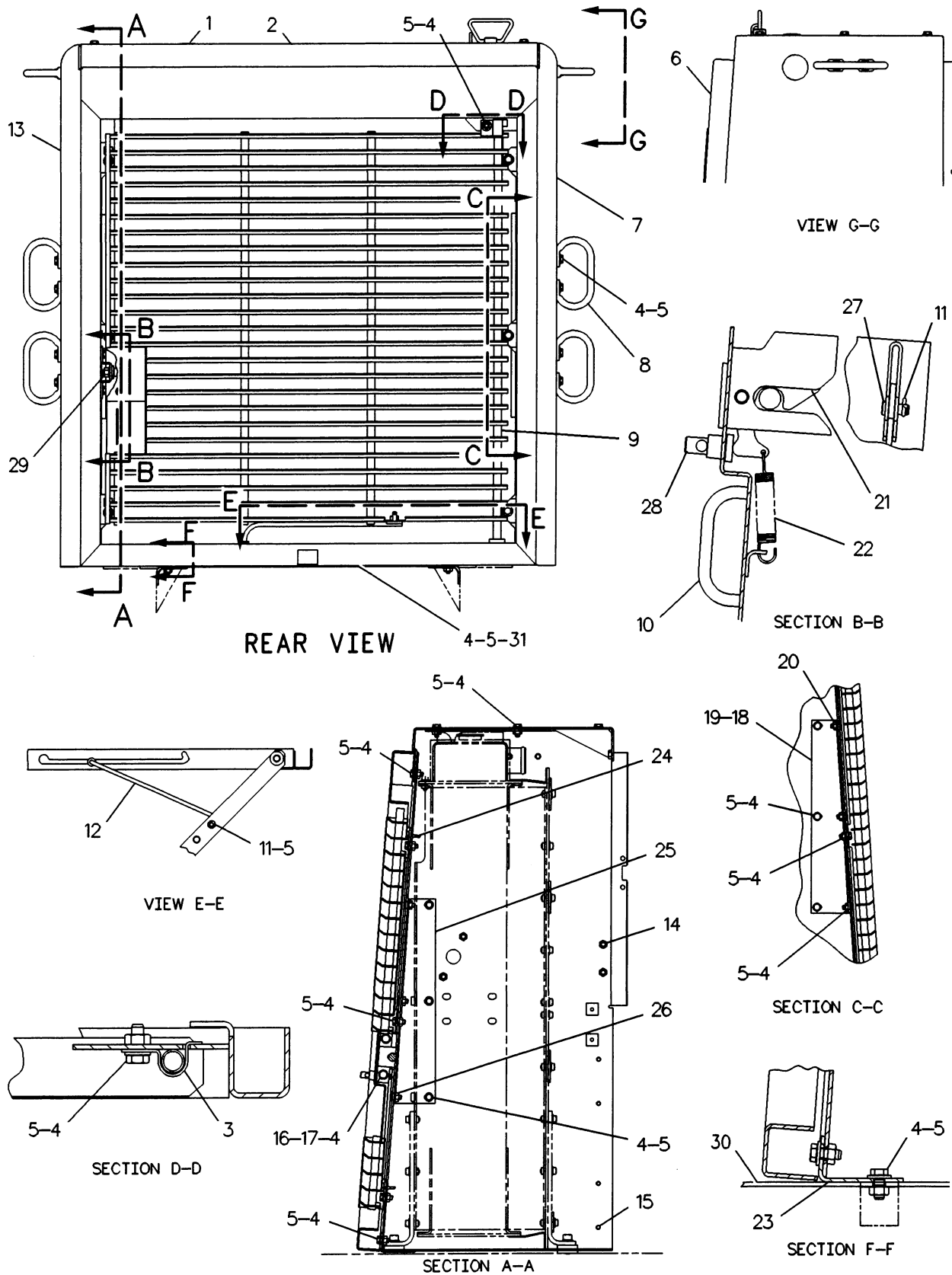
NOTE	REF NO	PART NUMBER	QTY	PART NAME
	1	8V2843	1	PLATE
	2	5P2566	4	BOLT
	3	8T4223	4	WASHER-HARD
	3	7X0344	2	BOLT
	4	8T4122	6	WASHER
	5	8R4134	1	PLATE AS
		1F0748	4	NUT-WELD
		9V1942	2	SPACER
	6	6K0137	2	BOLT-LOCKING
	7	7X0362	2	BOLT

B-491817 EP

7153

8R4868 GUARD GP-POWER TRAIN
Part Of 1190011 Chassis Ar

FRAME AND BODY



F-640693 CP

7155

8R5051 GUARD GP-RADIATOR
Part Of 1190011 Chassis Ar

FRAME AND BODY

NOTE	REF NO	PART NUMBER	QTY	PART NAME	NOTE	REF NO	PART NUMBER	QTY	PART NAME
	1	4F8711	1	PLUG (39.69MM DIA)					
	2	8R7974	1	COVER AS					
M		8T3490	4	NUT-WELD (M10X1.5 THD)					
		7V5607	1	DOOR AS					
		8V6072	1	LATCH AS					
M	3	4E2436	1	CLAMP					
	4	8T4136	52	BOLT (M10X1.5OX25MM)					
	5	8T4121	51	WASHER (2.5MM THK)					
M	6	9U1906	1	FRAME AS					
		8T3490	3	NUT-WELD (M10X1.5 THD)					
M	7	8R7964	1	PANEL AS-RH					
		8T3490	16	NUT-WELD (M10X1.5 THD)					
M		8T4967	4	STUD (M10X1.5X23MM OAL)					
C	8	1045483	6	HANDHOLD					
	9	9U1901	1	GRILL AS					
	10	8G0871	1	HANDLE					
	11	3B4615	2	PIN-COTTER					
	12	4E2686	1	ROD AS					
		8T4121	2	WASHER (2.5MM THK)					
M	13	8R7969	1	PANEL AS-LH					
	14	8T3490	16	NUT-WELD (M10X1.5 THD)					
M	15	8T4967	4	STUD (M10X1.5X23MM OAL)					
	16	9U1910	1	BRACKET					
	17	7X7729	2	WASHER (3MM THK)					
	18	1180405	1	SUPPORT AS-RH					
M	19	8T6462	2	BOSS-WELD					
M	20	8T3490	3	NUT-WELD (M10X1.5 THD)					
	21	6W5818	1	LATCH					
	22	6W5817	1	SPRING					
M	23	1325783	1	ANGLE AS					
		8T3490		NUT-WELD (M10X1.5 THD)					
	24	5V3854	2	BUMPER					
	25	1180403	1	SUPPORT AS-LH					
M	26	8T3490	3	NUT-WELD (M10X1.5 THD)					
	27	3B2062	1	PIN (3/8IN OD)					
	28	9V0450	1	PIN (15MM OD)					
	29	9V0344	1	PIN (LATCH STRIKER)					
		6V8188	1	NUT (1/2-13 THD)					
		8T4223	1	WASHER-HARD (3MM THK)					
	30	1325786	1	BAFFLE					
	31	1325785	1	PLATE					

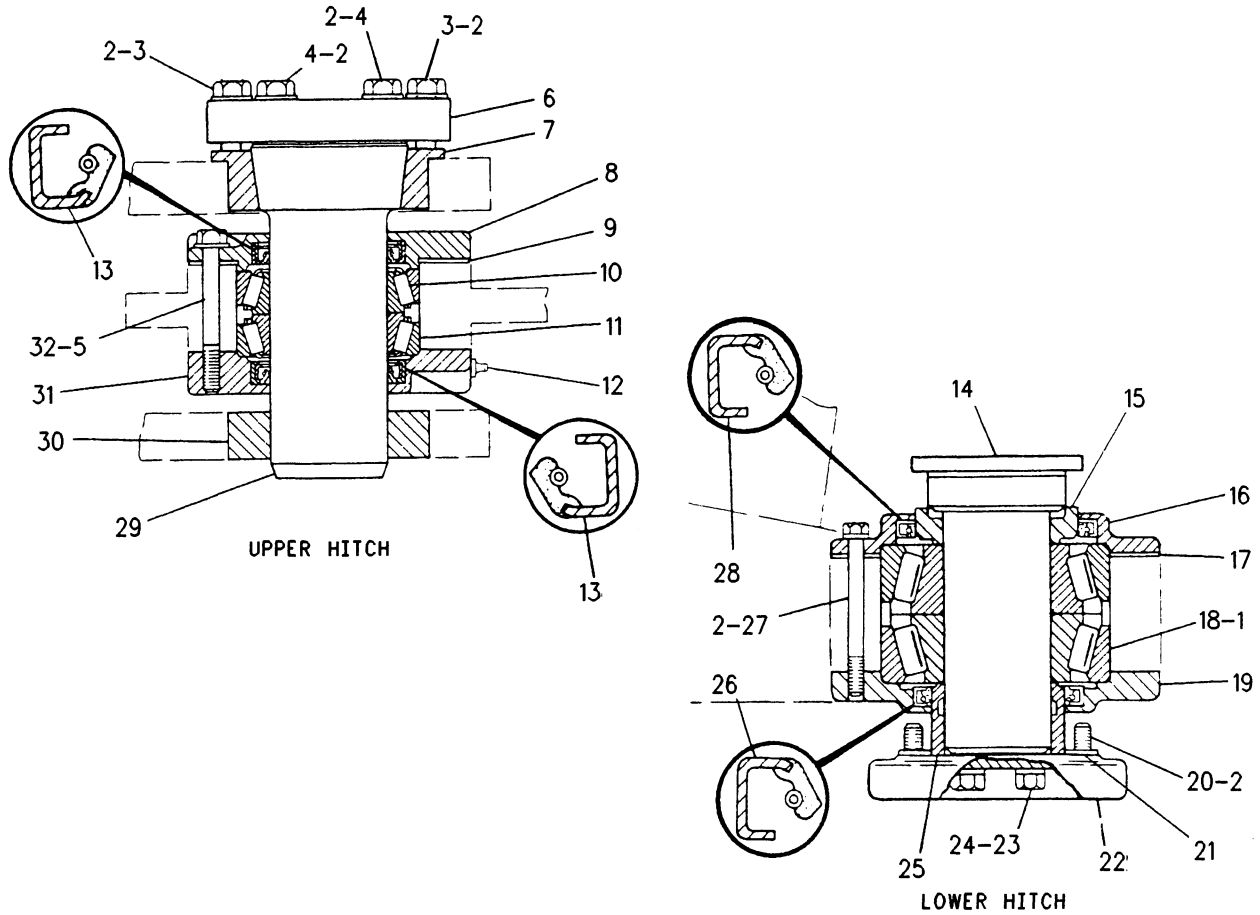
C-CHANGE FROM PREVIOUS TYPE
M-METRIC PART

640694 P

7155

8R5051 GUARD GP-RADIATOR
Part Of 1190011 Chassis Ar

FRAME AND BODY



NOTE	REF NO	PART NUMBER	QTY	PART NAME	NOTE	REF NO	PART NUMBER	QTY	PART NAME
C	1	1B3934	2	CUP-ROLLER BEARING		24	8T4122	4	WASHER (3.5MM THK)
	2	8T4223	20	WASHER-HARD (3MM THK)		25	4K6781	1	SPACER
C	3	7X0325	4	BOLT (1/2-13X2.50IN)		26	4K7462	1	SEAL-LIP
	4	8T8919	2	BOLT (1/2-13X1.75IN)		27	7X0333	8	BOLT (1/2-13X4.75IN)
	5	7X0316	6	BOLT (7/16-14X3.50IN)		28	4K7461	1	SEAL-LIP
	6	5K3493	1	COVER		29	9V3853	1	PIN
	7	9V3829	1	COLLAR		30	9V3852	1	BEARING-SLEEVE
	8	9V6523	1	CAP		31	9V6524	1	CAP
	9	9V6525	1	SHIM PACK (INCL 20 SHIMS)		32	8T5360	6	WASHER (2.5MM THK)
	10	7D8348	2	CUP-ROLLER BEARING					
	11	7D8349	2	CONE-ROLLER BEARING					
	12	3B8489	2	FITTING-GREASE					
	13	3K2876	2	SEAL-LIP					
	14	4K6558	1	PIN-LOWER					
	15	4K6780	1	SPACER					
	16	4K6761	1	CAP-UPPER					
	17	4K7465	1	SHIM PACK (INCL 19 SHIMS)					
C	18	3F7183	2	CONE-ROLLER BEARING					
	19	4K6760	1	CAP-LOWER					
	20	5P2566	6	BOLT (1/2-13X1.50IN)					
	21	4K7464	1	SHIM PACK (INCL 19 SHIMS)					
	22	4V0015	1	PLATE-LOCKING					
	23	7X0345	4	BOLT (5/8-11X1.75IN)					

C-CHANGE FROM PREVIOUS TYPE

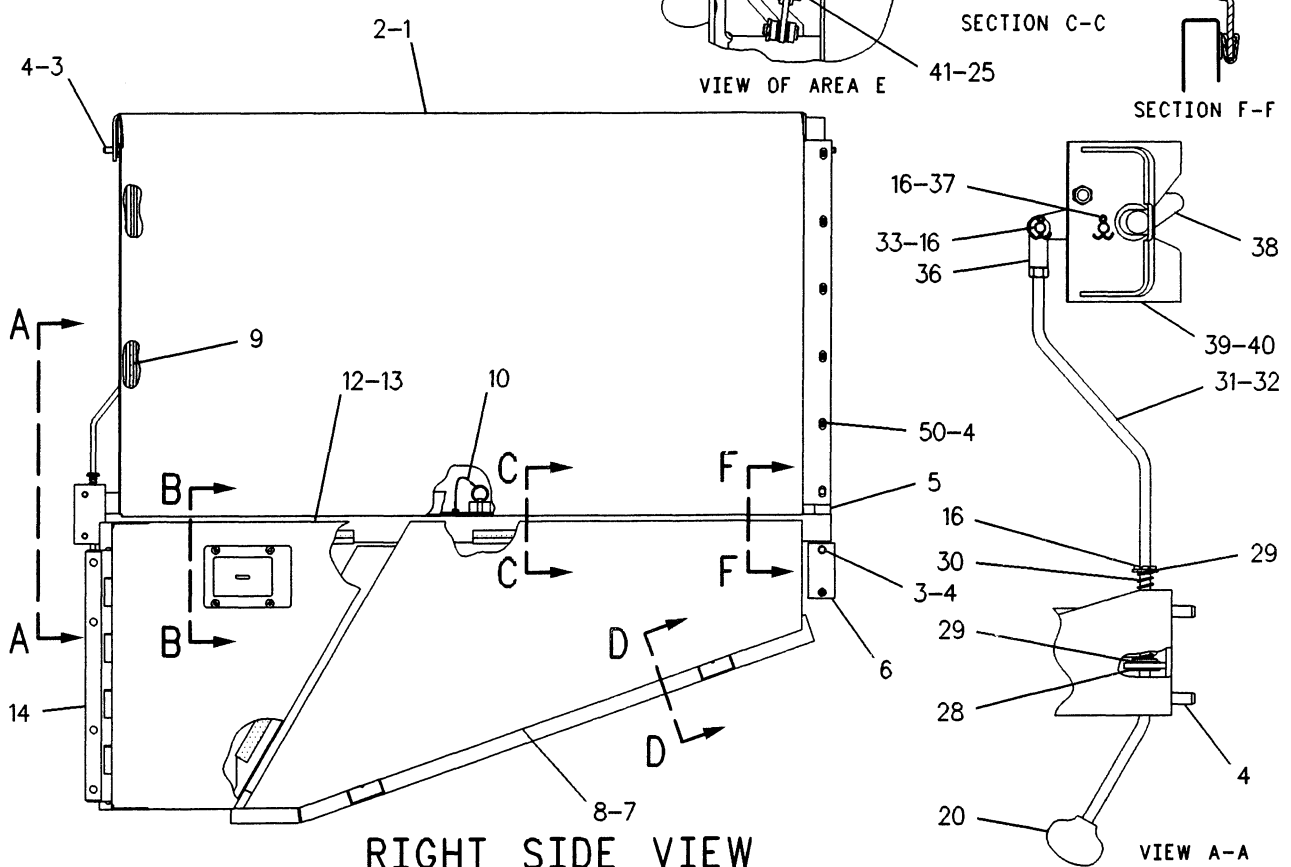
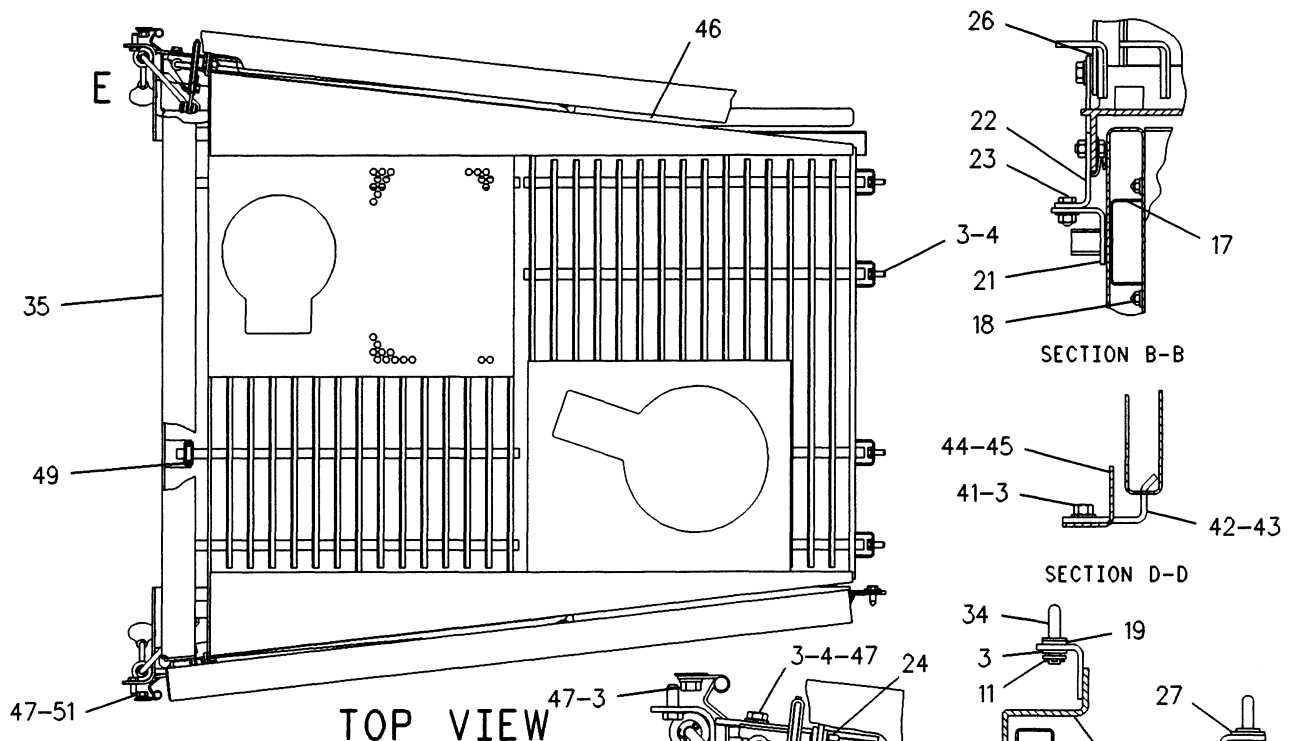
R-691004 CP

7057

9V6537 HITCH GP-ARTICULATED
Part Of 1190011 Chassis Ar

MEMORANDA

FRAME AND BODY



7251

9U3784 HOOD & GUARD GP
Part Of 1190011 Chassis Ar

F-621823 CP

FRAME AND BODY

NOTE	REF NO	PART NUMBER	QTY	PART NAME	NOTE	REF NO	PART NUMBER	QTY	PART NAME
M	1	8R9230	1	DOOR AS-RH		40	9V0353	1	BRACKET AS-LH
		8T3612	4	NUT-WELD (M8X1.25 THD)		41	6V8801	6	NUT (3/8-16 THD)
		8R9238	1	HINGE-RH		42	8R9221	2	ANGLE-RH
		8R9237	1	HINGE		43	8R9222	2	ANGLE-LH
		9C3861	1	PIN		44	9C3391	1	ANGLE-LH
	2	8R9239	1	DOOR AS-LH		45	9C4582	1	ANGLE-RH
M		8T3612	4	NUT-WELD (M8X1.25 THD)	M	46	713017	1	HOOD AS
		8R9238	1	HINGE-RH		47	8T4133	12	NUT (M10X1.50 THD)
		8R9237	1	HINGE		48	1231028	1	SUPPORT AS-LH
		9C3861	1	PIN		49	2R1498	3	GROMMET
	3	8T4121	26	WASHER (2.5MM THK)		50	7X7729	12	WASHER (3MM THK)
M	4	8T4136	30	BOLT (M10X1.50X25MM)		51	7X0507	8	WASHER-HARD
	5	8R9252	2	STRIP					
	6	8R9251	2	PLATE					
	7	8R9223	1	PANEL AS-RH					
	8	8R9227	1	PANEL AS-LH					
BD	9	5P7483		SEAL (8MM THK)					
	10	8V1026	2	PIN					
		9M5733	2	RIVET-POP (4.78MM DIA)					
	11	3B4611	2	PIN-COTTER					
	12	8R9246	1	DOOR AS-LH					
		8R9245	1	HINGE					
		9C3293	1	PIN					
	13	8R9243	1	DOOR AS-RH					
		8R9245	1	HINGE					
		9C3293	1	PIN					
	14	8R9250	2	STRIP					
	15	1231030	1	SUPPORT AS-RH					
		4V7412	1	BOSS (3/8-16 THD)					
	16	3B4615	6	PIN-COTTER					
	17	9X2299	2	LATCH-HANDLE					
M	18	9X2043	8	SCREW-TRUSS HEAD (M6X1X14MM)					
		8T4205	8	WASHER-HARD (2MM THK)					
M		6V7743	8	LOCKNUT (M6X1.00 THD)					
	19	4M7470	2	GROMMET					
	20	OL1170	2	HANDLE-LEVER					
	21	8R9249	2	ANGLE					
	22	8R9248	2	ANGLE					
M	23	5C7261	8	NUT (M8X1.25 THD)					
		5P4116	8	WASHER (2MM THK)					
		8T4189	8	BOLT (M8X1.25X20MM)					
M	24	5P1076	2	WASHER-HARD (4MM THK)					
		6V8188	2	NUT (1/2-13 THD)					
		9V0344	2	PIN					
	25	4L6454	2	BOLT (3/8-16X1IN)					
		5B0486	2	SPACER					
	26	8T4222	2	WASHER-PLATED					
	27	4H2558	2	GROMMET					
	28	8P8540	2	GROMMET					
	29	7X1387	4	WASHER (1.9MM THK)					
	30	2P9347	2	SPRING					
	31	8R9220	1	ROD-RH					
	32	4E2399	1	ROD-LH					
	33	7X0608	4	WASHER-HARD					
		6V8183	2	NUT-FULL (3/8-24 THD)					
		1B0676	2	PIN					
	34	9V5954	2	ROD AS (EACH INCLUDES)					
		1A4784	2	WASHER					
	35	8R9260	1	SUPPORT AS					
	36	1M1341	2	END-YOKE ROD					
	37	3B2062	2	PIN					
	38	9V0354	2	LATCH					
	39	9V0350	1	BRACKET AS-RH					

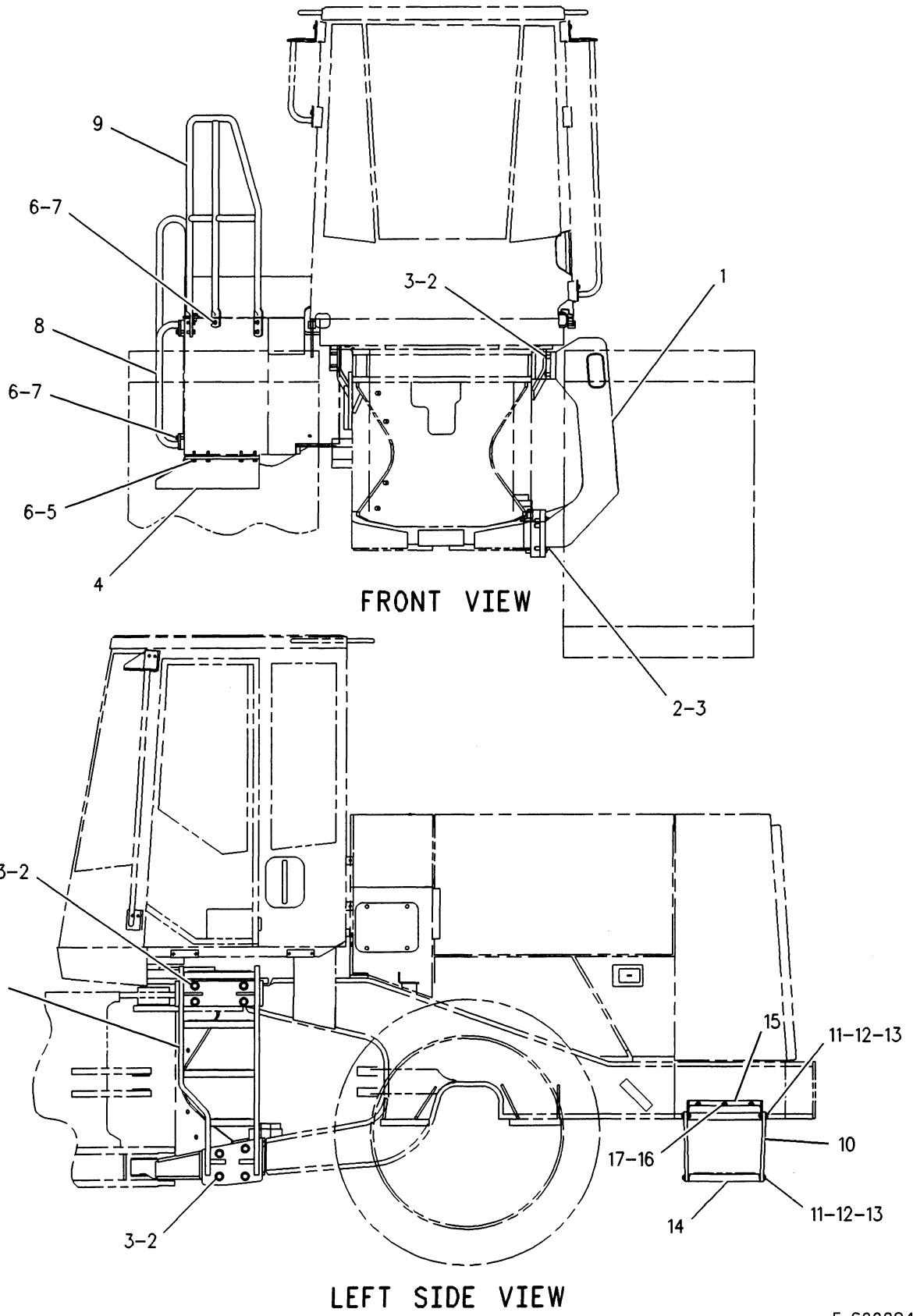
B-USE AS REQUIRED
D-ORDER BY THE METER
M-METRIC PART

621824 CP

7251

9U3784 HOOD & GUARD GP
Part Of 1190011 Chassis Ar

FRAME AND BODY



F-622294 CP

7254

1207506 LADDER GP
Part Of 1190011 Chassis Ar

FRAME AND BODY

NOTE	REF NO	PART NUMBER	QTY	PART NAME	NOTE	REF NO	PART NUMBER	QTY	PART NAME
		1 1204324	1	LADDER AS-LH					
		2 8T8924	8	BOLT (3/4-10X2.50IN)					
		3 7X0582	8	WASHER-HARD (6MM THK)					
		4 1204322	1	STEP AS					
		5 8T8919	8	BOLT (1/2-13X1.75IN)					
		6 8T4223	17	WASHER-HARD (3MM THK)					
		7 8T8917	9	BOLT (1/2-13X1.25IN)					
		8 1204319	1	LADDER AS-RH					
		9 1231280	1	HANDHOLD AS					
		10 1067783	4	BELT					
		11 9V0247	8	PLATE					
		12 7W8106	16	SPACER (15MM THK)					
M		13 8T4186	16	BOLT (M10X1.50X40MM)					
		14 1061430	2	STEP AS					
M		8T3490	4	(EACH INCLUDES) NUT-WELD (M10X1.5 THD)					
		15 1066591	2	STEP AS					
M		8T3490	4	(EACH INCLUDES) NUT-WELD (M10X1.5 THD)					
M		16 8T4137	6	BOLT (M10X1.50X20MM)					
		17 8T4121	6	WASHER (2.5MM THK)					

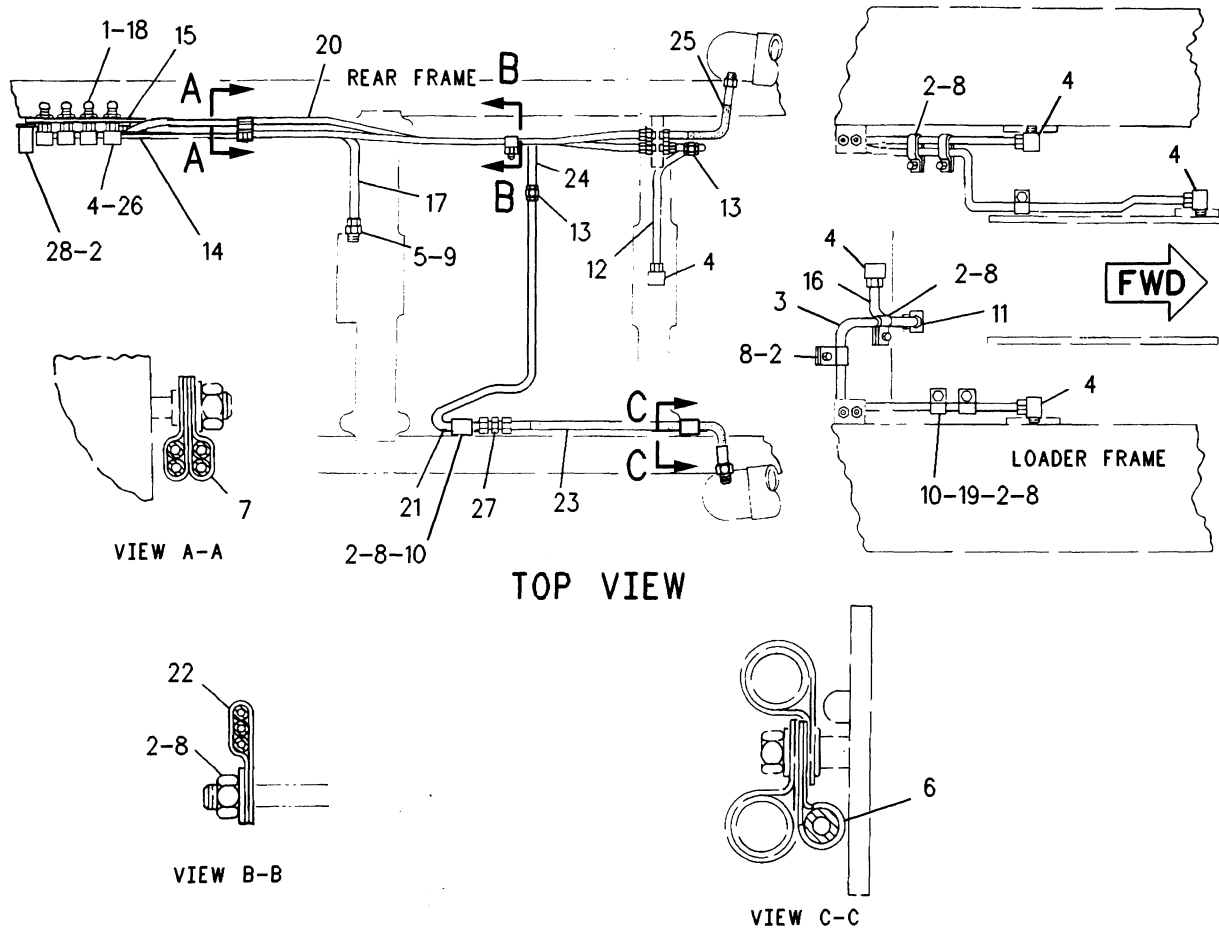
M-METRIC PART

622295 CP

J6 7254

1207506 LADDER GP
Part Of 1190011 Chassis Ar

FRAME AND BODY



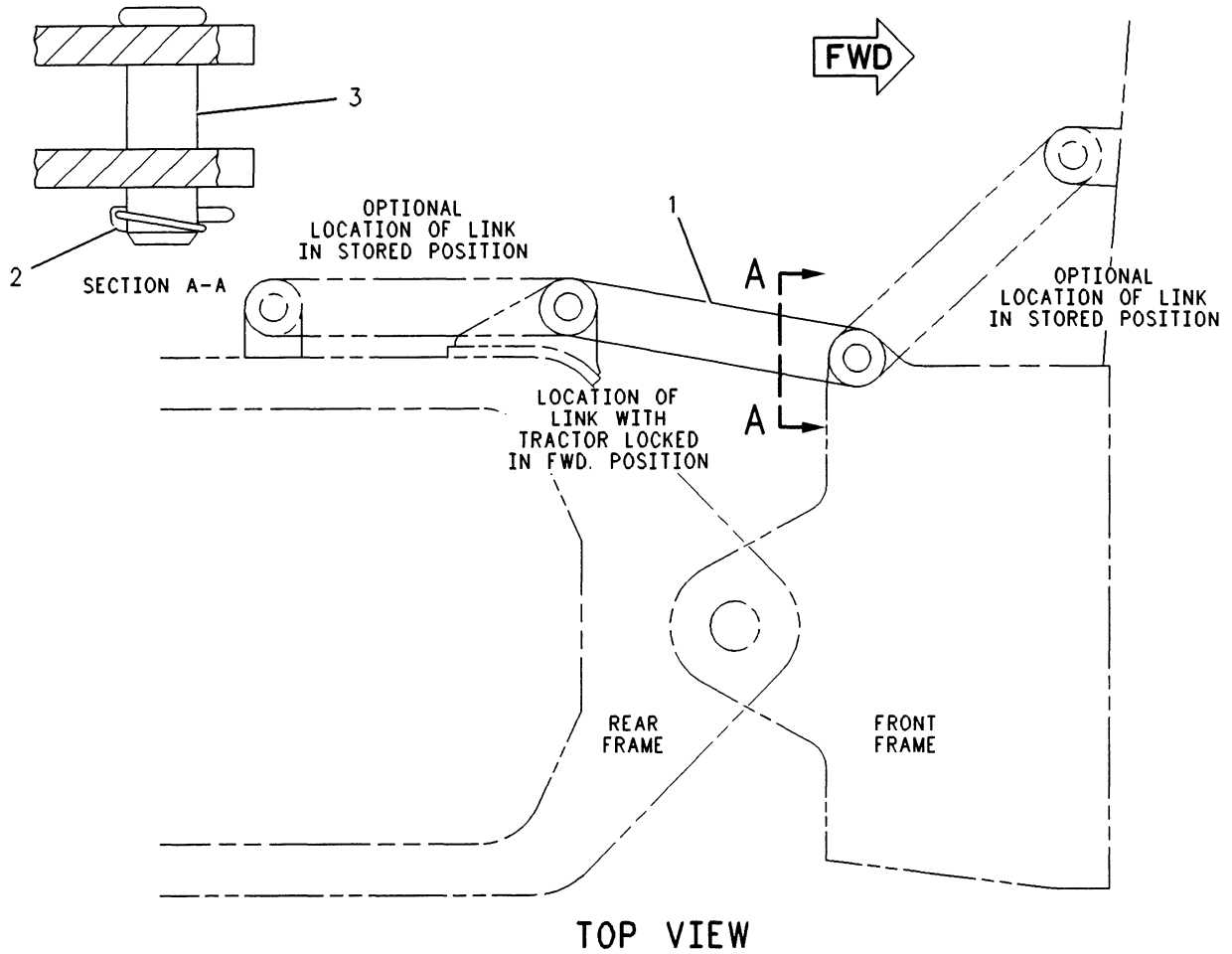
NOTE	REF NO	PART NUMBER	QTY	PART NAME	NOTE	REF NO	PART NUMBER	QTY	PART NAME
	1	5P5461	4	NUT (1/8-27 THD)		27	5K9979	2	CONNECTOR-FLARED
	2	5P1075	5	WASHER-HARD (3MM THK)		28	4L1263	1	SPACER-NUT
	3	1239768	1	TUBE AS					
	4	5K9243	6	ELBOW-FLARED					
	5	6L3616	2	CONNECTOR-FLARED					
	6	6V2383	1	CLIP (7.94MM ID)					
	7	5K2298	3	CLIP					
	8	6V8801	4	NUT (3/8-16 THD)					
	9	3B8489	1	FITTING-GREASE					
	10	2B2404	2	CLIP (6.35MM ID)					
	11	9S7703	1	ELBOW-FLARED					
	12	8R5127	1	TUBE AS					
	13	5K9242	2	UNION-FLARED					
	14	8R5124	1	TUBE AS					
	15	9C8052	1	PLATE					
	16	1360430	1	TUBE AS					
	17	8R5123	1	TUBE AS					
	18	5B0935	4	FITTING					
	19	4F4879	1	BOLT (3/8-16X.5IN)					
	20	8R5126	1	TUBE AS					
	21	8R5128	1	TUBE AS					
	22	6K9793	1	CLIP					
	23	2V8555	1	HOSE AS					
	24	8R5125	1	TUBE AS					
	25	3V4943	1	HOSE AS					
	26	5P5463	4	ADAPTER-LUBRICATION					

R-657294 CP

7510

1216523 LINES GP-GREASE
Part Of 1190011 Chassis Ar

FRAME AND BODY



NOTE	REF NO	PART NUMBER	QTY	PART NAME	NOTE	REF NO	PART NUMBER	QTY	PART NAME
C	1	8V4277	1	LINK AS					
	2	8D3791	2	PIN					
	3	5V6380	2	PIN					

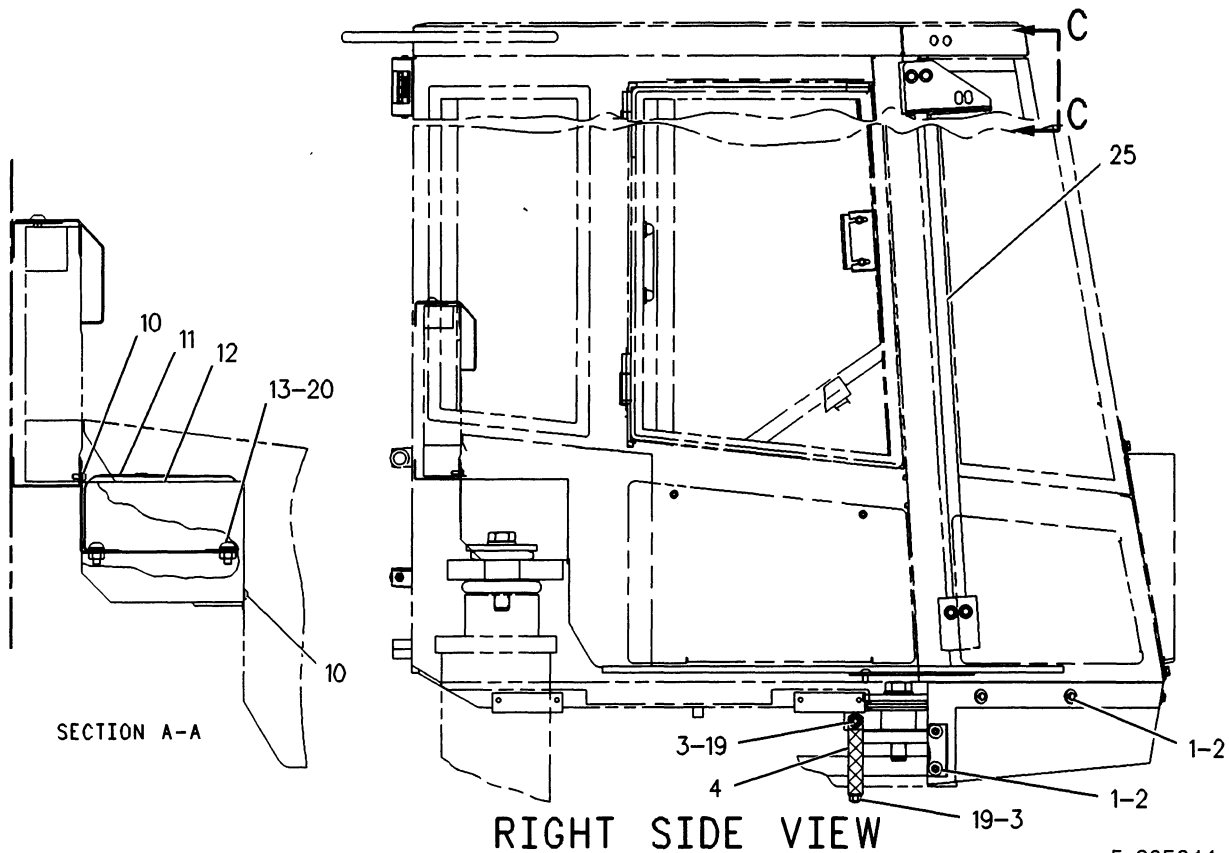
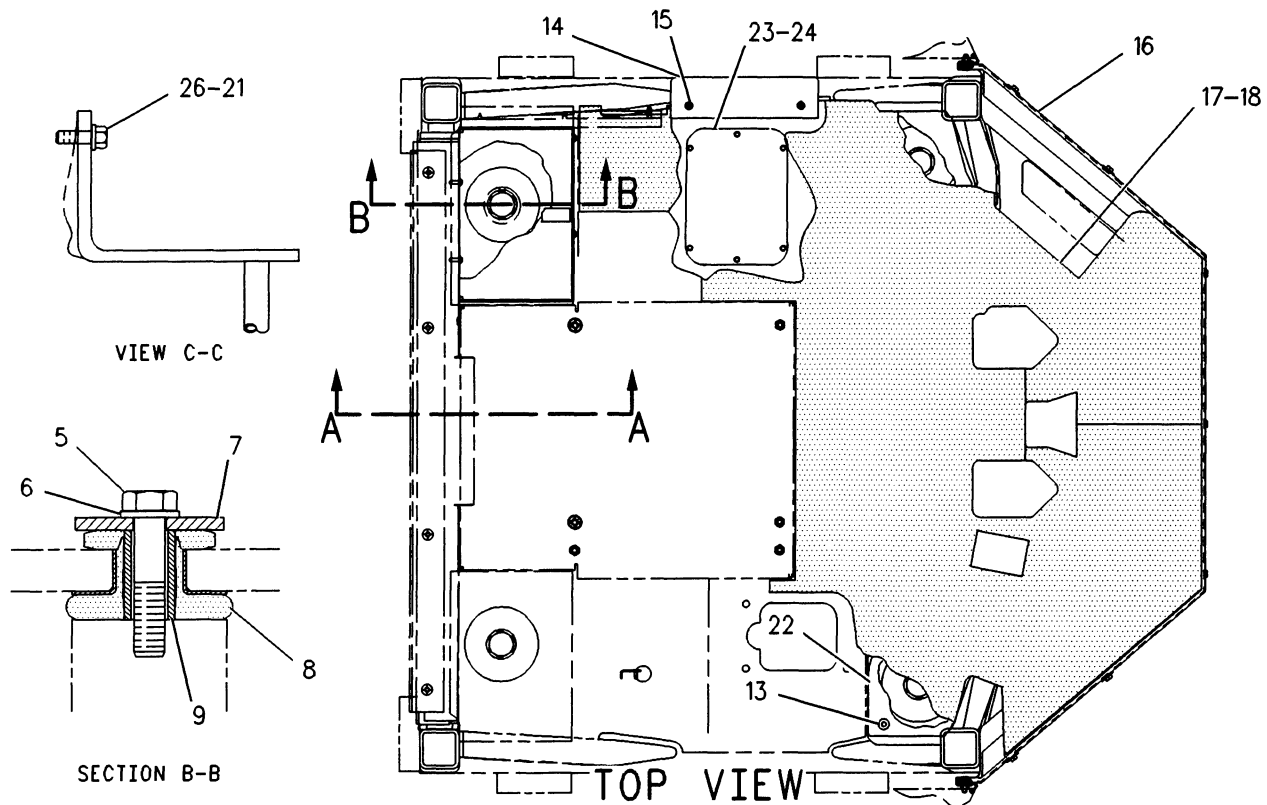
C-CHANGE FROM PREVIOUS TYPE

F-690414 CP

7506

7V2914 LINK GP-FRAME LOCK
Part Of 1190011 Chassis Ar

FRAME AND BODY



F-625814 CP

7301

1231131 MOUNTING GP-CAB
Part Of 1213065 Operator Ar

FRAME AND BODY

NOTE	REF NO	PART NUMBER	QTY	PART NAME	NOTE	REF NO	PART NUMBER	QTY	PART NAME
M	1	8T4908	11	BOLT (M8X1.25X25MM)					
	2	8C9987	11	WASHER (2.5MM THK)					
	3	8T4223	2	WASHER-HARD (3MM THK)					
	4	8R6359	1	STRAP AS					
M	5	8T0370	4	BOLT (M3OX3.5X140 MM)					
	6	7X0593	4	WASHER-HARD					
	7	9U0512	4	WASHER					
	8	9W9940	4	MOUNT AS					
	9	8E0849	4	SLEEVE-CAB					
M	10	9X2045	4	SCREW-TRUSS HEAD (M6X1X20 MM)					
	11	4E2161	1	STRAP					
	12	1047036	1	BOX AS					
M		8T3490	2	NUT-WELD					
M	13	9X2041	4	SCREW-TRUSS HEAD (M10X1.5X20 MM)					
	14	1016889	1	STRIP					
M	15	9X2042	2	SCREW-TRUSS HEAD (M6X1X12 MM)					
	16	8R8317	1	SHROUD-FRONT					
	17	1187484	1	FLOOR MAT-UPPER					
	18	1187485	1	FLOOR MAT-LOWER					
	19	6V8188	2	NUT (1/2-13 THD)					
	20	8T4121	2	WASHER (21MM OD)					
	21	7X0772	4	WASHER-HARD (25.5MM OD)					
	22	1016997	2	PLATE					
	23	1105385	1	PLATE					
M	24	9X2040	6	SCREW-TRUSS HEAD (M10X1.5X25 MM)					
	25	9U4109	1	HANDLE AS-LH					
M	26	8T4136	4	BOLT (M10X1.5OX25MM)					

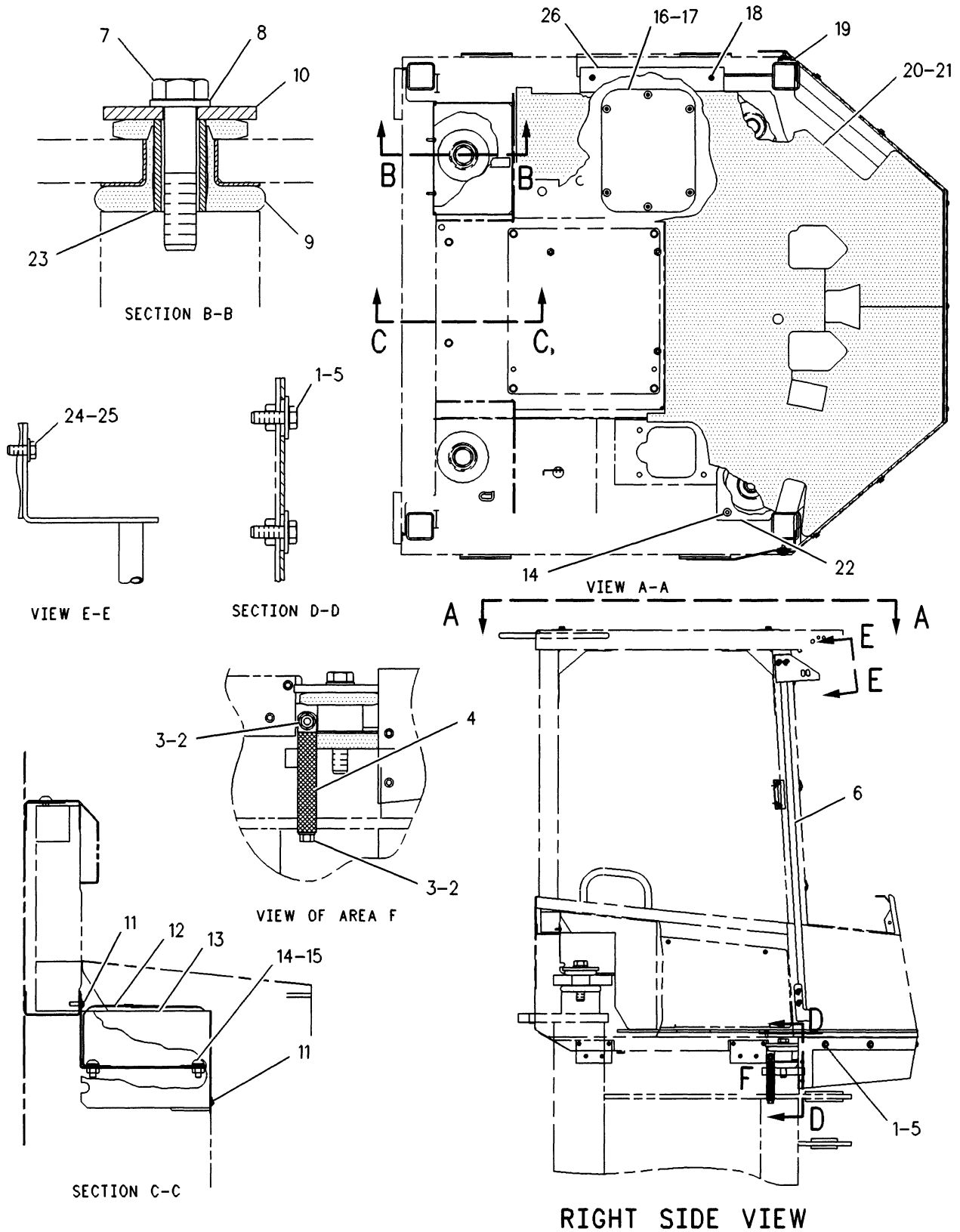
M-METRIC PART

625815 CP

7301

1231131 MOUNTING GP-CAB
Part Of 1213065 Operator Ar

FRAME AND BODY



F-621591 CP

7253

1231136 MOUNTING GP-PLATFORM
 Part Of 1231145 Operator Ar-Open ROPS
 An Attachment

FRAME AND BODY

NOTE	REF NO	PART NUMBER	QTY	PART NAME	NOTE	REF NO	PART NUMBER	QTY	PART NAME
M	1	8T4908	11	BOLT (M8X1.25X25MM)					
	2	8T4223	2	WASHER-HARD (3MM THK)					
	3	6V8188	2	NUT (1/2-13 THD)					
	4	8R6359	1	STRAP AS					
	5	8C9987	11	WASHER (2.5MM THK)					
	6	1005496	1	HANDLE AS					
M	7	8T0370	4	BOLT (M30X3.5X140MM)					
	8	7X0593	4	WASHER-HARD					
	9	9W9940	4	MOUNT AS					
	10	9U0512	4	WASHER					
M	11	9X2045	4	SCREW-TRUSS HEAD (M6X1X20MM)					
	12	4E2161	1	STRAP					
	13	1047036	1	BOX AS					
M	14	9X2041	4	SCREW-TRUSS HEAD (M10X1.5X20MM)					
	15	8T4121	2	WASHER (2.5MM THK)					
	16	1105385	1	PLATE					
M	17	9X2040	6	SCREW-TRUSS HEAD (M10X1.5X25MM)					
M	18	9X2042	2	SCREW-TRUSS HEAD (M6X1.0X12MM)					
	19	8R8317	1	SHROUD-FRONT					
	20	1187488	1	FLOOR MAT-UPPER					
	21	1187490	1	FLOOR MAT-LOWER					
	22	1016997	2	PLATE					
	23	8E0849	4	SLEEVE-CAB					
M	24	8T4136	4	BOLT (M10X1.50X25MM)					
	25	7X0772	4	WASHER-HARD (2.5MM THK)					
	26	1016888	1	STRIP					

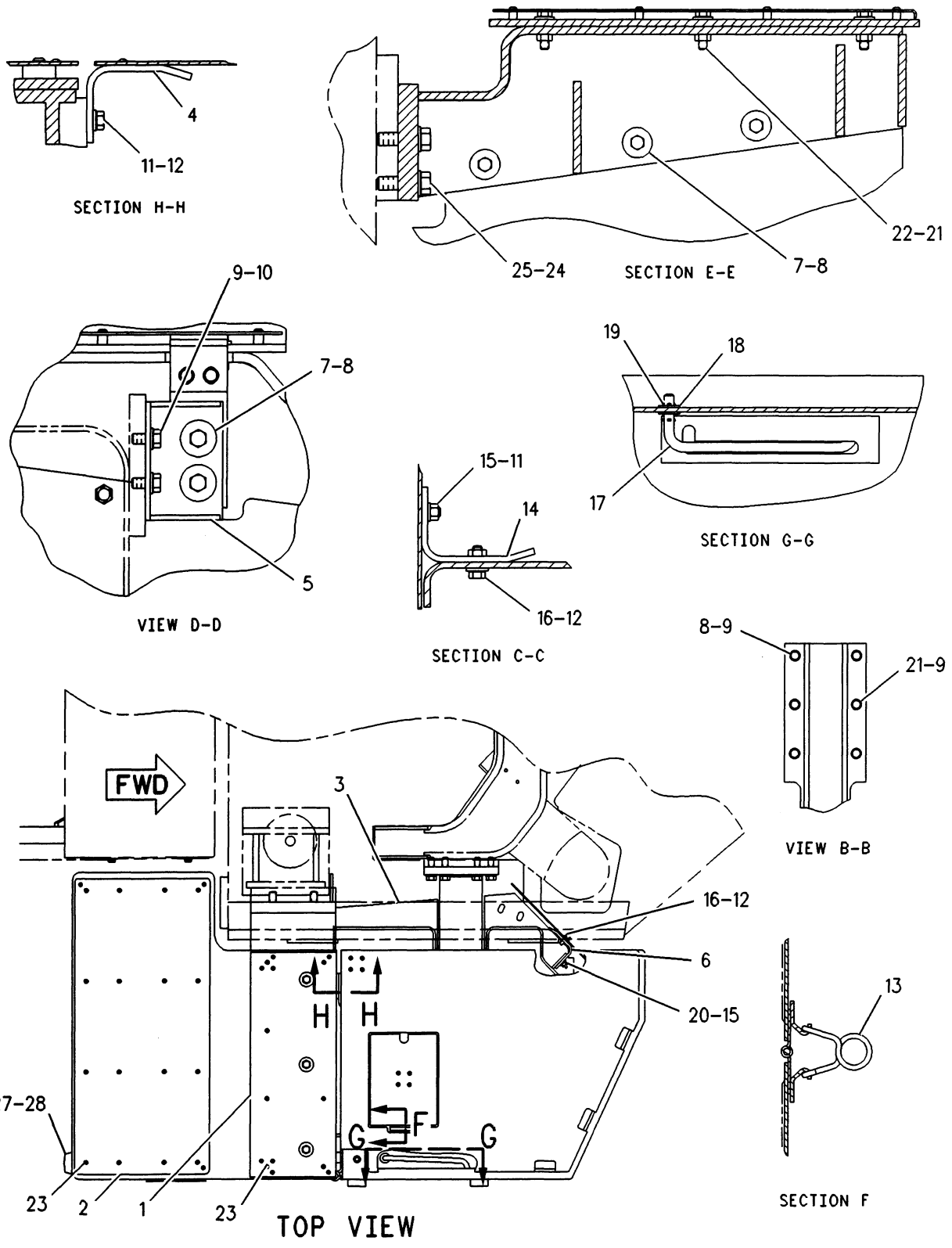
M-METRIC PART

621592 CP

7253

1231136 MOUNTING GP-PLATFORM
Part Of 1231145 Operator Ar-Open ROPS
An Attachment

FRAME AND BODY



F-622195 CP

7253

1198627 PLATFORM GP-PART 1 OF 2
Part Of 1190011 Chassis Ar

FRAME AND BODY

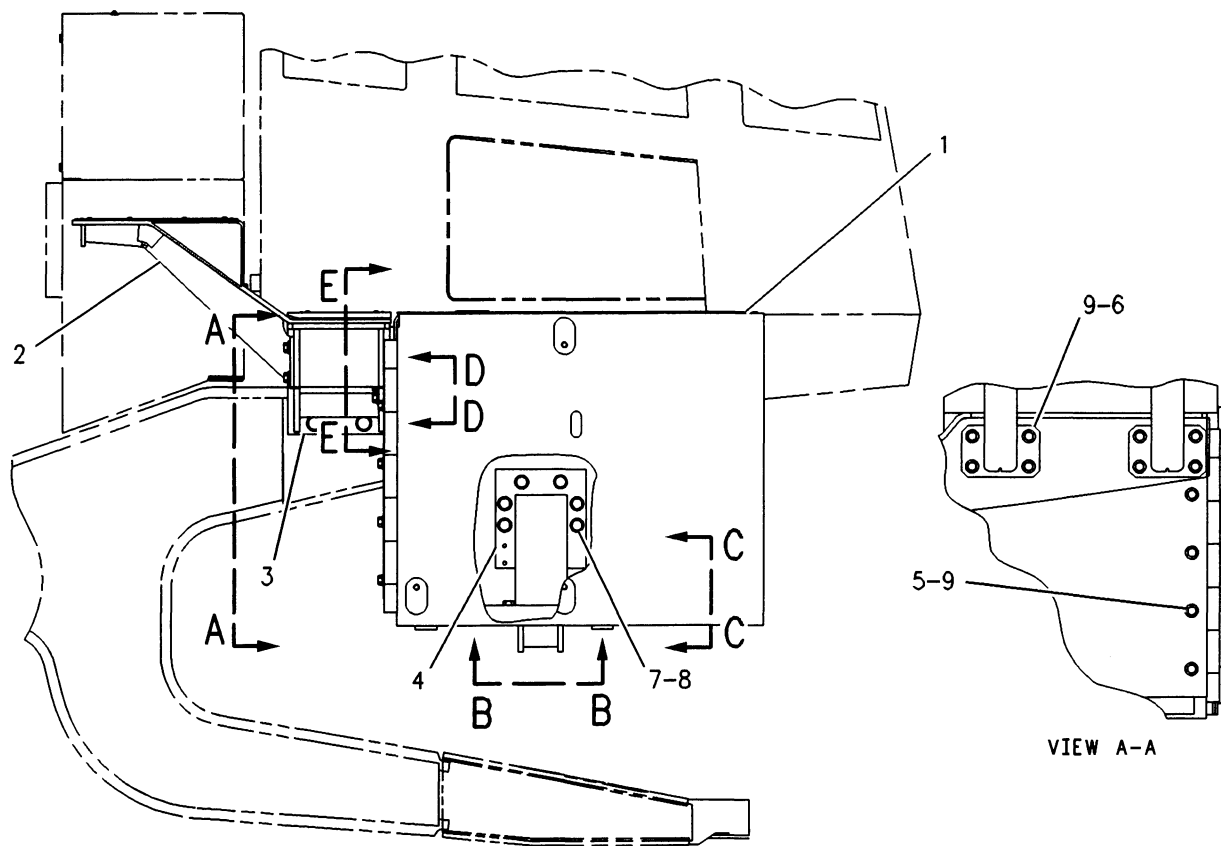
NOTE	REF NO	PART NUMBER	QTY	PART NAME	NOTE	REF NO	PART NUMBER	QTY	PART NAME
	1	1198678	1	PLATE					
	2	1291977	1	PLATE					
	3	1198688	1	PLATE AS					
		1F0748	5	NUT-WELD (1/2-13 THD)					
		5P1778	2	STUD-WELD (3/8-16X1.12IN OAL)					
	4	1232297	1	BRACKET					
	5	1198700	1	BRACKET AS					
	6	3V2523	1	BAR AS					
		1F0750	1	NUT-WELD (3/8-16 THD)					
	7	7X0590	5	WASHER-HARD (6.0MM THK)					
	8	8T8917	7	BOLT (1/2-13X1.25IN)					
	9	8T4223	8	WASHER-HARD (3MM THK)					
	10	5P2228	2	BOLT (1/2-13X1IN)					
	11	8T4896	4	WASHER-HARD (2.5MM THK)					
	12	4L6454	4	BOLT (3/8-16X1IN)					
	13	1K8850	1	SPRING					
	14	5V0328	1	BAR AS					
		1F0750	1	NUT-WELD (3/8-16 THD)					
	15	6V8801	4	NUT (3/8-16 THD)					
	16	5P1075	2	WASHER-HARD (3MM THK)					
	17	3V8738	1	ROD					
	18	4B4280	2	WASHER (2.5MM THK)					
	19	3B4611	2	PIN-COTTER					
	20	7X0772	2	WASHER-HARD (2.5MM THK)					
	21	5P2566	7	BOLT (1/2-13X1.50IN)					
	22	5P1076	3	WASHER-HARD (4MM THK)					
	23	9D3868	24	SCREW					
	24	8T4994	4	WASHER (3.5MM THK)					
	25	8T8924	4	BOLT (3/4-10X2.50IN)					
	26	5G0817	1	BUMPER-CONICAL					
	27	6V8186	1	NUT-FULL					
	28	8T4224	1	WASHER-HARD					

622196 CP

7253

1198627 PLATFORM GP-PART 1 OF 2
Part Of 1190011 Chassis Ar

FRAME AND BODY



RIGHT SIDE VIEW

REFER TO ALL ILLUSTRATIONS OF
THIS GROUP FOR AUXILIARY VIEWS

NOTE	REF NO	PART NUMBER	QTY	PART NAME	NOTE	REF NO	PART NUMBER	QTY	PART NAME
	1	1198628	1	PLATFORM AS					
		1F0748	1	NUT-WELD (1/2-13 THD)					
		4V6619	3	BLOCK					
		5P5014	2	STUD-WELD (3/8X16X.874IN OAL)					
		1198632	1	HINGE AS					
		4K8501	2	CLIP					
		7V6144	1	DOOR					
		9B2052	1	HINGE					
	2	1198670	1	FENDER AS					
		1F0748	1	NUT-WELD (1/2-13 THD)					
		1198677	4	PLATE					
	3	1198680	1	SUPPORT AS					
		1F0748	11	NUT-WELD (1/2-13 THD)					
	4	1198690	1	SUPPORT AS					
		8C4436	4	BOLT (1/2-13X1.375IN)					
		5P2566	8	BOLT (1/2-13X1.50IN)					
		8T4122	6	WASHER (3.5MM THK)					
		7X0346	6	BOLT (5/8-11X2IN)					
		5P1076	12	WASHER-HARD (4MM THK)					

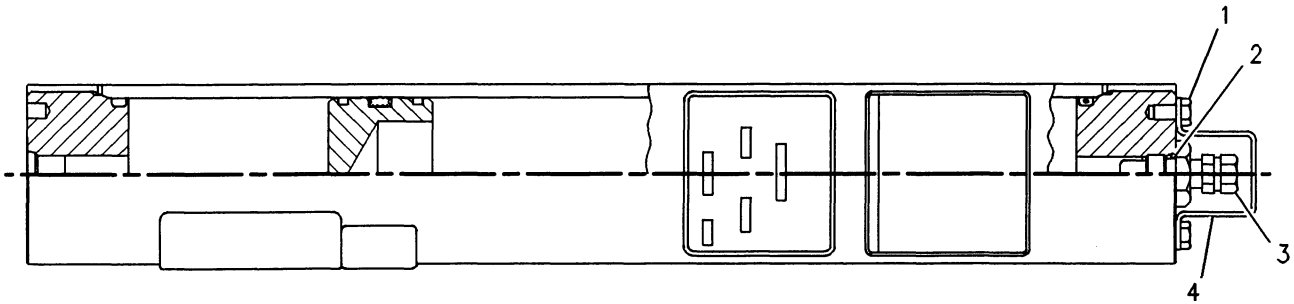
F-622197 CP

7253

1198627 PLATFORM GP-PART 2 OF 2
Part Of 1190011 Chassis Ar

MEMORANDA

BRAKING SYSTEM



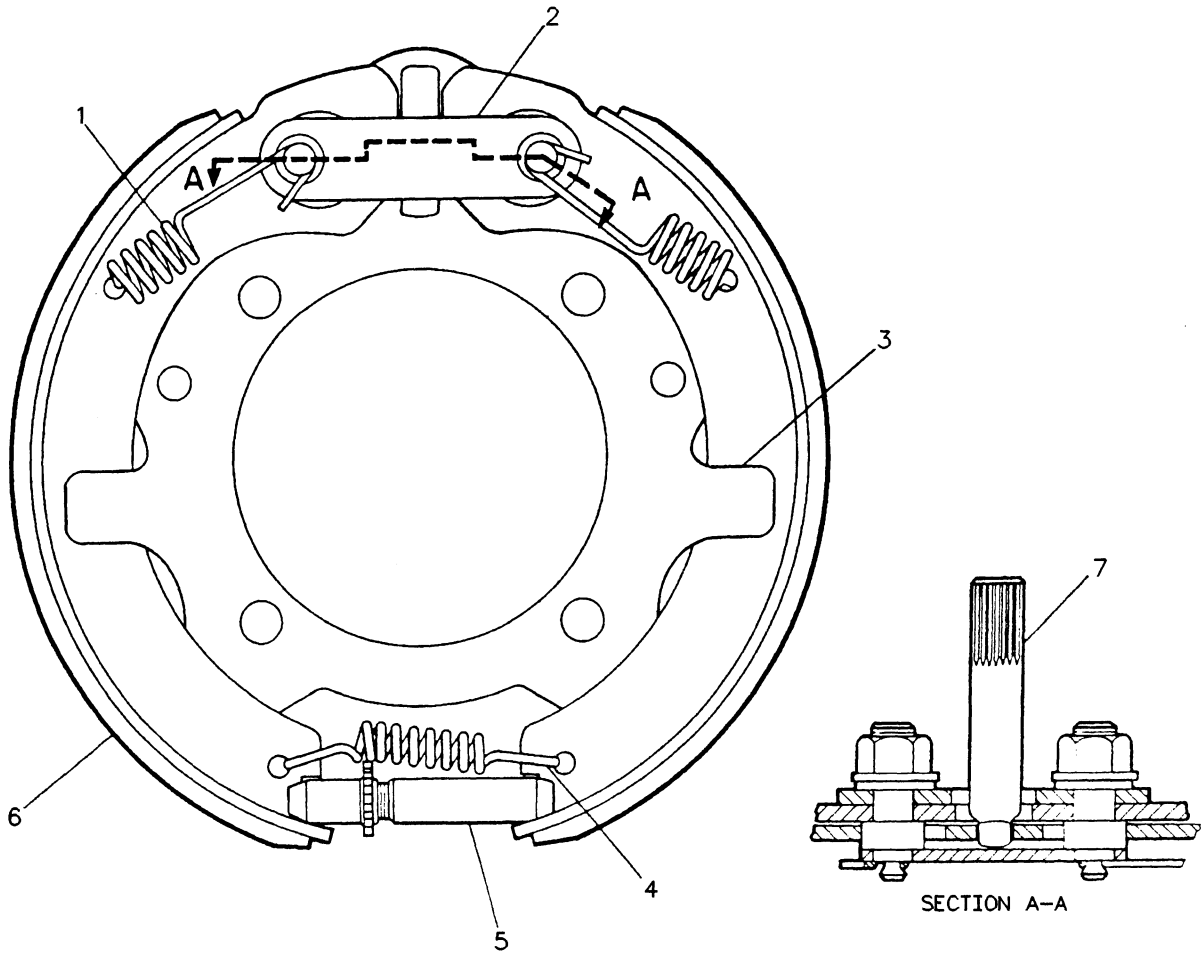
NOTE	REF NO	PART NUMBER	QTY	PART NAME	NOTE	REF NO	PART NUMBER	QTY	PART NAME
	1	309613	2	SCREW-FORMING					
	2	1J9671	1	SEAL-O-RING (10.52MM ID)					
	3	692535	1	VALVE-GAS					
	4	692536	1	PROTECTOR-GAS VALVE					
		1177800	1	THE FOLLOWING SERVICE KIT IS AVAILABLE: KIT-SERVICE					

F-671477 CP

4263

1141151 ACCUMULATOR GP
Part Of 1283557 Control-Service Brake

BRAKING SYSTEM



NOTE	REF NO	PART NUMBER	QTY	PART NAME	NOTE	REF NO	PART NUMBER	QTY	PART NAME
	1	8R0377	2	SPRING					
	2	8R0381	1	BRACE-ANCHOR PIN					
	3	8R0379	1	PLATE AS					
	4	8R0378	1	SPRING-SHOE					
	5	8R0382	1	ADJUSTER AS					
	6	9C4304	2	SHOE & LINING AS					
	7	8R0380	1	CAMSHAFT					
		9C5951	1	THE FOLLOWING REPAIR KIT IS AVAILABLE: KIT-BRAKE LINING					

R-472814 EP

4267

9C5953 BRAKE GP-PARKING
Part Of 9C9840 Brake-Parking

BRAKING SYSTEM

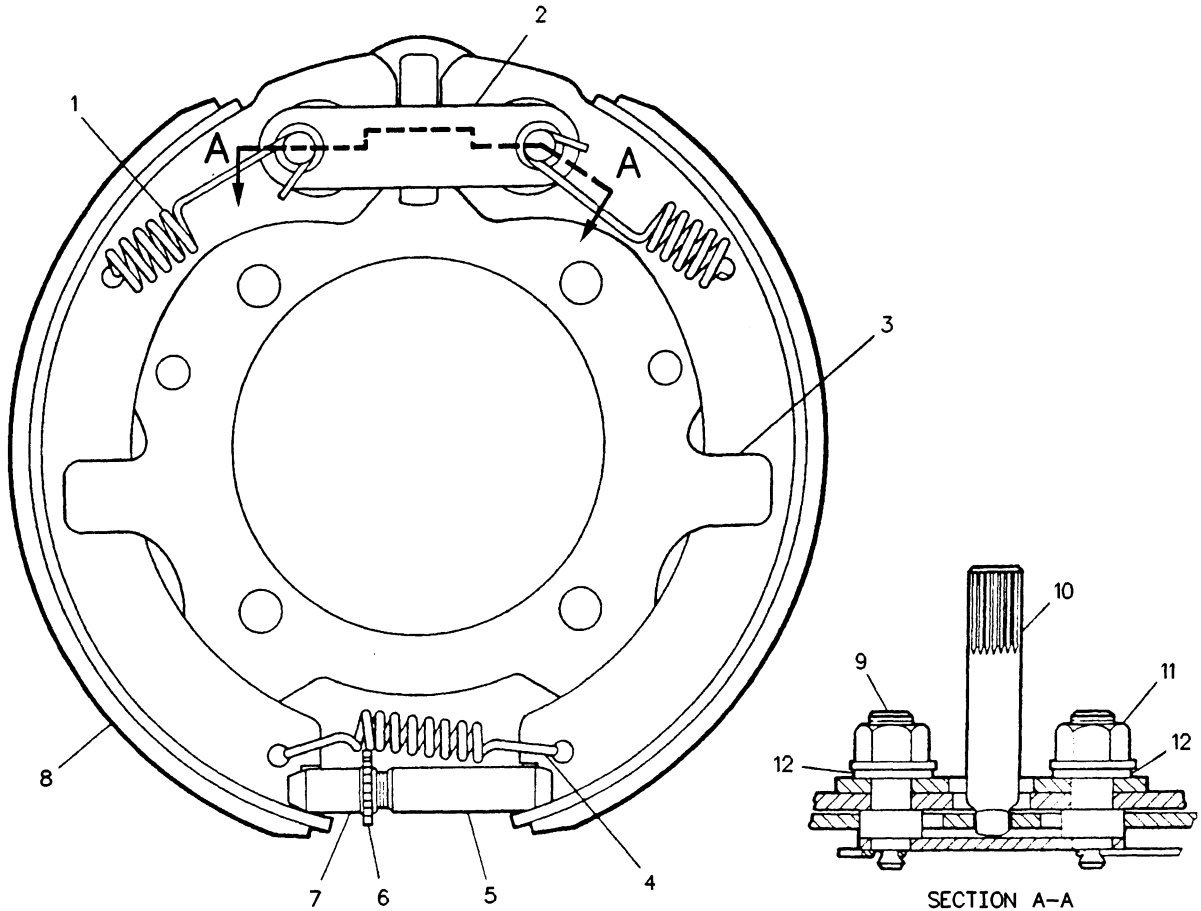
	PAGE
1 9C5953 BRAKE GP-PARKING.....	213
CFEL SOURCED	
1 9C9841 BRAKE GP-PARKING.....	215
NORTH AMERICA SOURCED	

472800 P

4267

9C9840 BRAKE GP-PARKING
Part Of 1213176 Brake-Parking

BRAKING SYSTEM



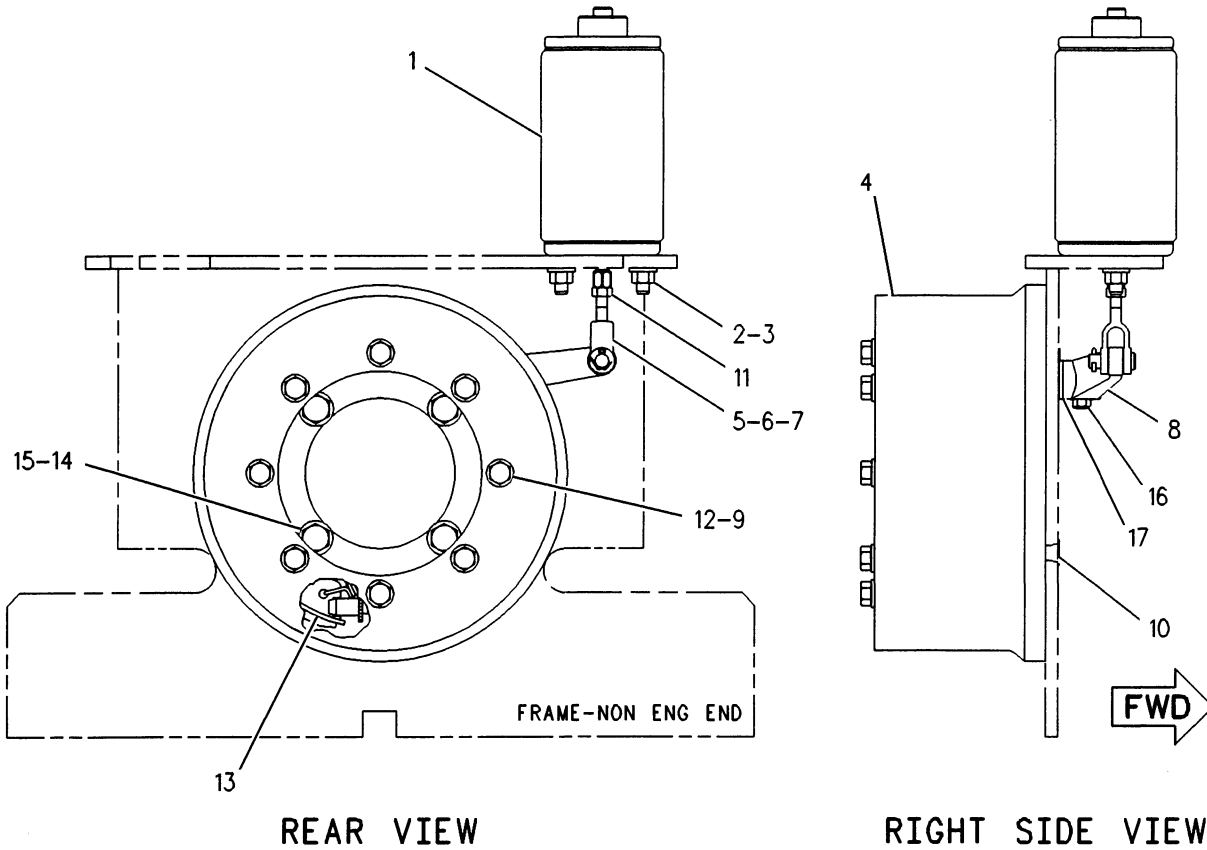
NOTE	REF NO	PART NUMBER	QTY	PART NAME	NOTE	REF NO	PART NUMBER	QTY	PART NAME
	1	9M5139	2	SPRING					
	2	9M5137	1	BRACE-ANCHOR PIN					
	3	9M5140	1	PLATE AS					
	4	7F9578	1	SPRING					
	5	7F9572	1	NUT					
	6	7F9571	1	SCREW-ADJUSTMENT					
	7	7F9579	1	SOCKET					
	8	9C9842	2	SHOE AS-LINED					
	9	9M5138	2	PIN-ANCHOR					
	10	4V3514	1	CAMSHAFT					
	11	1B4207	2	NUT-FULL					
	12	5P8248	4	WASHER-HARD					
		9C9843	1	THE FOLLOWING REPAIR KIT IS AVAILABLE: KIT-BRAKE LINING					

B-472811 EP

4267

9C9841 BRAKE GP-PARKING
Part Of 9C9840 Brake-Parking

BRAKING SYSTEM



NOTE	REF NO	PART NUMBER	QTY	PART NAME	NOTE	REF NO	PART NUMBER	QTY	PART NAME
	1	8R8545	1	ACTUATOR GP-BRAKE					
M	2	8T4244	2	NUT (M12X1.75 THD)					
	3	8T4223	2	WASHER-HARD (3MM THK)					
	4	4V6040	1	DRUM					
	5	1Q38091	1	END-YOKE ROD					
	6	4K1540	1	PIN-CLEVIS					
	7	3B4617	1	COTTER					
	8	7V1881	1	LEVER					
	9	5P8245	8	WASHER (3MM THK)					
	10	1K6776	2	PLUG-PROTECTION					
M	11	8T4133	1	NUT (M10X1.50 THD)					
	12	OS1587	8	BOLT (1/2-13X1.75IN)					
Y	13	9C9840	1	BRAKE GP-PARKING					
	14	OS1589	4	BOLT (5/8-11X1.75IN)					
	15	5P8247	4	WASHER-HARD (3.5MM THK)					
	16	9B7237	1	BOLT (3/8-16X1.25IN)					
	17	4V3253	1	WASHER					

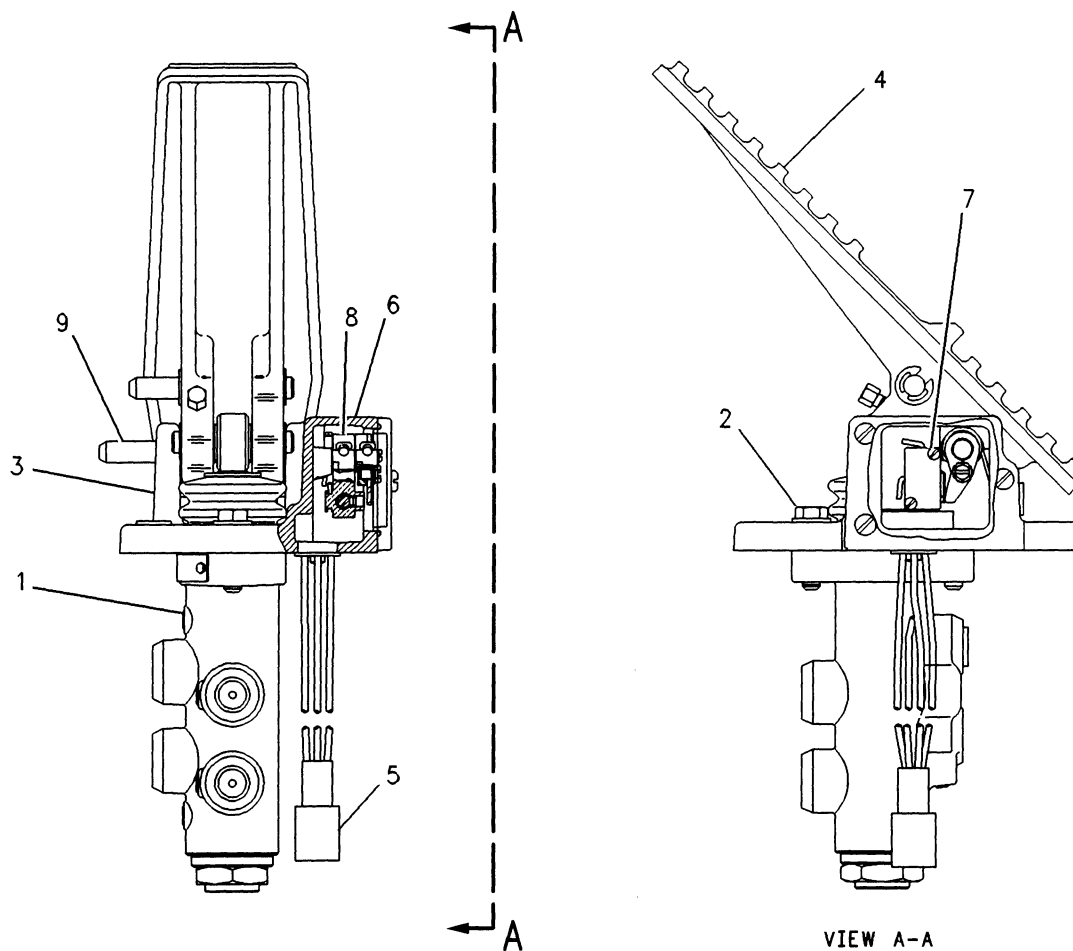
M-METRIC PART
Y-SEPARATE ILLUSTRATION

F-653842 CP

4267

1213176 BRAKE GP-PARKING
9C9840-Page 214
Part Of 1190411 Power Train Ar

BRAKING SYSTEM



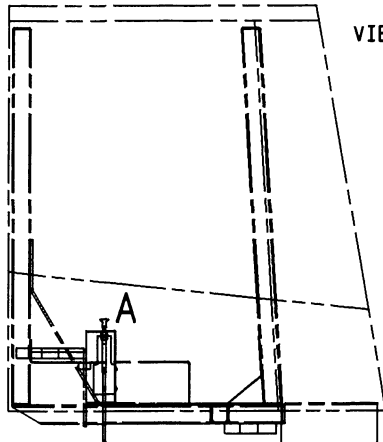
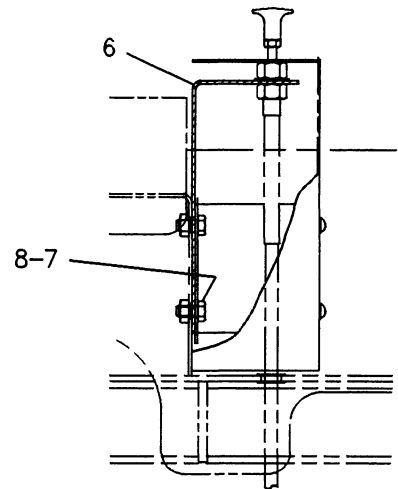
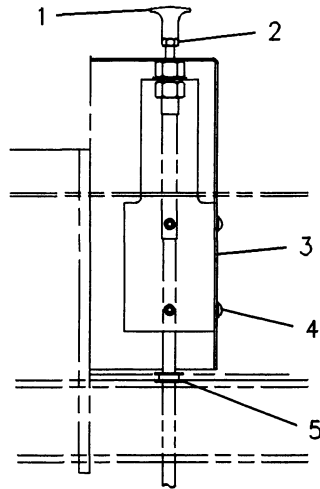
NOTE	REF NO	PART NUMBER	QTY	PART NAME	NOTE	REF NO	PART NUMBER	QTY	PART NAME
	1	4E5540	1	VALVE GP-BRAKE CONTROL					
		4E5542	1	BOOT-VALVE PISTON					
		4E5550	1	KIT-SEAL					
	2	OS1618	2	BOLT (5/16X18X1IN)					
		8T4224	2	WASHER-HARD (2MM THK)					
	3	1064841	1	PEDAL & BASE AS					
	4	4E3969	1	PEDAL AS					
	5	1064840	1	HARNESS AS					
	6	9U3396	1	BASE AS					
	7	1056117	1	SWITCH AS-LIMIT (STOP LAMP)					
	8	1056118	1	SWITCH AS-LIMIT (NEUTRALIZER)					
	9	1394682	1	KIT-REPAIR KIT INCLUDES: PIVOT PIN, O-RING, SPRING PIN, RETAINING RING & SET SCREW					

F-688691 CP

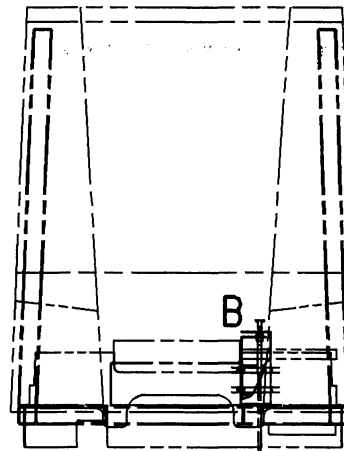
4265

1064842 CONTROL GP-FOOT BRAKE
Part Of 1283557 Control-Service Brake

BRAKING SYSTEM



ENLARGED
VIEW OF AREA A



ENLARGED
VIEW OF AREA B

RIGHT SIDE VIEW

FRONT VIEW

NOTE	REF NO	PART NUMBER	QTY	PART NAME	NOTE	REF NO	PART NUMBER	QTY	PART NAME
	1	1310835	1	KNOB					
M	2	5C7261	1	NUT (M8X1.25 THD)					
	3	1256959	1	COVER					
M	4	9X2044	4	SCREW-TRUSS HEAD (M6X1X16MM)					
	5	8P8540	1	GROMMET					
	6	1256960	1	BRACKET AS					
	7	6V9632	4	NUT-WELD (M6X1 THD)					
M	8	8T4137	2	BOLT (M10X1.50X20MM)					
	8	8T4121	2	WASHER (21MM OD)					

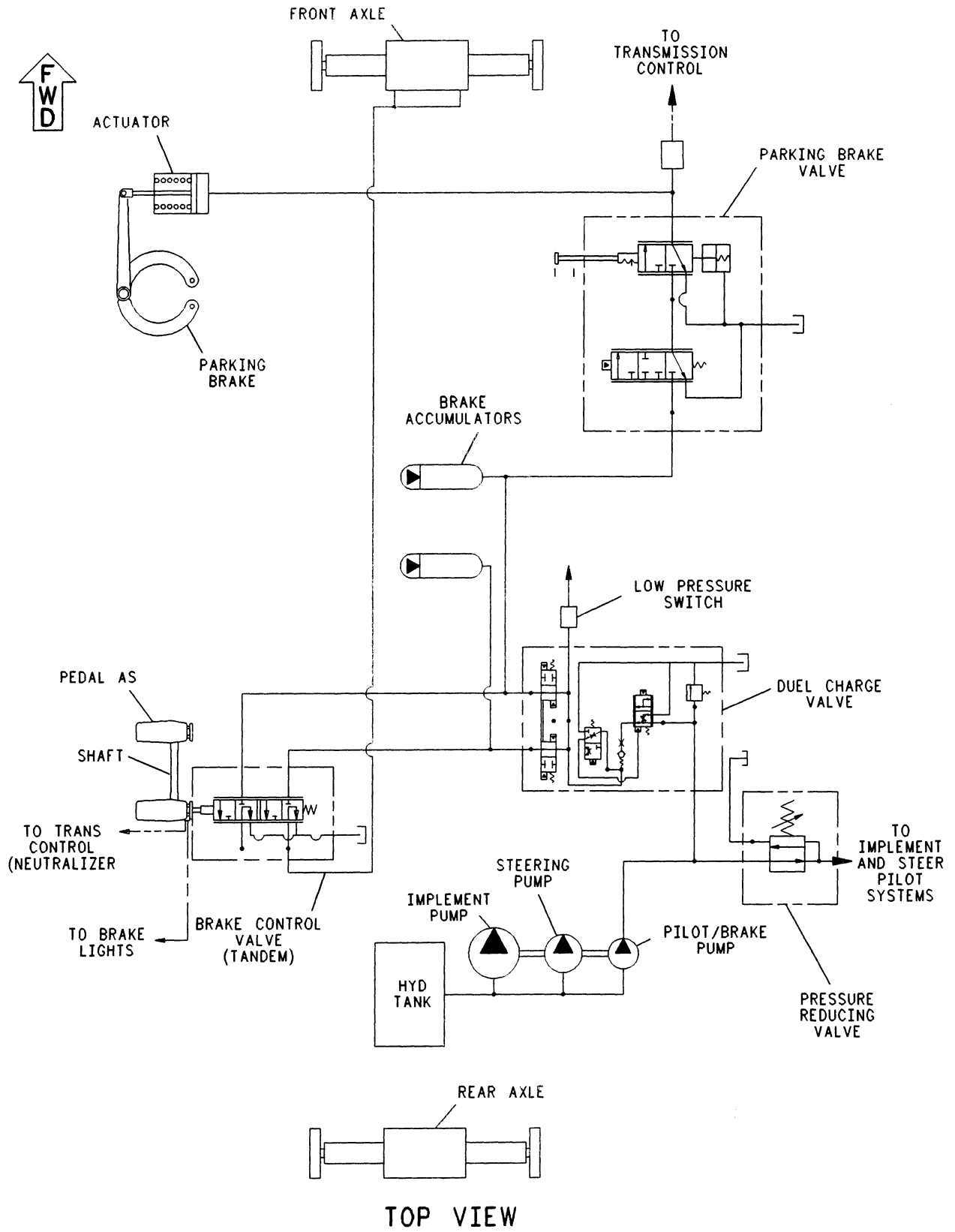
M-METRIC PART

F-670634 CP

4111

1055148 CONTROL GP-PARKING BRAKE
Part Of 1231130 Cab Ar, 1231150 Canopy Ar

BRAKING SYSTEM



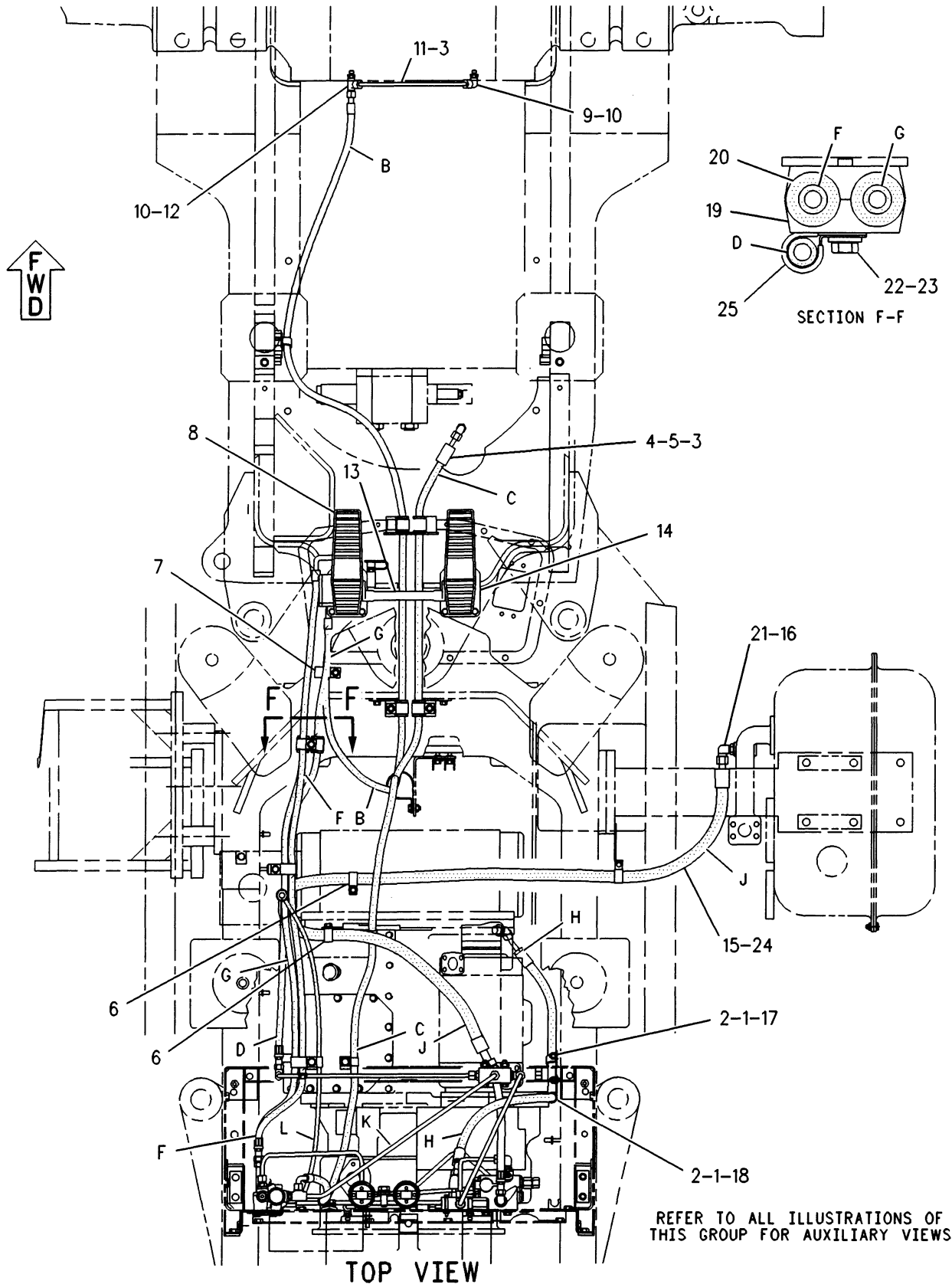
TOP VIEW

F-623421 CP

4265

1283557 CONTROL GP-SERVICE BRAKE-PART 1 OF 4
Part Of 1190011 Chassis Ar

BRAKING SYSTEM



F-688993 P

4265

1283557 CONTROL GP-SERVICE BRAKE-PART 2 OF 4
Part Of 1190011 Chassis Ar

BRAKING SYSTEM

NOTE	REF NO	PART NUMBER	QTY	PART NAME	NOTE	REF NO	PART NUMBER	QTY	PART NAME
		1 8T4896	2	WASHER-HARD (2.5MM THK)					
		2 6V8801	2	NUT (3/8-16 THD)					
		3 6V8397	3	SEAL-O-RING (9.27MM ID)					
I		4 1230384	1	HOSE AS					
		5 4J5477	1	SEAL-O-RING (8.61MM ID)					
		6 6V1889	2	CLIP (28.58MM ID)					
		7 5K8451	1	CLIP (15.88MM ID)					
Y		8 1064842	1	CONTROL GP-FOOT BRAKE					
		9 6V9200	1	ELBOW-FACE SEAL					
		10 3J7354	2	SEAL-O-RING (8.92MM ID)					
		11 1085203	1	TUBE AS					
		12 6V9161	1	TEE					
		13 9U0773	1	SHAFT-GOVERNOR CONTROL					
		14 9U0772	1	PEDAL & BASE AS					
		8S7803	4	RING-RETAINING					
		15 6V9746	2	SEAL-O-RING (22.5MM ID)					
		16 6V8640	1	CONNECTOR-SEAL					
		17 1S0994	1	CLIP (20.64MM ID)					
		18 8S0948	1	CLIP					
		19 7V6659	2	CLAMP-DOUBLE					
		20 7V6571	2	GROMMET					
		21 2M9780	1	SEAL-O-RING (19.18MM ID)					
		22 5P4116	1	WASHER (2MM THK)					
		23 8T8911	1	BOLT (5/16-18X2IN)					
I		24 1085208	1	HOSE AS					
		25 8M2773	1	CLIP (17.46MM ID)					

I-SEE HOSE FABRICATION GUIDE
Y-SEPARATE ILLUSTRATION

637860 CP

4265

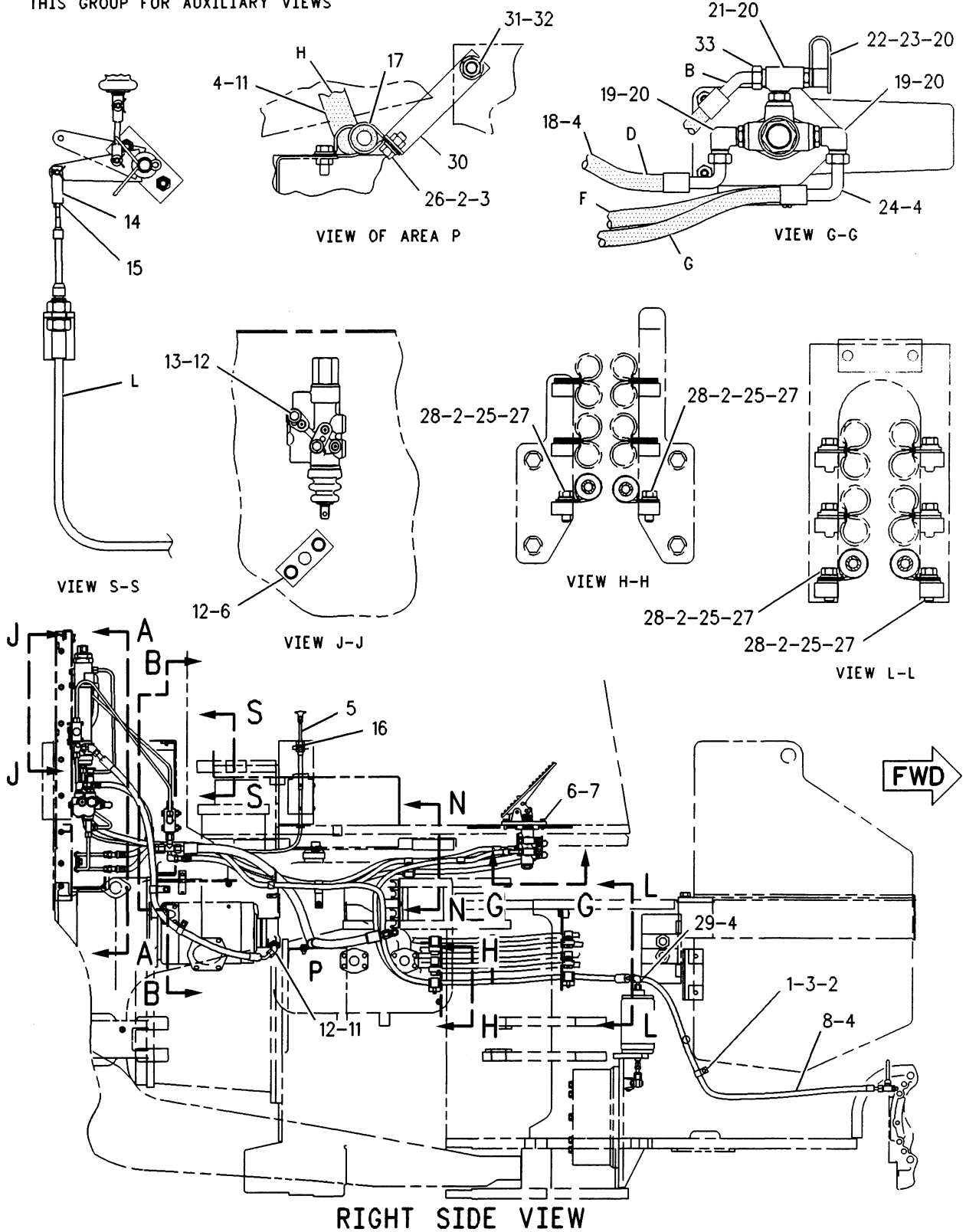
1283557 CONTROL GP-SERVICE BRAKE-PART 2 OF 4

1064842-Page 217

Part Of 1190011 Chassis Ar

BRAKING SYSTEM

REFER TO ALL ILLUSTRATIONS OF THIS GROUP FOR AUXILIARY VIEWS



F-684231 P

4265

1283557 CONTROL GP-SERVICE BRAKE-PART 3 OF 4
Part Of 1190011 Chassis Ar

BRAKING SYSTEM

NOTE	REF NO	PART NUMBER	QTY	PART NAME	NOTE	REF NO	PART NUMBER	QTY	PART NAME
	1	8M2773	1	CLIP (17.46MM ID)					
	2	8T4896	6	WASHER-HARD (2.5MM THK)					
	3	6V8801	2	NUT (3/8-16 THD)					
	4	6V8397	11	SEAL-O-RING (9.27MM ID)					
	5	1088100	1	CABLE AS					
M	6	8T7547	8	BOLT (M8X1.25X30MM)					
	7	8T4224	6	WASHER-HARD (2MM THK)					
I	8	1085205	1	HOSE AS					
	9	6V9876	1	ELBOW-DRFS					
	10	3K0360	1	SEAL-O-RING (16.36MM ID)					
I	11	1085210	1	HOSE AS					
	12	5P4116	4	WASHER (2MM THK)					
M	13	8T4200	2	BOLT (M8X1.25X16MM)					
	14	9U0830	1	END-YOKE ROD					
M	15	5C2874	1	NUT (M5X.8 THD)					
	16	9X8257	1	WASHER (3.50MM THK)					
	17	6V1889	1	CLIP (28.58MM ID)					
I	18	1085207	1	HOSE AS					
	19	6V8724	3	ELBOW-90 DEGREE (90 DEGREE 9/16-18 THD)					
	20	3J1907	7	SEAL-O-RING (11.89MM ID)					
	21	7X2459	2	TEE					
	22	6V3965	2	NIPPLE AS					
	23	6V0852	2	CAP-DUST					
I	24	1085204	2	HOSE AS					
	25	7V6571	2	GROMMET					
	26	4L6454	1	BOLT (3/8-16X1IN)					
	27	4S1962	4	CLIP (25.4MM ID)					
	28	8T2502	4	BOLT (3/8-16X1.125IN)					
	29	6V9850	1	ELBOW-SWIVEL (90 DEGREE 11/16-16 THD)					
	30	2V9053	1	ANGLE					
	31	8T4223	1	WASHER-HARD (3MM THK)					
	32	5P2228	1	BOLT (1/2-13X1IN)					
	33	6V9829	1	CAP AS					
		6V9355	1	PLUG					

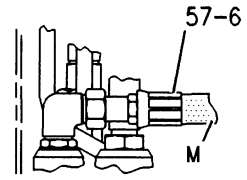
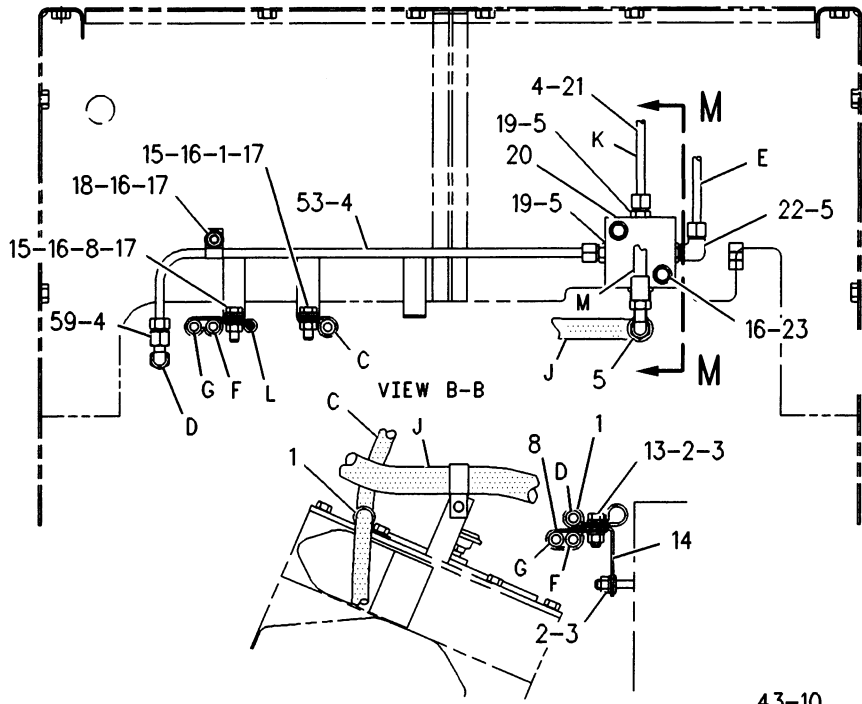
I-SEE HOSE FABRICATION GUIDE
M-METRIC PART

684232 CP

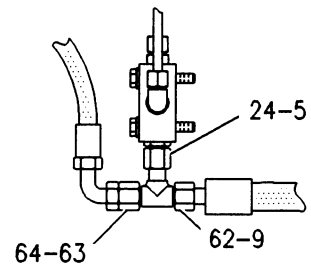
4265

1283557 CONTROL GP-SERVICE BRAKE-PART 3 OF 4
Part Of 1190011 Chassis Ar

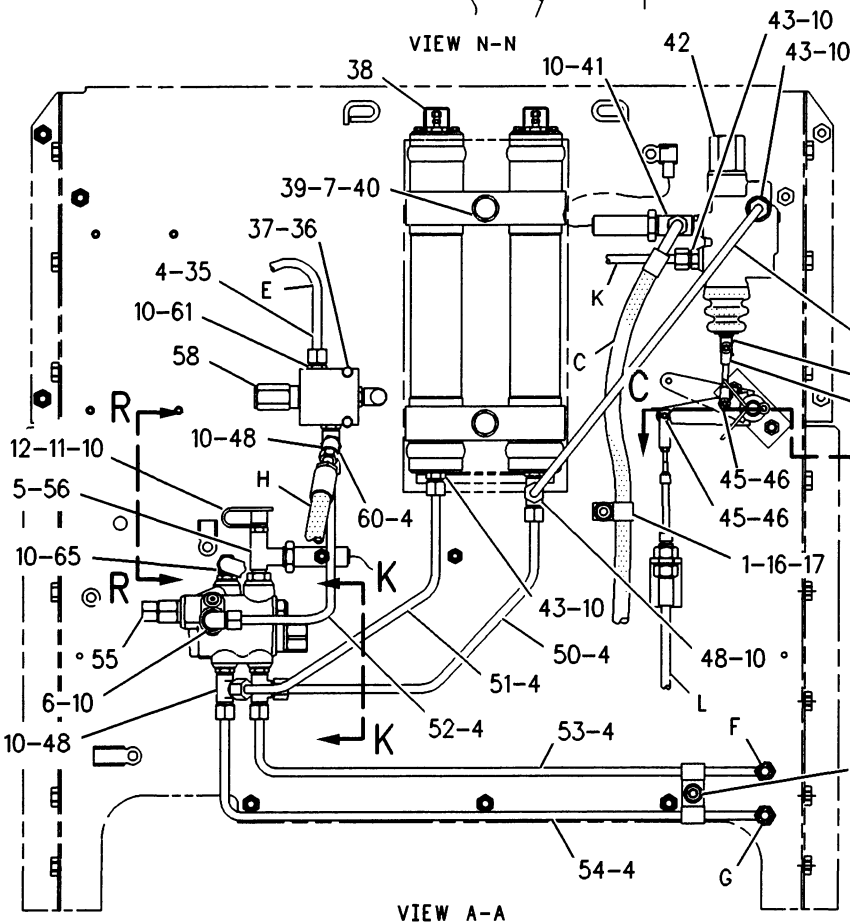
BRAKING SYSTEM



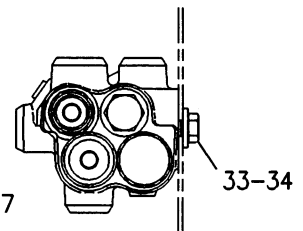
VIEW R-R



VIEW M-M



SECTION C-C



VIEW K-K

VIEW A-A

F-637861 CP

BRAKING SYSTEM

NOTE	REF NO	PART NUMBER	QTY	PART NAME	NOTE	REF NO	PART NUMBER	QTY	PART NAME
	1	8M2773	4	CLIP (17.46MM ID)		60	8C8988	1	ELBOW-45 DEGREE SWIVEL
	2	8T4896	3	WASHER-HARD (2.5MM THK)		61	7E9898	1	CONNECTOR-ORIFICE
	3	6V8801	2	NUT (3/8-16 THD)		62	6V9846	1	TEE-SWIVEL
	4	6V8397	17	SEAL-O-RING (9.27MM ID)		63	6V8556	2	NUT (1 3/16-12 THD)
	5	3K0360	6	SEAL-O-RING (16.36MM ID)		64	6V8942	1	REDUCER-O-RING
	6	6V8724	1	ELBOW-90 DEGREE (9/16-18 THD)		65	8T6876	1	ELBOW-ORFS (9/16-18 THD)
	7	9X8257	3	WASHER (3.50MM THK)		66	6V8398	2	SEAL-O-RING (12.47MM ID)
	8	5K8451	2	CLIP (15.88MM ID)					
	9	6V9746	2	SEAL-O-RING (22.5MM ID)					
	10	3J1907	13	SEAL-O-RING (11.89MM ID)					
	11	6V3965	1	NIPPLE AS					
	12	6V0852	1	CAP-DUST					
	13	4L6454	1	BOLT (3/8-16X1IN)					
	14	3V0778	1	BRACKET					
M	15	8T4195	2	BOLT (M10X1.50X30MM)					
	16	8T4121	9	WASHER (2.5MM THK)					
M	17	8T4133	5	NUT (M10X1.50 THD)					
	18	1F7567	1	CLIP (9.52MM ID)					
	19	6V8634	2	CONNECTOR-SEAL					
	20	1060430	1	MANIFOLD					
	21	1085197	1	TUBE AS					
	22	6V8723	1	ELBOW-90 DEGREE (90 DEGREE 3/4-16 THD)					
M	23	8T6466	2	BOLT (M10X1.50X60MM)					
	24	6V9874	1	CONNECTOR					
	25	1085196	1	TUBE AS					
	26	5P9297	1	CLIP (9.52MM DIA)					
	27	1048617	1	SHAFT AS					
B	28	911745	6	WASHER (1.2MM THK)					
	29	3B4640	1	COTTER					
	30	8T0741	2	SEAL-LIP (15.88MM ID)					
	31	7I4078	1	LEVER AS					
	32	5P6724	1	BEARING-ROLLER					
M	33	8T4191	2	BOLT (M10X1.50X16MM)					
	34	7X7729	2	WASHER (3MM THK)					
	35	1216633	1	TUBE AS					
M	36	7X2534	2	BOLT (M6X1.0X50MM)					
	37	9X8256	2	WASHER (2MM THK)					
Y	38	1141151	2	ACCUMULATOR GP					
M	39	7X2553	2	BOLT (M16X2.0X40MM)					
	40	6D8305	2	CLAMP					
	41	8C3309	1	TEE					
Y	42	1008941	1	VALVE GP-BRAKE CONTROL					
	43	6V8636	3	CONNECTOR					
	44	1230386	1	TUBE AS					
	45	7X2618	3	PIN					
	46	3B4607	3	COTTER					
	47	1013846	1	ROD-CONTROL					
	48	6V8781	4	TEE-FACE SEAL					
	49	908416	2	CLAMP					
	50	1082832	1	TUBE AS					
	51	1091668	1	TUBE AS					
	52	1384814	1	TUBE AS					
	53	1085194	1	TUBE AS					
	54	1085195	1	TUBE AS					
	55	8R5603	1	VALVE GP-ACCUMULATOR CHARGING					
		1018087	1	KIT-REPAIR					
	56	1057704	1	TEE					
I	57	1216194	1	HOSE AS					
	58	9U3346	1	VALVE GP-PRESSURE REDUCING					
		4E5547	1	VALVE-REDUCING					
		9U3983	1	HOUSING-VALVE					
	59	6V9850	1	ELBOW-SWIVEL (90 DEGREE 11/16-16 THD)					

B-USE AS REQUIRED
 I-SEE HOSE FABRICATION GUIDE
 M-METRIC PART
 Y-SEPARATE ILLUSTRATION

674127 CP

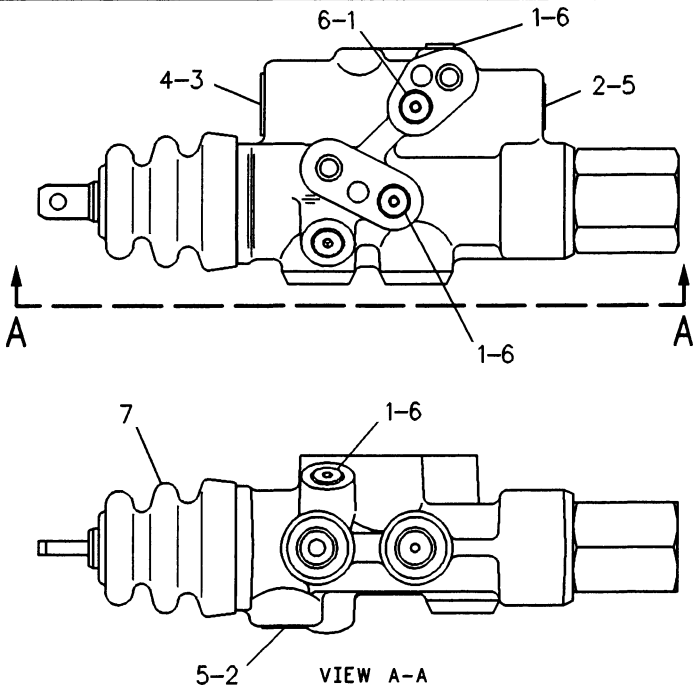
4265

1283557 CONTROL GP-SERVICE BRAKE-PART 4 OF 4

1141151-Page 212, 1008941-Page 226

Part Of 1190011 Chassis Ar

BRAKING SYSTEM



NOTE	REF NO	PART NUMBER	QTY	PART NAME
	1	9S8001	5	PLUG-O-RING (5/16 X 24 THD)
	2	9S8004	2	PLUG-O-RING (9/16 X 18 THD)
	3	9S8006	1	PLUG-O-RING (7/8 X 14 THD)
	4	2M9780	1	SEAL-O-RING (19.18MM ID)
	5	3J1907	2	SEAL-O-RING (11.89MM ID)
	6	4J7533	5	SEAL-O-RING (6.07MM ID)
	7	4E5551	1	BOOT-ACTUATION ROD
		1017034		THE FOLLOWING REPAIR KIT IS AVAILABLE: KIT-SEAL

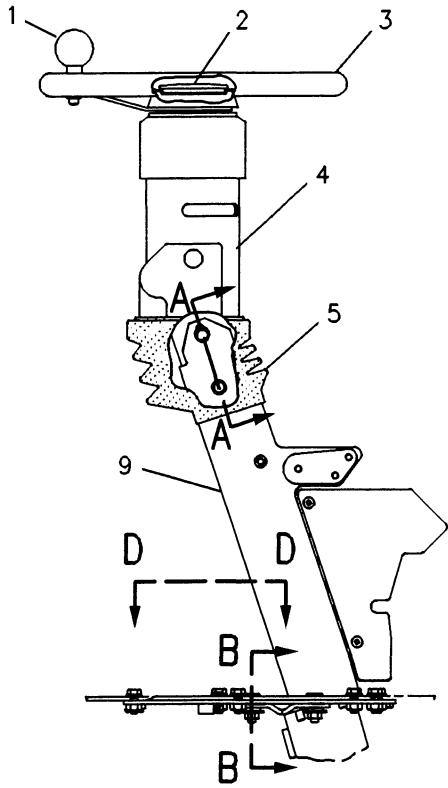
F-557871 EP

4265

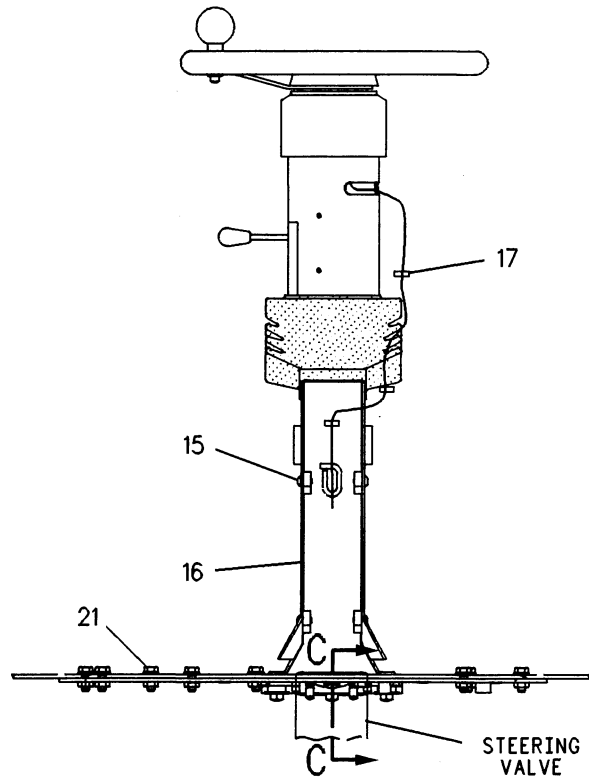
1008941 VALVE GP-BRAKE CONTROL
Part Of 1283557 Control-Service Brake

MEMORANDA

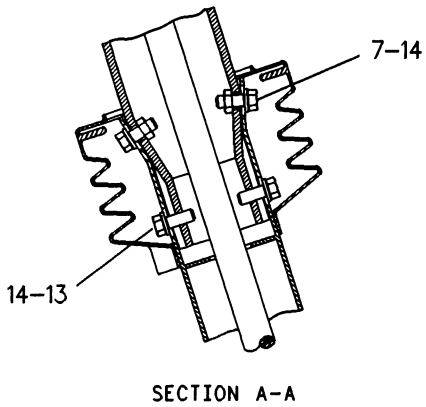
STEERING SYSTEM



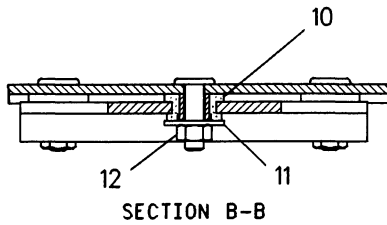
RIGHT SIDE VIEW



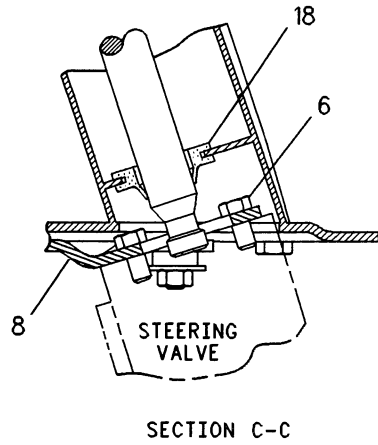
FRONT VIEW



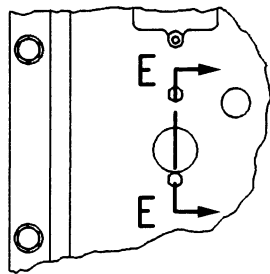
SECTION A-A



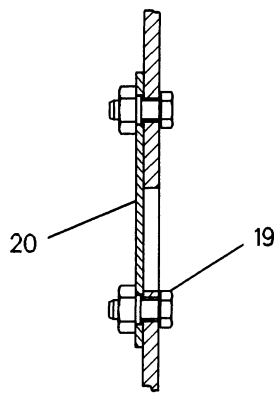
SECTION B-B



SECTION C-C



VIEW D-D



SECTION E-E

F-583564 EP

4102

1062359 CONTROL GP-STEERING

Part Of 1213065 Operator Ar, 1231145 Operator Ar-Open ROPS

STEERING SYSTEM

NOTE	REF NO	PART NUMBER	QTY	PART NAME	NOTE	REF NO	PART NUMBER	QTY	PART NAME
		1 8R2918	1	KNOB AS					
		2 2T3360	1	BUTTON AS-HORN					
		3 8R2917	1	STEERING WHEEL					
Y		4 8Y7680	1	STEERING COLUMN GP					
		5 4E0156	1	BOOT					
		6 5M3062	4	BOLT (3/8-16X.750IN)					
		7 8T8906	2	BOLT (3/8-24THD 19MM)					
		8 4E0154	1	BRACKET					
C		9 1181747	1	SUPPORT AS					
		10 6N6984	3	MOUNT					
		11 8T4222	3	WASHER-PLATED					
M		12 8T4133	3	NUT (M10X1.50 THD)					
		13 7X3183	2	BOLT (3/8-24X1.00 IN)					
		14 8T4896	4	WASHER-HARD (2.5MM THK)					
M		15 9X2043	4	SCREW-TRUSS HEAD (M6X1X14 MM)					
C		16 1058896	2	PLATE					
		17 3S2093	3	STRAP-CABLE (1.75 IN)DIA.					
		18 7X4797	1	SEAL-STEERING SHAFT					
M		19 5C9553	2	BOLT (M6X1.0X16MM)					
		20 4E0716	1	PLATE AS					
M		6V9632	2	NUT-WELD (M6X1 THD)					
M		8T4136	9	BOLT (M10X1.50X25MM)					
		8T4121	9	WASHER (21MM OD)					

C-CHANGE FROM PREVIOUS TYPE
M-METRIC PART
Y-SEPARATE ILLUSTRATION

583565 EP

4102

1062359 CONTROL GP-STEERING

8Y7680-Page 236

Part Of 1213065 Operator Ar, 1231145 Operator Ar-Open ROPS

STEERING SYSTEM

NOTE	REF NO	PART NUMBER	QTY	PART NAME
C	1	7X0366	2	BOLT
C		6W2342	2	SPACER
	2	7X0564	4	WASHER-HARD
C	3	8V7659	4	PIN AS
	4	3B8489	2	FITTING-GREASE
Y	5	8V5216	2	CYLINDER & SEAL GP-STEERING
	6	8T9398	2	BOLT
		9K9731	2	SPACER
	7	2K4160	8	WASHER

MOUNTED ON REAR FRAME

MOUNTED ON LOADER FRAME

C-CHANGE FROM PREVIOUS TYPE
Y-SEPARATE ILLUSTRATION

B-494694 EP

4303

8V5217 CYLINDER & MTG GP-STEERING

8V5216-Page 230

Part Of 1190011 Chassis Ar

NOTE	REF NO	PART NUMBER	QTY	PART NAME
	1	7K9203	4	SEAL-LIP
CY	2	6E5024	1	CYLINDER GP-STEERING

C-CHANGE FROM PREVIOUS TYPE
Y-SEPARATE ILLUSTRATION

B-549040 EP

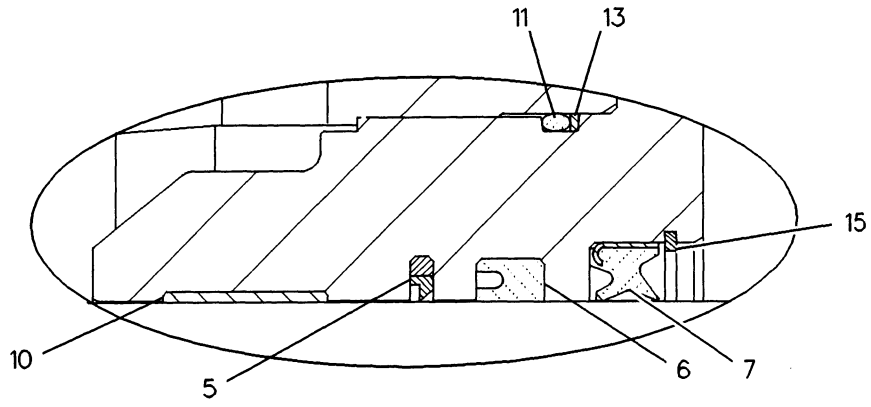
4303

8V5216 CYLINDER & SEAL GP-STEERING

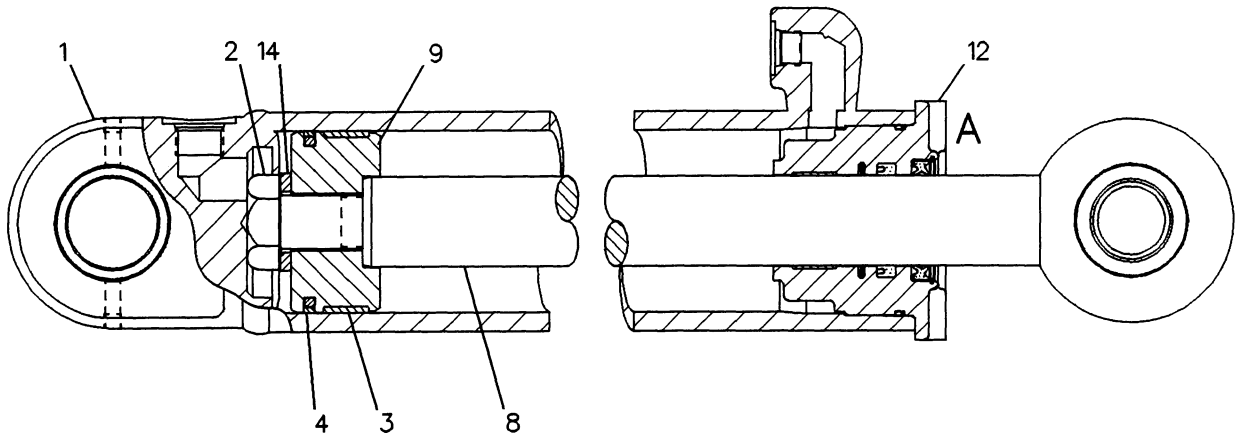
6E5024-Page 231

Part Of 8V5217 Cylinder & Mounting-Steering

STEERING SYSTEM



ENLARGED VIEW OF AREA A



NOTE	REF NO	PART NUMBER	QTY	PART NAME	NOTE	REF NO	PART NUMBER	QTY	PART NAME
	1	6E5025	1	CYLINDER AS					
		7J9682	1	BEARING-SLEEVE					
M	2	8C3411	1	BOLT (M30X3.5X90MM)					
	3	6J2797	1	RING-WEAR					
	4	8C9160	1	SEAL AS					
	5	8C9124	1	SEAL AS					
	6	5J8200	1	SEAL-U-CUP					
	7	8C9133	1	SEAL					
	8	6E5028	1	ROD AS					
		7J9682	1	BEARING-SLEEVE					
	9	9T3133	1	PISTON					
	10	4T5613	1	RING-WEAR					
	11	9X4611	1	SEAL-O-RING					
	12	6E0775	1	HEAD					
	13	2K6830	1	RING-BACKUP					
	14	3S7023	1	WASHER (6.0MM THK)					
	15	8J0484	1	RING-RETAINING					

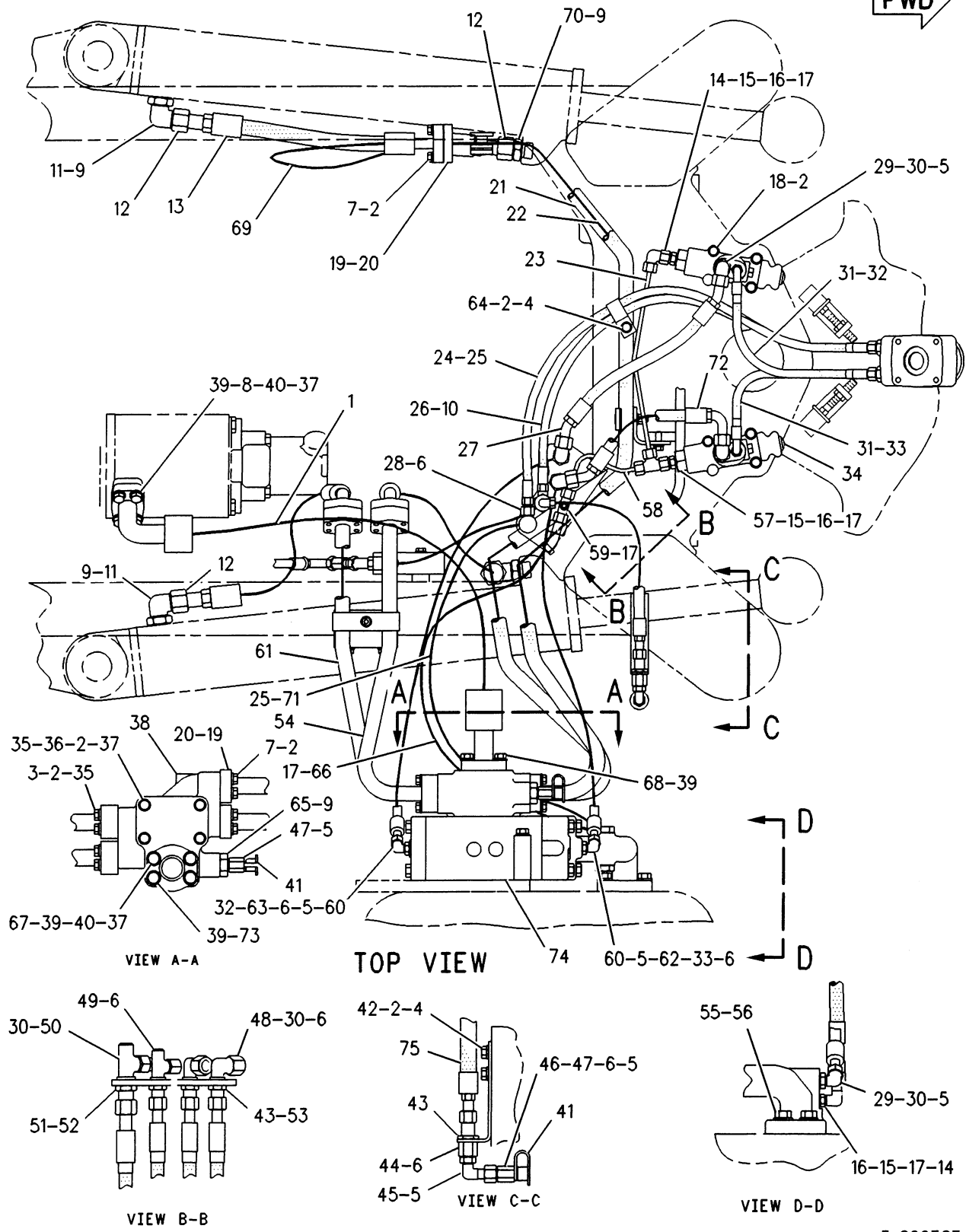
M-METRIC PART

F-594691 EP

4303

6E5024 CYLINDER GP-STEERING (CHGS 00-04)
 102 MM (4 In) Bore X 597 MM (24 In) Stroke
 Part Of 8V5216 Cylinder & Seal-Steering

STEERING SYSTEM



VIEW A-A

TOP VIEW

VIEW B-B

VIEW C-C

VIEW D-D

F-622565 CP

5057

1213067 LINES GP-STEERING-PART 1 OF 2
S/N 1GN1-295
Part Of 1190011 Chassis Ar

STEERING SYSTEM

NOTE	REF NO	PART NUMBER	QTY	PART NAME	NOTE	REF NO	PART NUMBER	QTY	PART NAME
I	1	1242933	1	HOSE AS		64	5K8451	1	CLIP (15.88MM ID)
	2	8T4896	37	WASHER-HARD (2.5MM THK)		65	2P8421	1	ADAPTER-O-RING
	3	5S7383	8	BOLT (3/8-16X1.75IN)	I	66	1284402	1	HOSE AS
	4	5S7379	3	BOLT (3/8-16X.875IN)		67	7X0308	2	BOLT (7/16-14X1.375IN)
	5	3J1907	8	SEAL-O-RING (11.89MM ID)		68	7X0319	3	BOLT (7/16-14X4.25IN)
	6	6V8397	10	SEAL-O-RING (9.27MM ID)	I	69	1244449	1	HOSE AS
	7	5S7382	10	BOLT (3/8-16X1.375IN)		70	6V8637	1	CONNECTOR-SEAL
	8	8T8916	4	BOLT (7/16-14X1.50IN)	I	71	8X6973	1	HOSE AS
	9	3D2824	4	SEAL-O-RING (23.47MM ID)	I	72	7I3144	1	HOSE AS
	10	1V6275	2	TAG-IDENTIFICATION (S)		73	7H3472	2	BOLT (7/16-14X4.75IN)
	11	6V9007	2	ELBOW-90 DEGREE (1-1/16-12 THD)	Y	74	9J9330	1	VALVE GP-STEERING
					I	75	9C2361	1	HOSE AS
	12	6V9746	3	SEAL-O-RING (22.5MM ID)					
I	13	1244450	1	HOSE AS					
	14	6V9849	2	ELBOW-SWIVEL					
	15	1J9671	3	SEAL-O-RING (10.52MM ID)					
	16	8T6988	3	CONNECTOR					
	17	4J5477	10	SEAL-O-RING (8.61MM ID)					
	18	4L6459	6	BOLT (3/8-16X2.5IN)					
	19	1P4576	8	FLANGE					
	20	4J5267	4	SEAL-O-RING (24.99MM ID)					
	21	1235946	1	TUBE AS					
	22	1235945	1	TUBE AS					
	23	9C2368	1	TUBE AS					
I	24	7I4117	1	HOSE AS					
	25	1V6277	4	TAG-IDENTIFICATION (T)					
I	26	8R0615	1	HOSE AS					
I	27	7I3143	1	HOSE AS					
	28	6V8936	1	REDUCER AS					
	29	8T6876	3	ELBOW-ORFS (9/16-18 THD)					
	30	6V8398	8	SEAL-O-RING (12.47MM ID)					
I	31	7I3142	2	HOSE AS					
	32	1V6276	4	TAG-IDENTIFICATION (L)					
	33	1V6274	4	TAG-IDENTIFICATION (R)					
Y	34	8J1553	2	VALVE GP-NEUTRALIZER					
	35	4J0519	4	SEAL (31.34MM ID)					
	36	7X0290	4	BOLT (3/8-16X3.50IN)					
	37	4J0522	3	SEAL-O-RING (37.69MM ID)					
	38	4V2475	1	MANIFOLD					
	39	8T5360	11	WASHER (2.5MM THK)					
	40	1P4578	4	FLANGE					
	41	6V0852	2	CAP-DUST					
	42	9C2372	1	PLATE					
	43	6V9168	4	NUT (11/16-16 THD)					
	44	8T9358	1	CONNECTOR					
	45	8T0788	1	ELBOW-90 DEGREE					
	46	8T6663	1	ADAPTER-PORT					
	47	6V3965	2	NIPPLE AS					
	48	8T0130	2	ELBOW-BULKHEAD					
	49	7X0820	1	TEE-UNION ORIFICE					
	50	8T6895	1	TEE-UNION ORIFICE					
	51	6V9169	1	NUT-BULKHEAD (13/16-16 THD)					
	52	8T4123	1	WASHER-PLATED (3.5MM THK)					
	53	8T4994	3	WASHER (3.5MM THK)					
	54	1235947	1	TUBE AS					
	55	8T4835	4	BOLT (1/2-13X2IN)					
	56	7X0584	4	WASHER-HARD (2MM THK)					
	57	6V9835	1	TEE					
	58	9C2370	1	TUBE AS					
	59	6V8787	1	TEE-FACE SEAL					
	60	6V8724	2	ELBOW-90 DEGREE (90 DEGREE 9/16-18 THD)					
	61	1235948	1	TUBE AS					
I	62	1295839	1	HOSE AS					
I	63	1295844	1	HOSE AS					

I-SEE HOSE FABRICATION GUIDE
Y-SEPARATE ILLUSTRATION

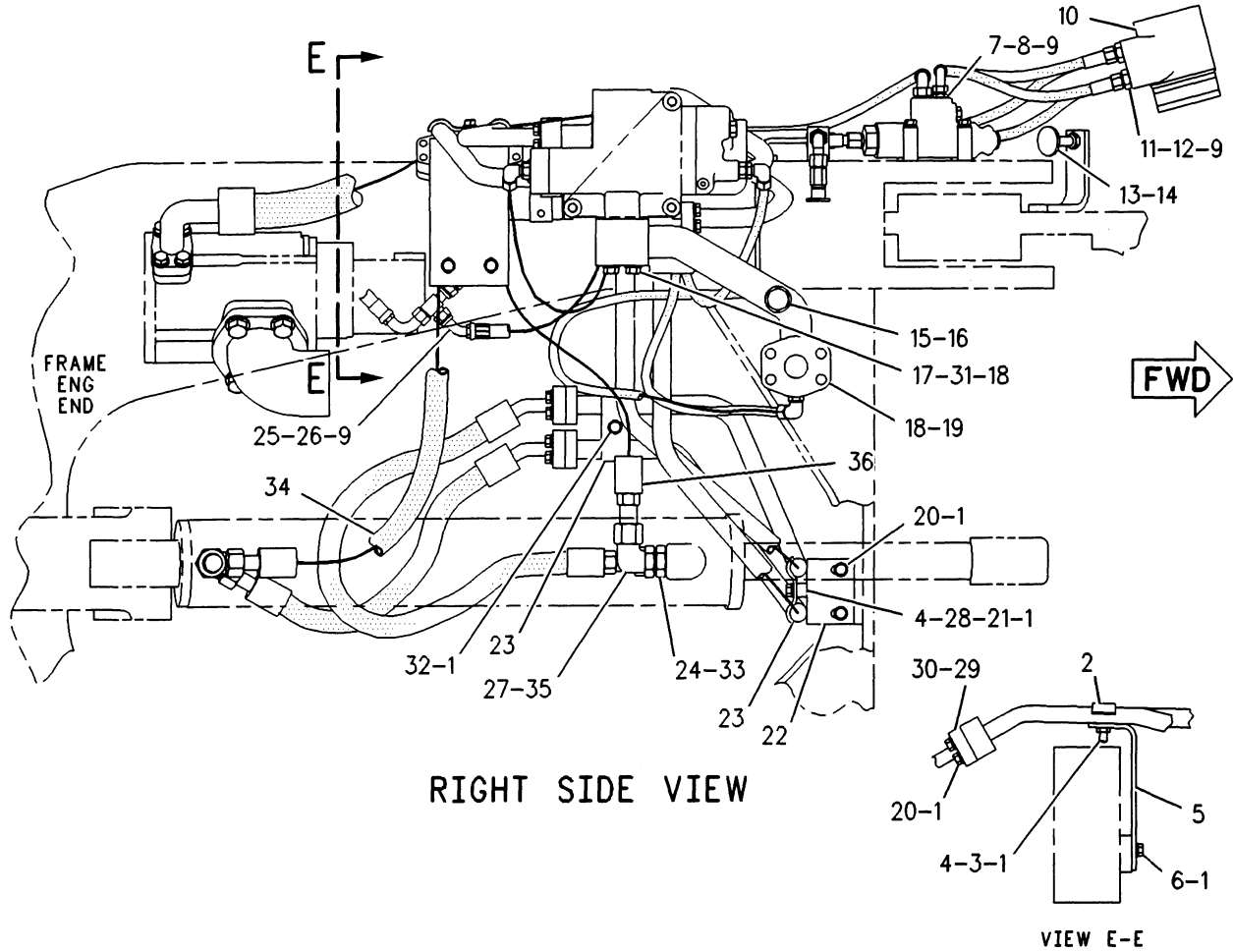
663512 CP

5057

1213067 LINES GP-STEERING-PART 1 OF 2
S/N 1GN1-295

8J1553-Page 237, 9J9330-Page 238
Part Of 1190011 Chassis Ar

STEERING SYSTEM



RIGHT SIDE VIEW

VIEW E-E

NOTE	REF NO	PART NUMBER	QTY	PART NAME	NOTE	REF NO	PART NUMBER	QTY	PART NAME
	1	8T4896	15	WASHER-HARD (2.5MM THK)		24	3D2824	1	SEAL-O-RING (23.47MM ID)
	2	5K3118	1	CLAMP	I	25	9C2393	1	HOSE AS
	3	5S7383	1	BOLT (3/8-16X1.75IN)		26	1V6275	2	TAG-IDENTIFICATION (S)
	4	1L5081	2	SPACER		27	6V9746	2	SEAL-O-RING (22.5MM ID)
	5	1237646	1	BRACKET AS		28	4L6459	1	BOLT (3/8-16X2.5IN)
		9F2978	1	NUT-WELD (3/8-16 THD)		29	1P4576	4	FLANGE
	6	5S7379	2	BOLT (3/8-16X.875IN)		30	4J5267	2	SEAL-O-RING (24.99MM ID)
	7	6V8636	2	CONNECTOR		31	8T5360	4	WASHER (2.5MM THK)
	8	3J1907	2	SEAL-O-RING (11.89MM ID)		32	5P8167	1	BOLT (3/8-16X.625IN)
	9	6V8397	7	SEAL-O-RING (9.27MM ID)		33	6V8637	1	CONNECTOR-SEAL
Y	10	1198767	1	PUMP GP-METERING	I	34	1244413	1	HOSE AS
	11	6V8634	4	CONNECTOR-SEAL		35	6V9853	1	ELBOW-SWIVEL
	12	3K0360	4	SEAL-O-RING (16.36MM ID)	I	36	1244412	1	HOSE AS
	13	9X2399	2	BOLT-FLAT HEAD (1/2-13X3.14IN)					
	14	1D5117	2	NUT-JAM (1/2-13 THD)					
	15	9S4190	1	PLUG-O-RING (7/16-20 THD)					
	16	2M9780	1	SEAL-O-RING (19.18MM ID)					
	17	7X0314	4	BOLT (7/16-14X3IN)					
	18	1P3705	2	SEAL (44.7MM ID)					
	19	7V6589	1	MANIFOLD					
	20	5S7382	10	BOLT (3/8-16X1.375IN)					
	21	6V8801	1	NUT (3/8-16 THD)					
	22	7V4637	1	BRACKET					
	23	5M7087	2	CLAMP-TUBE					

I-SEE HOSE FABRICATION GUIDE
Y-SEPARATE ILLUSTRATION

F-663513 CP

5057

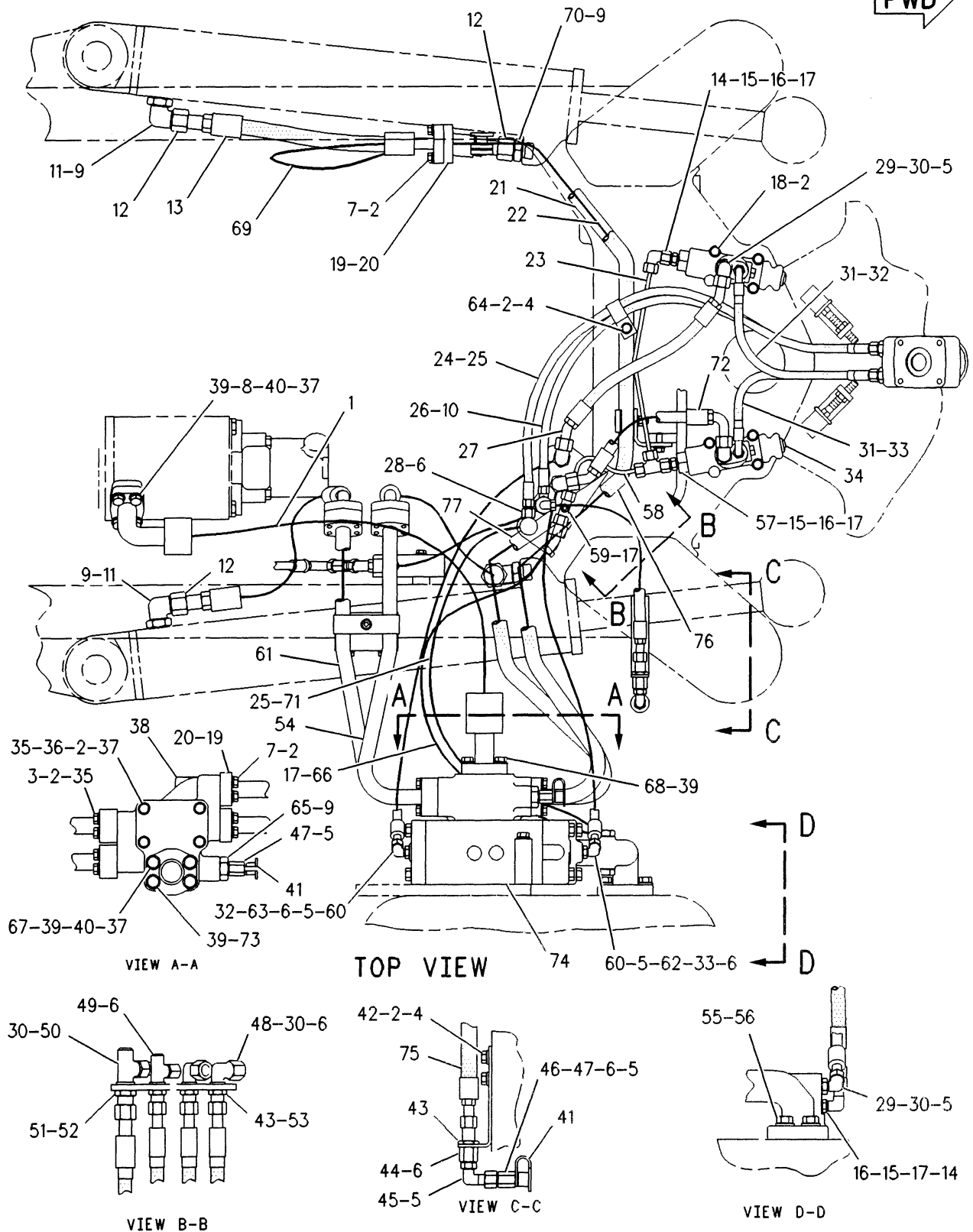
1213067 LINES GP-STEERING-PART 2 OF 2

S/N 1GN1-295

6E6406-Page 234.04

Part Of 1190011 Chassis Ar

STEERING SYSTEM



F-678696 CP

5057

1213067 LINES GP-STEERING-PART 1 OF 2

S/N 1GN296-Up

Part Of 1190011 Chassis Ar

STEERING SYSTEM

NOTE	REF NO	PART NUMBER	QTY	PART NAME	NOTE	REF NO	PART NUMBER	QTY	PART NAME
I	1	1242933	1	HOSE AS		64	5K8451	1	CLIP (15.88MM ID)
C	2	8T4896	45	WASHER-HARD (2.5MM THK)		65	2P8421	1	ADAPTER-O-RING
	3	5S7383	8	BOLT (3/8-16X1.75IN)	I	66	1284402	1	HOSE AS
	4	5S7379	3	BOLT (3/8-16X.875IN)		67	7X0308	2	BOLT (7/16-14X1.375IN)
	5	3J1907	8	SEAL-O-RING (11.89MM ID)		68	7X0319	3	BOLT (7/16-14X4.25IN)
	6	6V8397	10	SEAL-O-RING (9.27MM ID)	I	69	1244449	1	HOSE AS
C	7	5S7382	24	BOLT (3/8-16X1.375IN)		70	6V8637	1	CONNECTOR-SEAL
	8	8T8916	4	BOLT (7/16-14X1.50IN)	I	71	8X6973	1	HOSE AS
	9	3D2824	4	SEAL-O-RING (23.47MM ID)	I	72	7I3144	1	HOSE AS
	10	1V6275	2	TAG-IDENTIFICATION (S)		73	7H3472	2	BOLT (7/16-14X4.75IN)
	11	6V9007	2	ELBOW-90 DEGREE (1-1/16-12 THD)	Y	74	9J9330	1	VALVE GP-STEERING
	12	6V9746	3	SEAL-O-RING (22.5MM ID)	I	75	9C2361	1	HOSE AS
I	13	1244450	1	HOSE AS	C	76	1396087	1	TUBE AS
	14	6V9849	2	ELBOW-SWIVEL	C	77	1396082	1	TUBE AS
	15	1J9671	3	SEAL-O-RING (10.52MM ID)					
	16	8T6988	3	CONNECTOR					
	17	4J5477	10	SEAL-O-RING (8.61MM ID)					
	18	4L6459	6	BOLT (3/8-16X2.5IN)					
C	19	1P4576	12	FLANGE					
C	20	4J5267	6	SEAL-O-RING (24.99MM ID)					
C	21	1396086	1	TUBE AS					
C	22	1396081	1	TUBE AS					
	23	9C2368	1	TUBE AS					
I	24	7I4117	1	HOSE AS					
	25	1V6277	4	TAG-IDENTIFICATION (T)					
I	26	8R0615	1	HOSE AS					
I	27	7I3143	1	HOSE AS					
	28	6V8936	1	REDUCER AS					
	29	8T6876	3	ELBOW-DRFS (9/16-18 THD)					
	30	6V8398	8	SEAL-O-RING (12.47MM ID)					
I	31	7I3142	2	HOSE AS					
	32	1V6276	4	TAG-IDENTIFICATION (L)					
	33	1V6274	4	TAG-IDENTIFICATION (R)					
Y	34	8J1553	2	VALVE GP-NEUTRALIZER					
	35	4J0519	4	SEAL (31.34MM ID)					
	36	7X0290	4	BOLT (3/8-16X3.50IN)					
	37	4J0522	3	SEAL-O-RING (37.69MM ID)					
	38	4V2475	1	MANIFOLD					
	39	8T5360	1	WASHER (2.5MM THK)					
	40	1P4578	4	FLANGE					
	41	6V0852	2	CAP-DUST					
	42	9C2372	1	PLATE					
	43	6V9168	4	NUT (11/16-16 THD)					
	44	8T9358	1	CONNECTOR					
	45	8T0788	1	ELBOW-90 DEGREE					
	46	8T6663	1	ADAPTER-PORT					
	47	6V3965	2	NIPPLE AS					
	48	8T0130	2	ELBOW-BULKHEAD					
	49	7X0820	1	TEE-UNION ORIFICE					
	50	8T6895	1	TEE-UNION ORIFICE					
	51	6V9169	1	NUT-BULKHEAD (13/16-16 THD)					
	52	8T4123	1	WASHER-PLATED (3.5MM THK)					
	53	8T4994	3	WASHER (3.5MM THK)					
	54	1235947	1	TUBE AS					
	55	8T4835	4	BOLT (1/2-13X2IN)					
	56	7X0584	4	WASHER-HARD (2MM THK)					
	57	6V9835	1	TEE					
	58	9C2370	1	TUBE AS					
	59	6V8787	1	TEE-FACE SEAL					
	60	6V8724	2	ELBOW-90 DEGREE (90 DEGREE 9/16-18 THD)					
	61	1235948	1	TUBE AS					
I	62	1295839	1	HOSE AS					
I	63	1295844	1	HOSE AS					

C-CHANGE FROM PREVIOUS TYPE
I-SEE HOSE FABRICATION GUIDE
Y-SEPARATE ILLUSTRATION

F-678697 CP

5057

1213067 LINES GP-STEERING-PART 1 OF 2

S/N 1GN296-Up

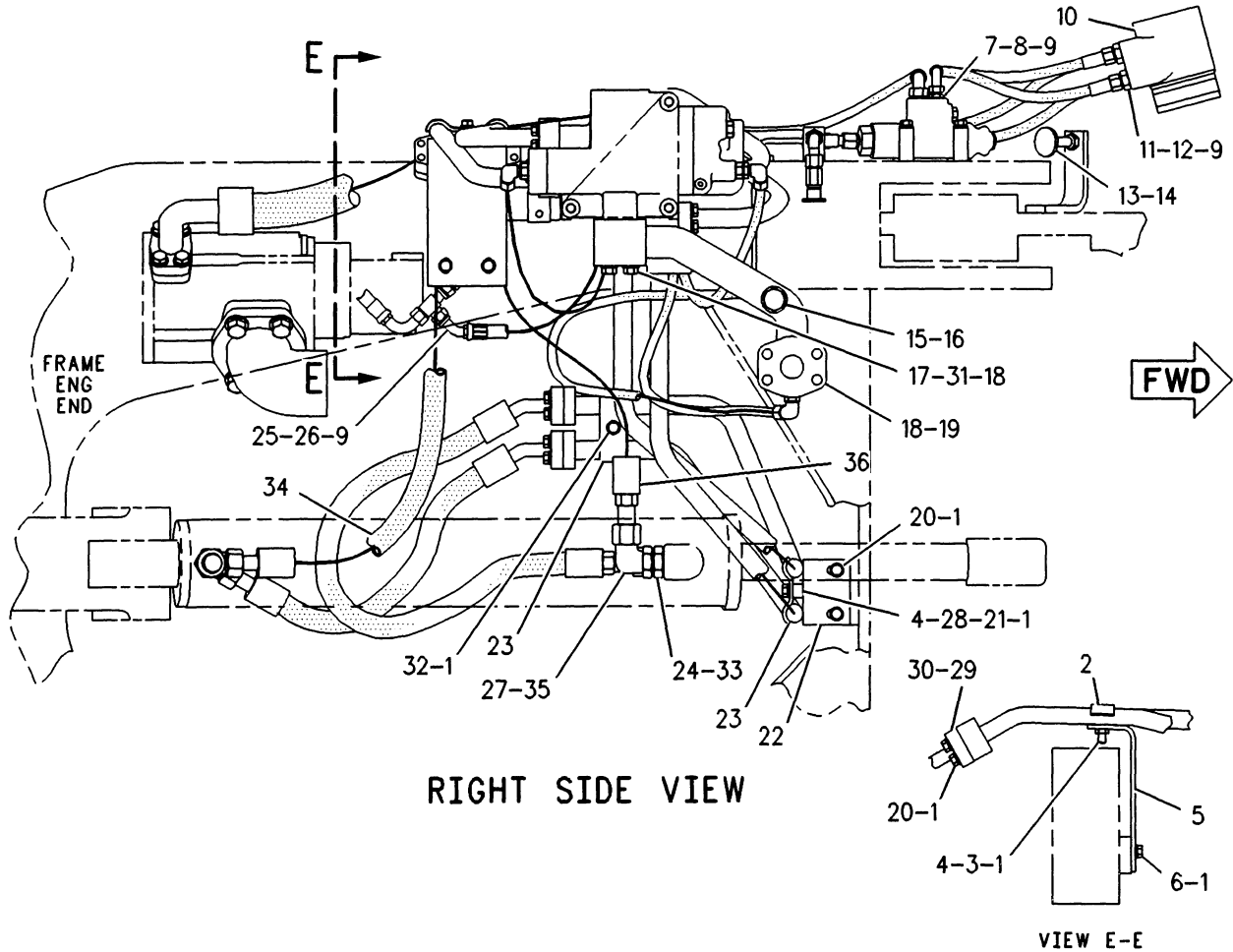
8J1553-Page 237, 9J9330-Page 238

Part Of 1190011 Chassis Ar

234.02

SEBP2402

STEERING SYSTEM



RIGHT SIDE VIEW

VIEW E-E

NOTE	REF NO	PART NUMBER	QTY	PART NAME	NOTE	REF NO	PART NUMBER	QTY	PART NAME
	1	8T4896	15	WASHER-HARD (2.5MM THK)		24	3D2824	1	SEAL-O-RING (23.47MM ID)
	2	5K3118	1	CLAMP	I	25	9C2393	1	HOSE AS
	3	5S7383	1	BOLT (3/8-16X1.75IN)		26	1V6275	2	TAG-IDENTIFICATION (S)
	4	1L5081	2	SPACER		27	6V9746	2	SEAL-O-RING (22.5MM ID)
	5	1237646	1	BRACKET AS		28	4L6459	1	BOLT (3/8-16X2.5IN)
		9F2978	1	NUT-WELD (3/8-16 THD)		29	1P4576	4	FLANGE
	6	5S7379	2	BOLT (3/8-16X.875IN)		30	4J5267	2	SEAL-O-RING (24.99MM ID)
	7	6V8636	2	CONNECTOR		31	8T5360	4	WASHER (2.5MM THK)
	8	3J1907	2	SEAL-O-RING (11.89MM ID)		32	5P8167	1	BOLT (3/8-16X.625IN)
	9	6V8397	7	SEAL-O-RING (9.27MM ID)		33	6V8637	1	CONNECTOR-SEAL
Y	10	1198767	1	PUMP GP-METERING	I	34	1244413	1	HOSE AS
	11	6V8634	4	CONNECTOR-SEAL		35	6V9853	1	ELBOW-SWIVEL
	12	3K0360	4	SEAL-O-RING (16.36MM ID)	I	36	1244412	1	HOSE AS
	13	9X2399	2	BOLT-FLAT HEAD (1/2-13X3.14IN)					
	14	1D5117	2	NUT-JAM (1/2-13 THD)					
	15	9S4190	1	PLUG-O-RING (7/16-20 THD)					
	16	2M9780	1	SEAL-O-RING (19.18MM ID)					
	17	7X0314	4	BOLT (7/16-14X3IN)					
	18	1P3705	2	SEAL (44.7MM ID)					
	19	7V6589	1	MANIFOLD					
	20	5S7382	10	BOLT (3/8-16X1.375IN)					
	21	6V8801	1	NUT (3/8-16 THD)					
	22	7V4637	1	BRACKET					
	23	5M7087	2	CLAMP-TUBE					

I-SEE HOSE FABRICATION GUIDE
Y-SEPARATE ILLUSTRATION

F-682367 CP

5057

1213067 LINES GP-STEERING-PART 2 OF 2

S/N 1GN296-Up

1198767-Page 235

Part Of 1190011 Chassis Ar

STEERING SYSTEM

1 6S7827 BALL
1 5L1100 BEARING-THRUST
7 7J6835 BOLT-12 POINT HEAD (5/16-24X1.625IN)
1 9J8076 BUSHING-TERMINAL

1 3G6889 CAP

1 7J6839 DRIVE-CONTROL END

1 9T1083 GEROTOR AS

1 1198116 KIT-CONVERSION
1 1184341 KIT-SEAL
1 9T8560 KIT-SPRING

1 7J8009 PIN

2 3G6891 RACE
1 6S7826 RETAINER-BALL
1 9J5442 RING

1 3G6906 SCREW (9/16-18X.56IN)
1 7J6833 SEAL (29.79MM ID)
1 8F5340 SEAL-LIP (25.4MM ID)
1 1H1023 SEAL-O-RING (9.25MM ID)
1 5F9144 SEAL-O-RING (7.65MM ID)
1 7F8267 SEAL-O-RING (47.22MM ID)
3 9J5686 SEAL-O-RING (72.75MM ID)
1 3G6907 SEAT
1 3G6905 SPACER (LARGE)
1 3G4461 SPACER (SMALL)

690534 P

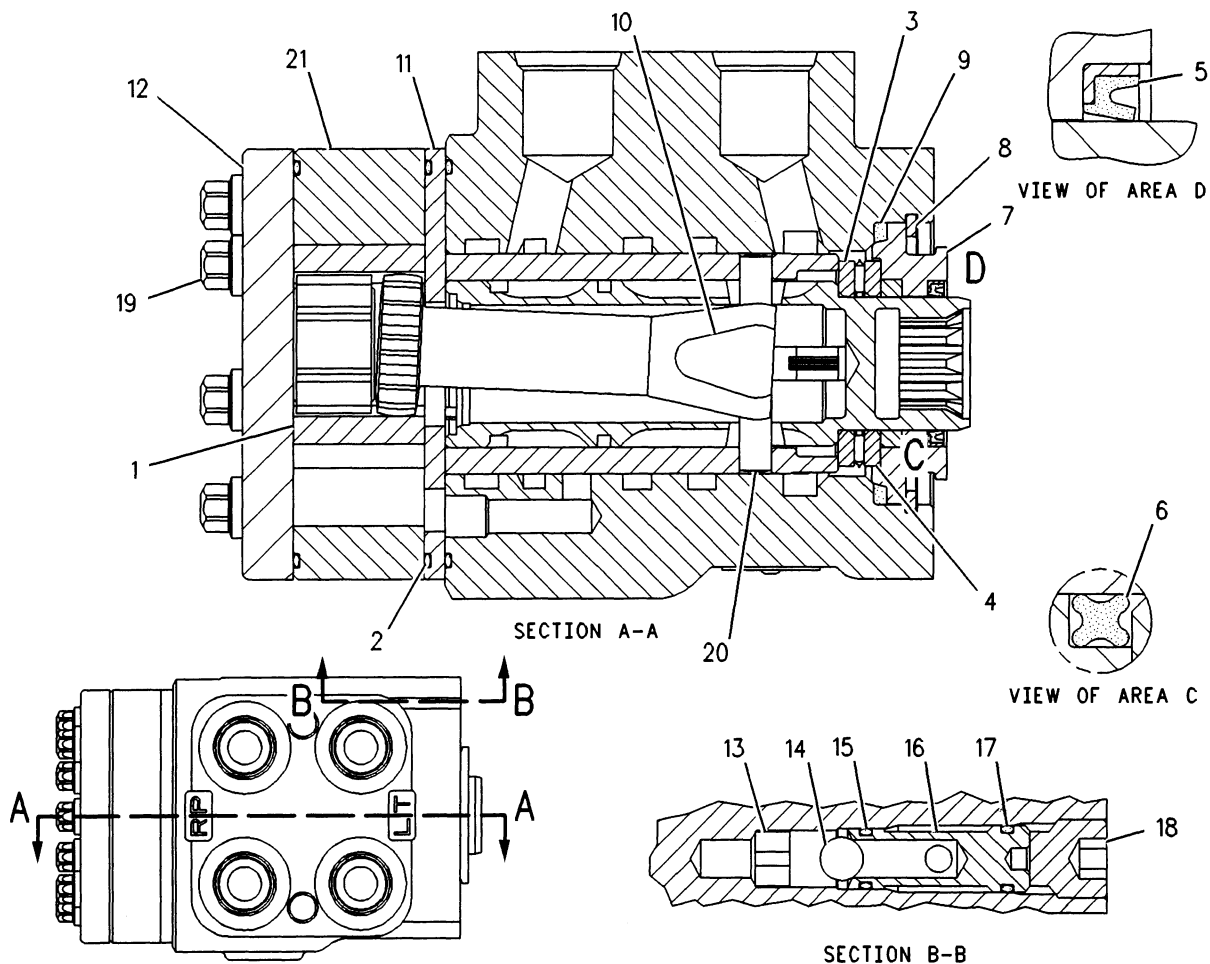
4312

6E6406 PUMP GP-METERING
Part Of 1213067 Lines-Steering
Field Replacement Order 1198767-Page 235

234.04

SEBP2402

STEERING SYSTEM



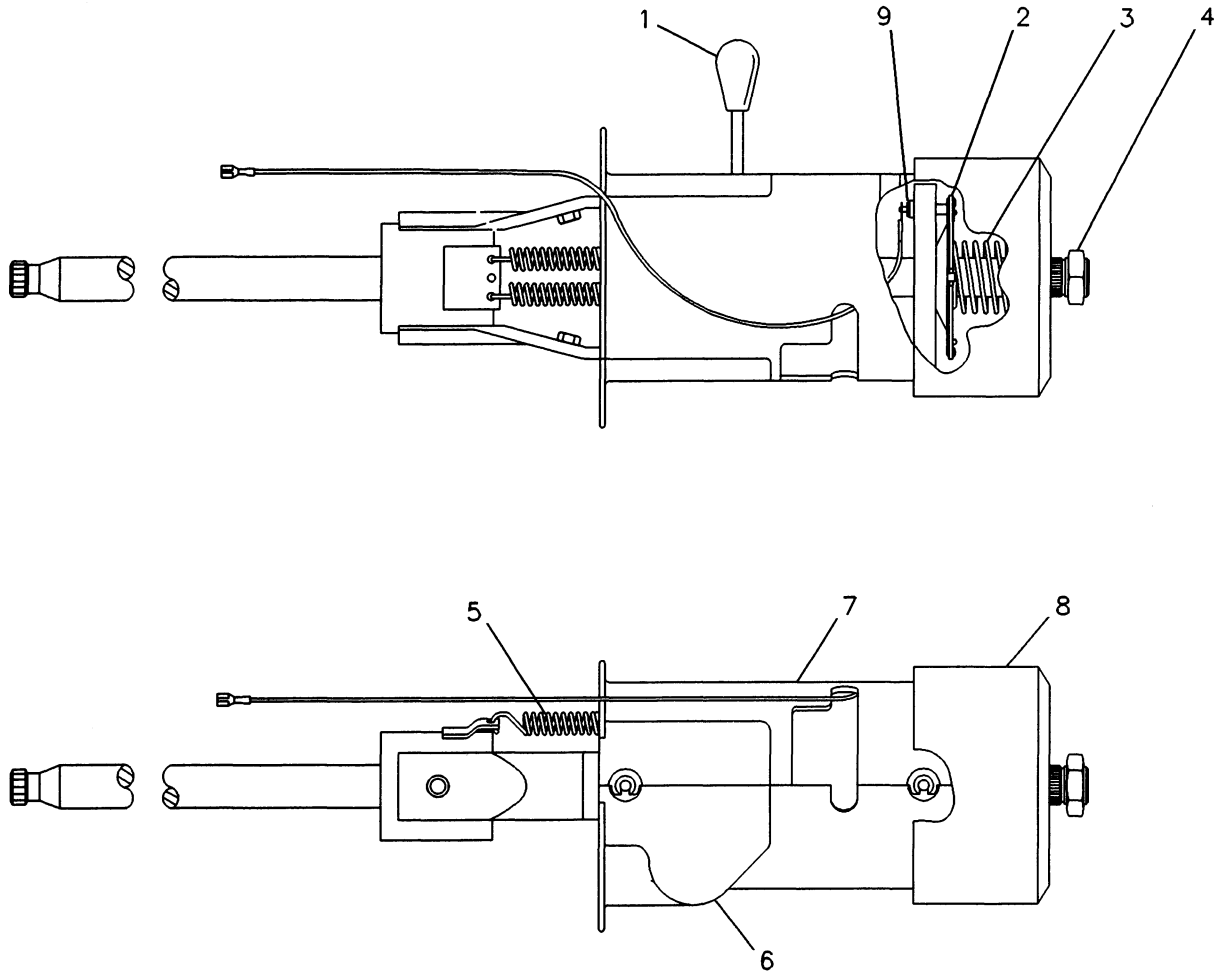
NOTE	REF NO	PART NUMBER	QTY	PART NAME	NOTE	REF NO	PART NUMBER	QTY	PART NAME
	1	3G4461	1	SPACER (0.24IN THK)					
	2	9J5686	3	SEAL-O-RING (72.75MM ID)					
	3	3G6891	2	RACE					
	4	5L1100	1	BEARING-THRUST					
	5	8F5340	1	SEAL-LIP (25.4MM ID)					
	6	7J6833	1	SEAL (1.034IN ID)					
	7	9J8076	1	BUSHING-TERMINAL					
	8	9J5442	1	RING-RETAINING (INTERNAL)(2.279IN OD)					
	9	7F8267	1	SEAL-O-RING (47.2MM ID)					
	10	7J6839	1	DRIVE-CONTROL END					
	11	1145190	1	SPACER (4.04MM THK)					
	12	1145180	1	CAP					
	13	6S7826	1	RETAINER-BALL					
	14	6S7827	1	BALL					
	15	5F9144	1	SEAL-O-RING (7.65MM ID)					
	16	3G6907	1	SEAT					
	17	1H1023	1	SEAL-O-RING (9.25MM ID)					
	18	3G6906	1	SCREW (9/16-18X0.559IN)					
	19	1198086	7	BOLT					
	20	7J8009	1	PIN (0.25 ODX1.62IN OAL)					
	21	9T1083	1	GEROTOR AS					
		1184341	1	KIT-SEAL					
		9T8560	1	KIT-SPRING					

F-690443 CP

5070

1198767 PUMP GP-METERING
Field Replacement For 6E6406-Page 234.04

STEERING SYSTEM



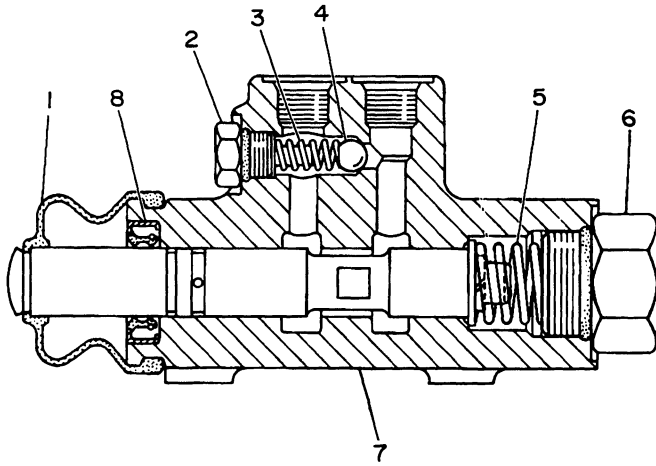
NOTE	REF NO	PART NUMBER	QTY	PART NAME	NOTE	REF NO	PART NUMBER	QTY	PART NAME
	1	397601	1	KNOB					
	2	4E3438	2	PLATE AS					
	3	4E3444	1	SPRING					
	4	4E3448	1	NUT					
	5	4E3427	2	SPRING-EXTENSION					
	6	4E3437	1	COVER-LOWER					
	7	4E3436	1	COVER-UPPER					
	8	715579	1	COVER AS					
	9	8Y7683	1	BRUSH AS					

F-548682 EP

4310

8Y7680 STEERING COLUMN GP
Part Of 1062359 Control Steering

STEERING SYSTEM



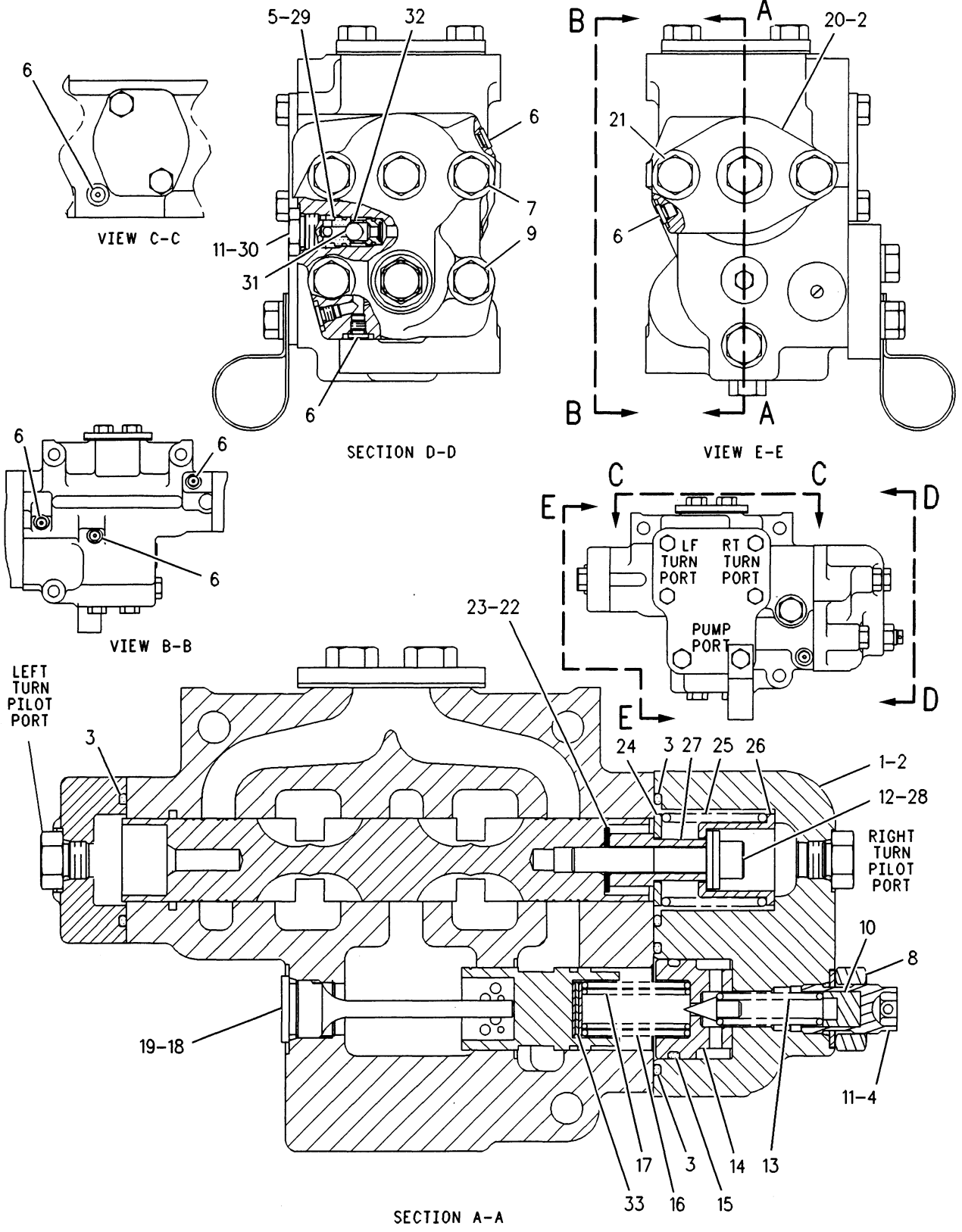
NOTE	REF NO	PART NUMBER	QTY	PART NAME
	1	1U3142	1	BOOT
	2	9S6155	1	PLUG AS-O-RING
		1J9671	1	SEAL-O-RING
	3	1A8096	1	SPRING-VALVE
	4	4B9782	1	BALL
	5	7B8194	1	SPRING
	6	9J0477	1	PLUG
		4K1388	1	SEAL-O-RING
	7	8J1552	1	VALVE GP
	8	3J4407	1	SEAL-LIP

R-535245 EP

4330

8J1553 VALVE GP-NEUTRALIZER
Part Of 1213067 Lines-Steering

STEERING SYSTEM



F-627803 CP

4307

9J9330 VALVE GP-STEERING
Part Of 1213067 Lines-Steering

STEERING SYSTEM

NOTE	REF NO	PART NUMBER	QTY	PART NAME	NOTE	REF NO	PART NUMBER	QTY	PART NAME
	1	8J8451	1	COVER					
	2	4J5309	6	SEAL-O-RING (9.19MM ID)					
	3	4J0523	3	SEAL-O-RING (44.04MM ID)					
	4	9T7202	1	RETAINER AS					
	5	3J1907	1	SEAL-O-RING (11.89MM ID)					
	6	9S8001	8	PLUG-O-RING (5/16-24 THD)					
		4J7533	8	SEAL-O-RING (6.07MM ID)					
	7	7X0326	2	BOLT (1/2-13X3IN)					
	8	9X6395	1	NUT-ORFS (3/4-16 THD)					
	9	7X0325	2	BOLT (1/2-13X2.50IN)					
	10	1181312	1	SPACER					
	11	3K0360	2	SEAL-O-RING (16.36MM ID)					
	12	2L3793	1	BOLT (3/8-16X2.25IN)					
	13	2J6089	1	SPRING					
	14	9J7795	1	VALVE GP					
	15	4J0519	1	SEAL (31.34MM ID)					
	16	2J6088	1	SPRING					
	17	4J7490	1	SPRING					
	18	8J8466	1	STOP					
	19	2M9780	1	SEAL-O-RING (19.18MM ID)					
	20	8J8450	1	COVER					
	21	8T8919	2	BOLT (1/2-13X1.75IN)					
	22	5J4776	1	SHIM (.127MM THK)					
	23	4J8224	3	SHIM (.254MM THK)					
	24	4T2607	1	SPACER					
	25	9J5714	1	SPRING					
	26	8J8473	1	RETAINER					
	27	8J8472	1	RETAINER					
	28	1T0689	2	WASHER					
	29	4T0318	1	SEAT					
	30	9S4185	1	PLUG-O-RING (3/4-16 THD)					
	31	4B9782	1	BALL					
	32	4T0317	1	SEAT					
		1J9671	1	SEAL-O-RING (10.52MM ID)					
B	33	4J6806	3	SHIM (1.2MM THK)					

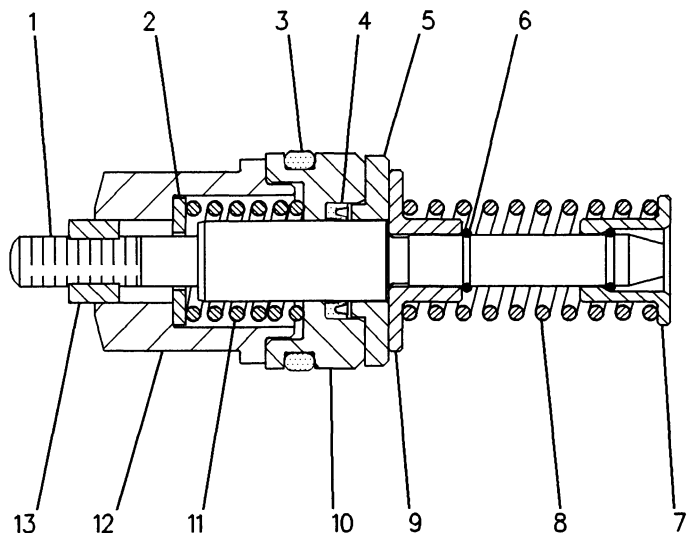
B-USE AS REQUIRED

627804 CP

4307

9J9330 VALVE GP-STEERING
Part Of 1213067 Lines-Steering

HYDRAULIC SYSTEM



NOTE	REF NO	PART NUMBER	QTY	PART NAME
	1	1094858	1	PLUNGER
	2	8H5505	1	WASHER-PLATED
	3	5P8356	1	SEAL-O-RING
	4	6E3414	1	SEAL-U-CUP WIPER
	5	6E0763	1	RETAINER
	6	6E0766	2	RING-RETAINING
	7	1073846	1	SEAT-SPRING
	8	1094871	1	SPRING
	9	6E0764	1	SEAT-SPRING
	10	6E0761	1	RETAINER
	11	1094859	1	SPRING
	12	6E0759	1	CAP
	13	6E0758	1	NUT

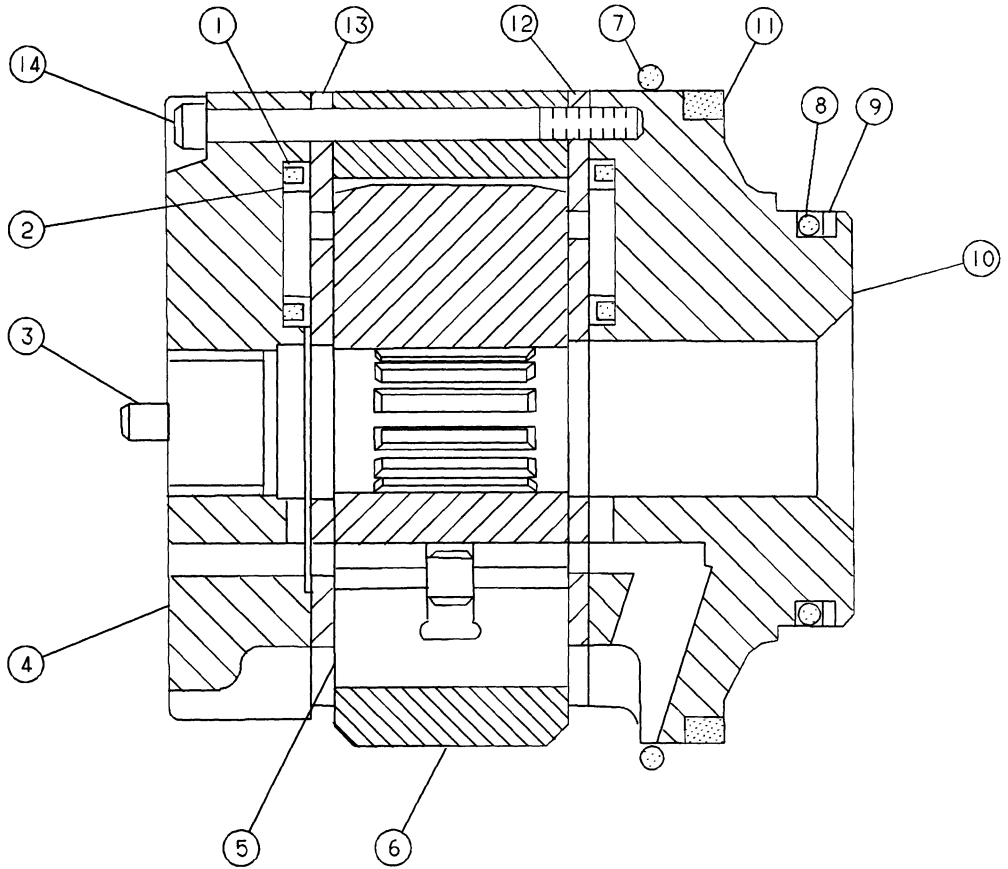
1G5928 THE FOLLOWING KIT IS AVAILABLE:
1 KIT-PLUNGER SEAL

F-589442 EP

5059

1094854 CAPSULE AS-PLUNGER
Part Of 1221748 Valve Pilot

HYDRAULIC SYSTEM



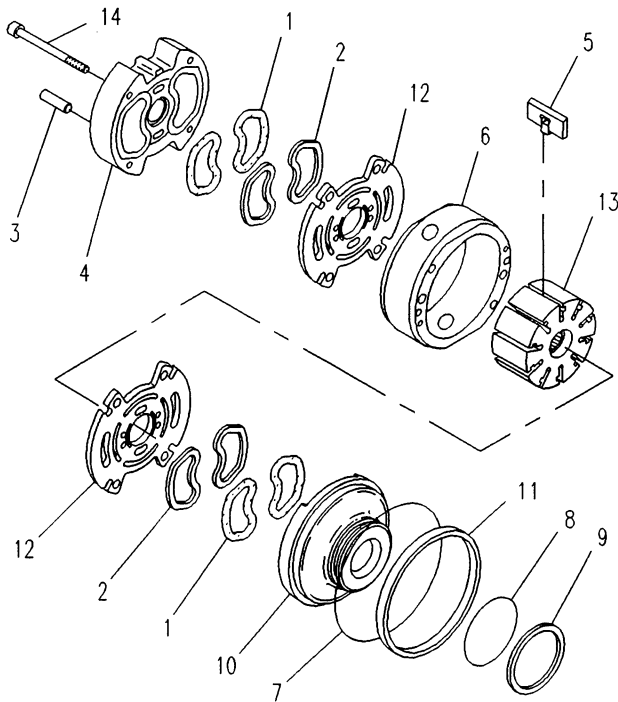
NOTE	REF NO	PART NUMBER	QTY	PART NAME	NOTE	REF NO	PART NUMBER	QTY	PART NAME
	1	8C3079	4	SEAL-O-RING					
	2	3G1264	4	RETAINER-SEAL					
	3	9T5042	2	DOWEL					
	4	9T5050	1	PLATE-INLET					
	5	9T5057	1	KIT-VANE					
	6	9T5074	1	RING					
	7	5D5958	1	SEAL-O-RING					
	8	619457	1	SEAL-O-RING					
	9	9T5087	1	RING					
	10	9T5092	1	PLATE-OUTLET					
	11	3G1820	1	RING-SEAL					
	12	9T5100	2	PLATE-FLEX					
	13	9T5107	1	ROTOR					
	14	9T5112	2	SCREW					

A-355070 EP

5055

4T6869 CARTRIDGE GP-FRONT
Part Of 1236765 Pump-Vane

HYDRAULIC SYSTEM



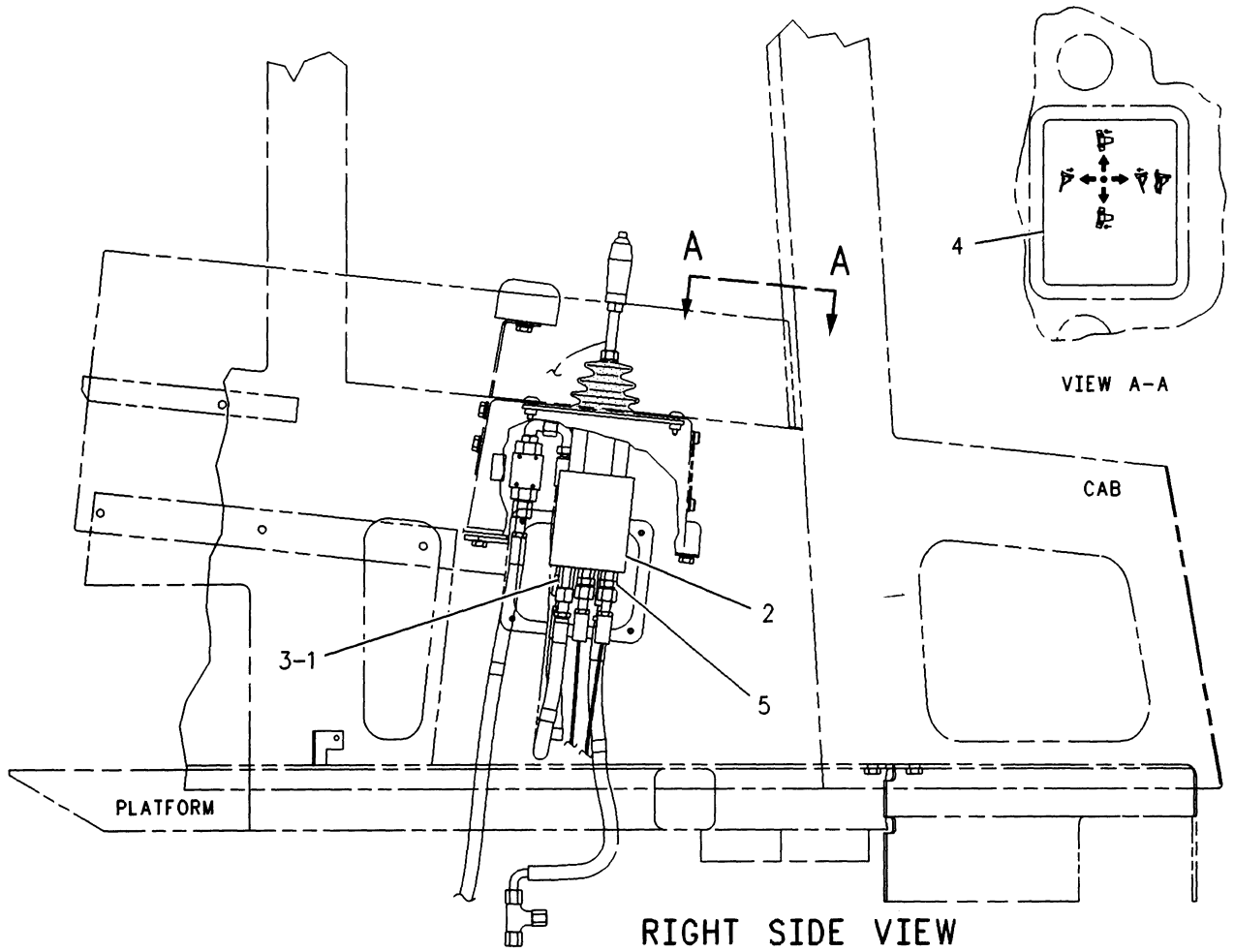
NOTE	REF NO	PART NUMBER	QTY	PART NAME
	1	8C3078	4	SEAL-O-RING (45.69MM ID)
	2	3G2192	4	RETAINER-SEAL
	3	9T5041	2	DOWEL
	4	9T5048	1	PLATE-INLET
	5	647311	1	KIT-VANE
	6	9T5067	1	RING
	7	6V1197	1	SEAL-O-RING (98.02MM ID)
	8	8J4351	1	SEAL-O-RING (44.04MM ID)
	9	9T5086	1	RING
	10	9T5091	1	PLATE-OUTLET
	11	3G2193	1	RING-SEAL
	12	9T5098	2	PLATE-FLEX
	13	647310	1	ROTOR-PUMP
	14	9T5110	2	SCREW (#10-32 UNF X 2.25IN)

F-623229 CP

5055

1243503 CARTRIDGE GP
Part Of 1236765 Pump-Vane

HYDRAULIC SYSTEM



NOTE	REF NO	PART NUMBER	QTY	PART NAME	NOTE	REF NO	PART NUMBER	QTY	PART NAME
Y	1	8T0075	2	CONNECTOR					
	2	6E2094	1	VALVE GP-PILOT					
	3	3J1907	2	SEAL-O-RING (11.89MM ID)					
	4	1260658	1	FILM-INSTRUCTION					
	5	1139234	4	CONNECTOR					

Y-SEPARATE ILLUSTRATION

F-681342 CP

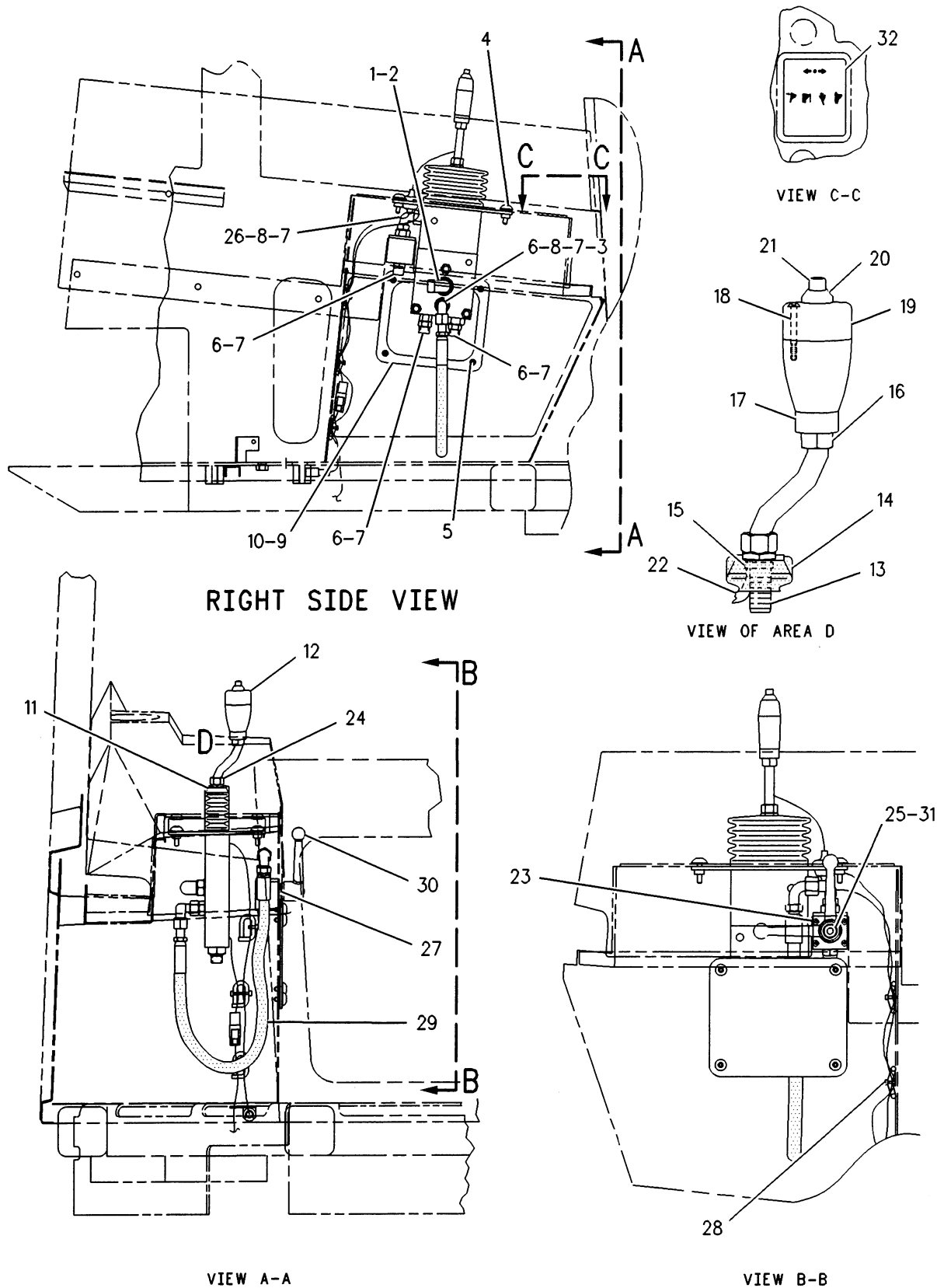
5063

1235961 CONTROL GP-PILOT OPERATED HYD

6E2094-Page 269

Part Of 1227123 Hydraulic Ar
An Attachment

HYDRAULIC SYSTEM



F-625686 CP

5063

1245751 CONTROL GP-PILOT OPERATED HYD

S/N 1GN1-294

Part Of 1213065 Operator Ar, 1231145 Operator Ar-Open ROPS

HYDRAULIC SYSTEM

NOTE	REF NO	PART NUMBER	QTY	PART NAME	NOTE	REF NO	PART NUMBER	QTY	PART NAME
		1 6V8625	1	ELBOW-90 DEGREE (90 DEG-3/4-16 THD)					
		2 3K0360	1	SEAL-O-RING (16.36MM ID)					
		3 6V9850	1	ELBOW-SWIVEL (90 DEGREE-11/16-16 THD)					
M		4 9X2040	4	SCREW-TRUSS HEAD (M10X1.5X25MM)					
M		5 9X2042	4	SCREW-TRUSS HEAD (M6X1.0X12MM)					
		6 6V8636	4	CONNECTOR					
		7 3J1907	5	SEAL-O-RING (11.89MM ID)					
		8 6V8397	3	SEAL-O-RING (9.27MM ID)					
		9 1021810	1	SHEET					
		10 1021811	1	GASKET					
Y		11 1221748	1	VALVE GP-PILOT					
		12 4E7822	1	LEVER AS					
		13 1064540	1	ROD					
		14 8T6885	1	TUBE-SHRINKABLE					
		15 8L8413	1	STRAP-CABLE (1.12IN DIA)					
M		16 8T4244	1	NUT (M12X1.75 THD)					
		17 8R7729	1	HANDLE					
M		18 6V9505	2	SCREW-MACHINE (M6X1X20MM)					
		19 8R7730	1	COVER-HANDLE					
		20 4E3949	1	BOOT					
		21 9X4959	1	SWITCH AS-PUSH BUTTON (DOWNSHIFT)					
		22 4E7462	1	HARNES AS					
M		23 7Y3173	4	SCREW-BUTTON HEAD (M4X0.7X12MM)					
M		24 8T4244	1	NUT (M12X1.75 THD)					
M		25 6V9492	1	SCREW-MACHINE (M4X0.7 THD)					
		26 6V8724	1	ELBOW-90 DEGREE (90 DEGREE-9/16-18 TH)					
		27 1021953	1	VALVE-BALL (CONTROL LEVER LOCK)					
		6E4546	1	KIT-SEAL					
		28 3S2093	5	STRAP-CABLE (1.75IN DIA)					
I		29 9C1250	1	HOSE AS					
		30 1130905	1	LEVER					
		31 7Y3282	1	WASHER (1.6MM THK)					
		32 1260659	1	FILM-INSTRUCTION					

I-SEE HOSE FABRICATION GUIDE
M-METRIC PART
Y-SEPARATE ILLUSTRATION

625687 CP

5063

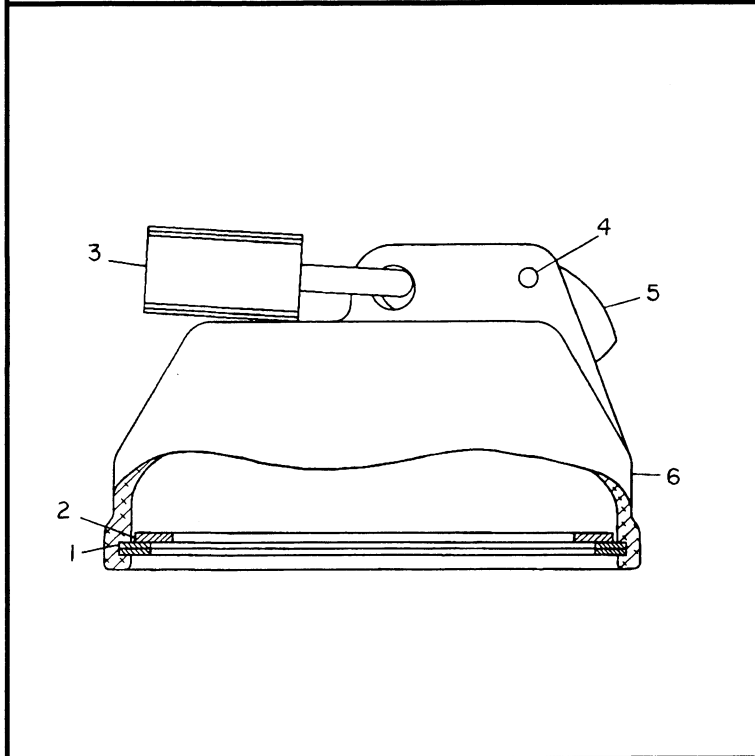
1245751 CONTROL GP-PILOT OPERATED HYD

S/N 1GN1-294

1221748-Page 270

Part Of 1213065 Operator Ar, 1231145 Operator Ar-Open ROPS

HYDRAULIC SYSTEM



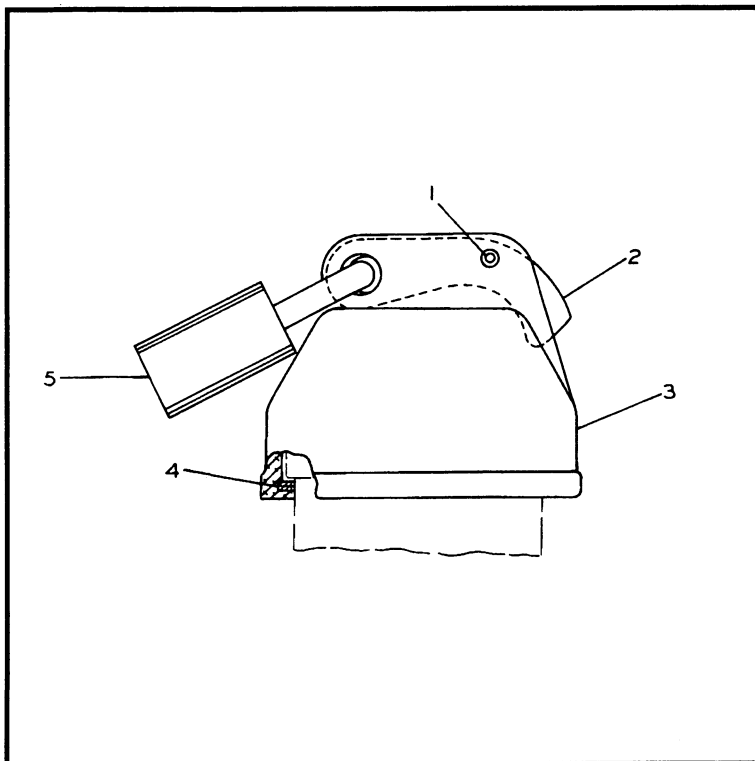
NOTE	REF NO	PART NUMBER	QTY	PART NAME
	1	1M8649	1	RING-RETAINING
	2	5D1901	1	WASHER
	3	5P8502	1	PADLOCK GP
A		5P8500	1	KEY
A		8Y6364	1	SLEEVE
	4	1L5072	1	DOWEL
	5	9M7394	1	LEVER
	6	1164681	1	COVER-HYDRAULIC CAP

A-NOT PART OF THIS GROUP

B-614468 CP

5056

6G8390 COVER GP-HYDRAULIC TANK CAP
Part Of 713450 Lock-Vandalism
An Attachment



NOTE	REF NO	PART NUMBER	QTY	PART NAME
	1	1L5072	1	DOWEL
	2	9M7394	1	LEVER
	3	5D1911	1	COVER-HYDRAULIC CAP
	4	2J7761	1	RING-RETAINING
	5	5P8502	1	PADLOCK GP
A		5P8500	2	KEY
A		6V5874	1	COVER

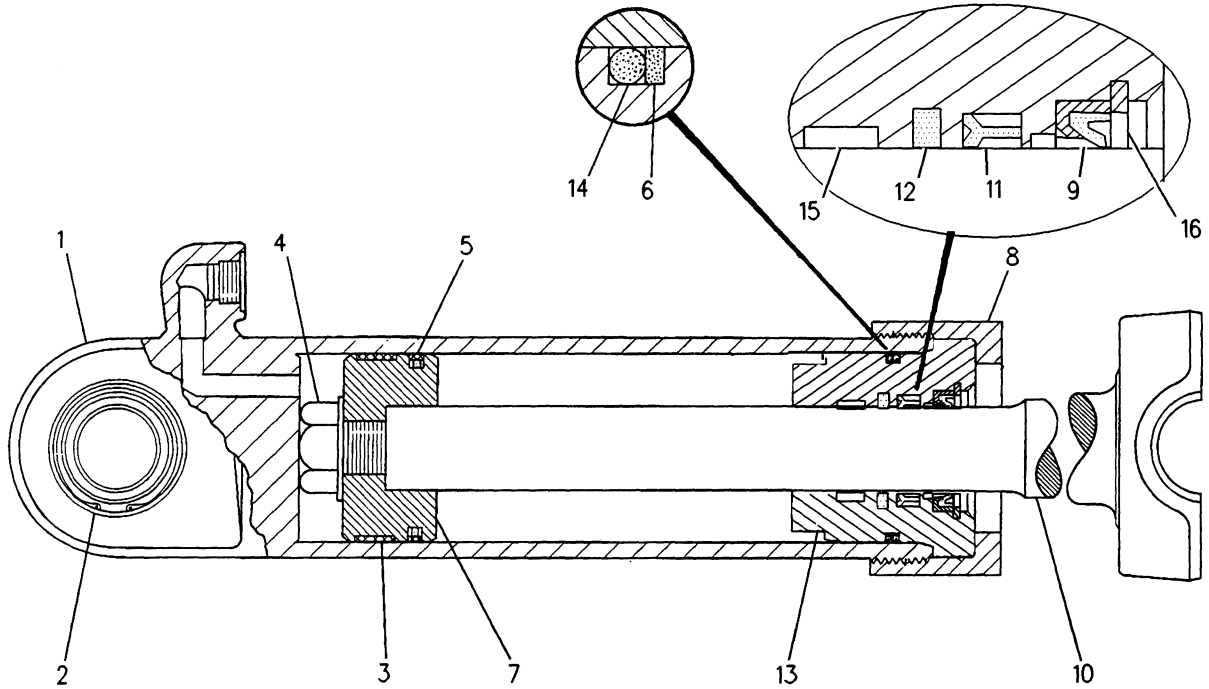
A-NOT PART OF THIS GROUP

B-519475 EP

5056

9G9288 COVER GP-HYDRAULIC TANK CAP
Part Of 1373886 Lock-Vandalism
An Attachment

HYDRAULIC SYSTEM



NOTE	REF NO	PART NUMBER	QTY	PART NAME	NOTE	REF NO	PART NUMBER	QTY	PART NAME
	1	3G0882	1	CYLINDER AS					
	2	2J5132	1	BEARING					
		2H5549	2	RING-RETAINING					
	3	6J2797	1	RING-WEAR					
	4	7J5639	1	BOLT-LOCKING (1-14X2.5IN)					
		8J7415	1	WASHER-HARD					
	5	5J5402	1	SEAL AS					
	6	2K6830	1	RING-BACKUP					
	7	7J6469	1	PISTON					
	8	7J6461	1	CROWN					
	9	8C9133	1	SEAL					
	10	3G0883	1	ROD AS					
	11	5J8200	1	SEAL-U-CUP					
	12	8C9124	1	SEAL AS					
C	13	9T9258	1	HEAD					
	14	1H8128	1	SEAL-O-RING (94.84MM ID)					
C	15	4T5613	1	RING-WEAR					
	16	8J0484	1	RING-RETAINING					

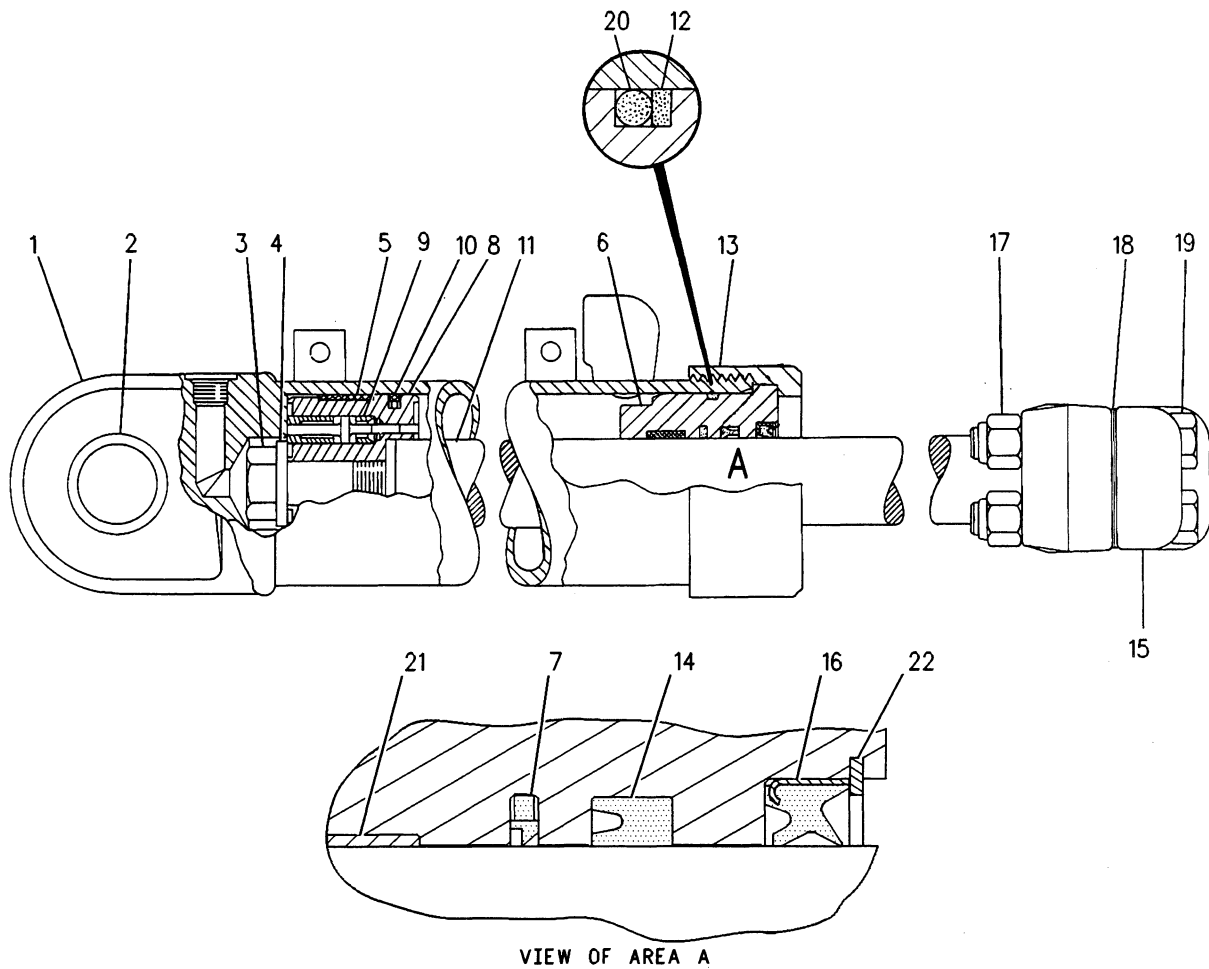
C-CHANGE FROM PREVIOUS TYPE

R- 602250 P

5102

3G0881 CYLINDER GP-LIFT (CHGS 07-09)
 102 MM (4 In) Bore X 627 MM (25 In) Stroke
 Bulldozer S/N 39S586-Up
 Part Of 3G2167 Bulldozer Ar-Straight
 An Attachment

HYDRAULIC SYSTEM



NOTE	REF NO	PART NUMBER	QTY	PART NAME	NOTE	REF NO	PART NUMBER	QTY	PART NAME	
C	1	1U1989	1	CYLINDER AS						
	2	1U2066	1	BEARING-SLEEVE						
	3	5P6734	1	BOLT-LOCKING						
	4	3G8634	1	WASHER						
	5	1M1571	1	RING-WEAR						
	6	9T9258	1	HEAD						
	7	8C9124	1	SEAL AS						
	8	1U1993	1	PISTON AS						
	9	9J2010	2	INSERT-PISTON						
	10	8J9282	1	SPACER						
	11	5J5402	1	SEAL AS						
B	12	1U1997	1	ROD AS						
	13	2K6830	1	RING-BACKUP						
	14	7J6461	1	CROWN						
	15	5J8200	1	SEAL-U-CUP						
	16	4J0121	1	CAP-BEARING						
	17	8C9133	1	SEAL						
	18	4J7399	4	LOCKNUT						
	19	8E9212	16	SHIM (.8MM THK)						
	20	3B6753	4	BOLT (3/4-10X4.75IN)						
	C	21	1H8128	1	SEAL-O-RING (94.84MM ID)					
		22	4T5613	1	RING-WEAR					

B-USE AS REQUIRED
C-CHANGE FROM PREVIOUS TYPE

R-595678 CP

5104

1U1988 CYLINDER GP-TILT (CHGS 06-09)
101.6 MM (4 In) Bore X 167 MM (6.58 In) Stroke
Part Of 3G9269 Cylinder Ar-Tilt
An Attachment

HYDRAULIC SYSTEM

	PAGE
1 1U1988 CYLINDER GP-TILT.....	248
1 3G1394 LINES GP-TILT CYLINDER.....	258

631324 P

5104

3G9269 CYLINDER AR-TILT
Part Of 1227122 Hydraulic Ar-Tilt
An Attachment

	PAGE
1 1235961 CONTROL GP-PILOT OPERATED HYD.....	243
1 1232922 LINES GP-PILOT.....	256
1 1235964 LINES GP-TILT CYLINDER.....	259

625488 P

5057

1227123 HYDRAULIC AR
Part Of 1227122 Hydraulic Ar-Tilt
An Attachment

HYDRAULIC SYSTEM

	PAGE
1 3G9269 CYLINDER AR-TILT.....	249
1 1227123 HYDRAULIC AR.....	249

625487 P

1227122 HYDRAULIC AR-TILT An Attachment

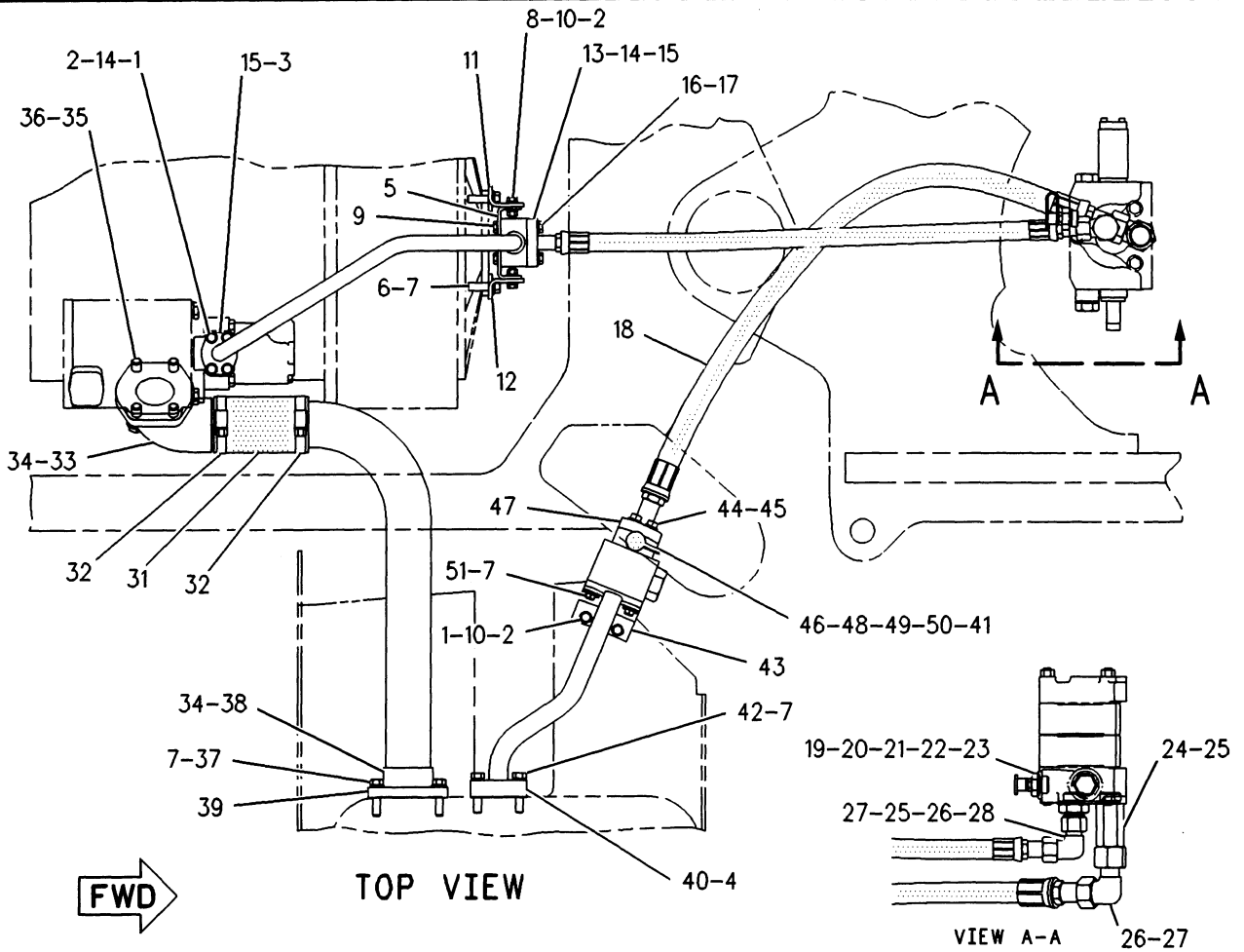
	PAGE
1 1213180 LINES GP-HYDRAULIC.....	251
1 1224770 LINES GP-LIFT CYLINDER.....	253
1 1213188 LINES GP-PILOT.....	254
1 1213182 PUMP & MTG GP-HYDRAULIC.....	260
1 9T8409 TANK & FILTER GP-HYDRAULIC.....	262
1 1213184 VALVE & MTG GP-HYDRAULIC.....	264

625492 P

5057

1190401 HYDRAULIC AR

HYDRAULIC SYSTEM



NOTE	REF NO	PART NUMBER	QTY	PART NAME	NOTE	REF NO	PART NUMBER	QTY	PART NAME
	1	9B7237	6	BOLT (3/8-16X1.25IN)	E	27	5K9090	4	SEAL-O-RING (23.5MM ID)
	2	8T4896	12	WASHER-HARD (2.5MM THK)		28	6V8635	1	CONNECTOR-SEAL
	3	1235949	1	TUBE AS		29	9S6130	1	PLUG-O-RING
	4	1P3705	1	SEAL (44.7MM ID)		30	2S4078	1	SEAL-O-RING (37.46MM ID)
	5	1235956	1	BRACKET		31	7X7893	1	HOSE (16CM)
	6	8T8919	2	BOLT (1/2-13X1.75IN)		32	8T4985	2	CLAMP-HOSE
	7	8T4223	12	WASHER-HARD (3MM THK)		33	1235953	1	TUBE AS
M	8	4L6454	2	BOLT (3/8-16X1IN)		34	2H6338	2	SEAL-O-RING (85.32MM ID)
	9	8T4191	4	BOLT (M10X1.50X16MM)		35	8T9393	4	BOLT (5/8-11X1.50IN)
	10	6V8801	4	NUT (3/8-16 THD)		36	8T4122	4	WASHER (3.5MM THK)
	11	1242931	1	BRACKET		37	7X0325	4	BOLT (1/2-13X2.50IN)
I	12	1242930	1	BRACKET		38	1235955	1	TUBE AS
	13	1235951	1	HOSE AS		39	1P4585	2	FLANGE-HALF
	14	8C3206	4	FLANGE-HALF		40	1235950	1	TUBE AS
M	15	4J0520	2	SEAL-O-RING (32.92MM ID)		41	4J0522	2	SEAL-O-RING (37.69MM ID)
	16	8T4196	4	BOLT (M10X1.50X35MM)		42	5P2424	4	BOLT (1/2-13X2.25IN)
I	17	8T4121	4	WASHER (2.5MM THK)		43	1240176	1	BRACKET
	18	1235952	1	HOSE AS		44	7X0312	4	BOLT (7/16-14X2.50IN)
	19	2P8421	1	ADAPTER-O-RING		45	8T5360	4	WASHER (2.5MM THK)
	20	3D2824	1	SEAL-O-RING (23.47MM ID)		46	5R5066	1	ADAPTER
	21	3J1907	1	SEAL-O-RING (11.89MM ID)		47	1P4578	2	FLANGE
	22	6V3965	1	NIPPLE AS		48	8C3446	1	VALVE-FLUID SAMPLING
	23	6V0852	1	CAP-DUST		49	3J7354	1	SEAL-O-RING (8.92MM ID)
	24	8T8898	1	CONNECTOR-O-RING		50	8C3451	1	CAP-DUST
	25	7M8485	2	SEAL-O-RING (29.74MM ID)		51	8T9383	2	BOLT (1/2-13X0.75IN)
	26	6V9854	2	ELBOW-SWIVEL					

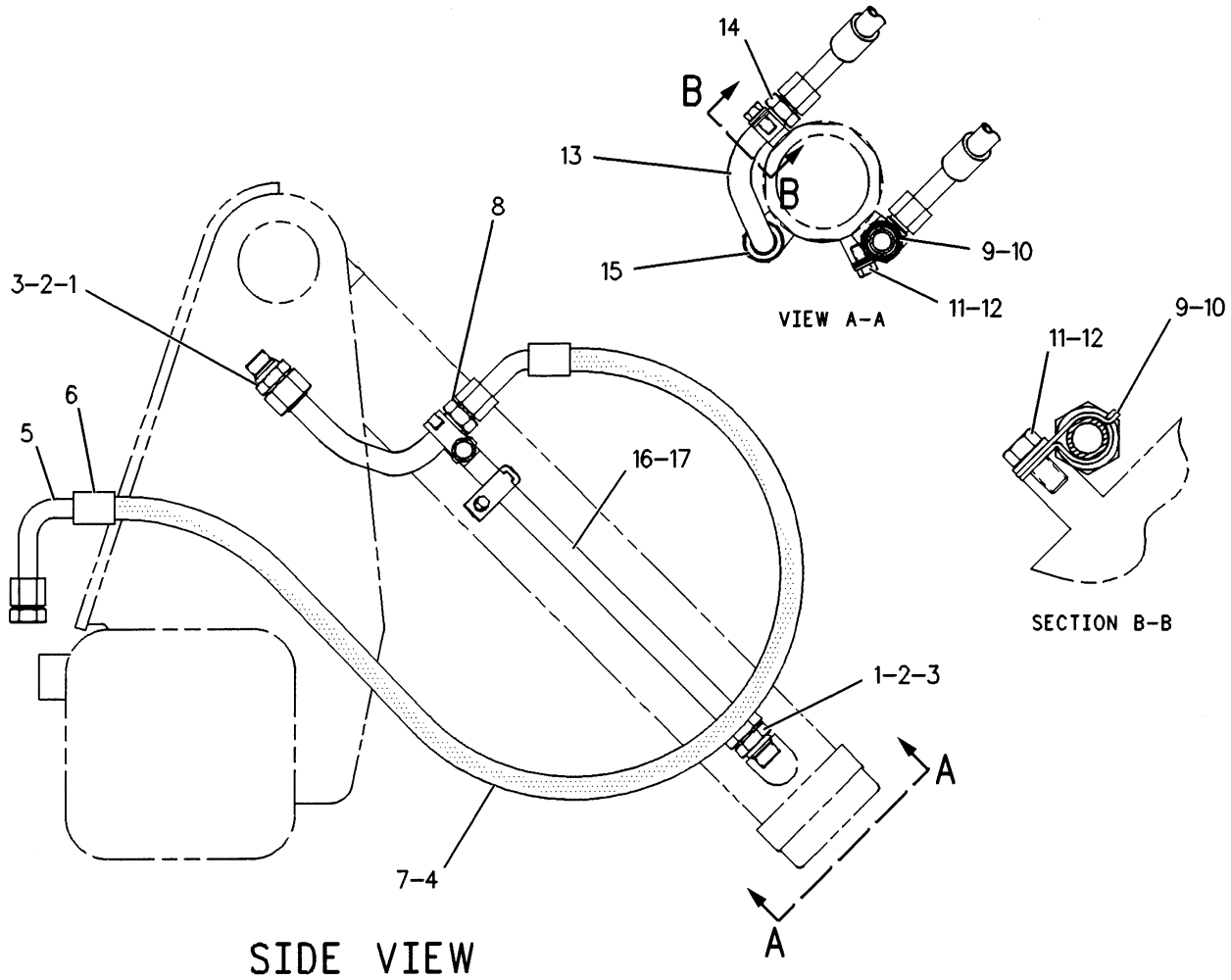
E-ORDER BY THE CENTIMETER
 I-SEE HOSE FABRICATION GUIDE
 M-METRIC PART

F-654656 CP

5057

1213180 LINES GP-HYDRAULIC
 Part Of 1190401 Hydraulic Ar

HYDRAULIC SYSTEM



NOTE	REF NO	PART NUMBER	QTY	PART NAME	NOTE	REF NO	PART NUMBER	QTY	PART NAME
C	1	6V8714	2	CONNECTOR-SEAL					
	2	5K9090	2	SEAL-O-RING					
	3	3D2824	2	SEAL-O-RING					
I	4	4T2173	2	HOSE AS					
	5	6V4680	1	COUPLING AS					
	6	3S7166	2	SLEEVE					
E	7	9S0247		HOSE					
	8	6V4670	1	COUPLING AS					
	9	7S3916	2	CLIP					
	10	7S3919	2	CLIP					
	11	8T4223	2	WASHER-HARD					
	12	5P2228	2	BOLT					
C	13	9U9388	1	TUBE AS					
	14	7K3596	1	CONNECTOR					
	15	6V8557	1	NUT-FACE SEAL					
	16	9U9387	1	TUBE AS					
C	17	6V8557	1	NUT-FACE SEAL					

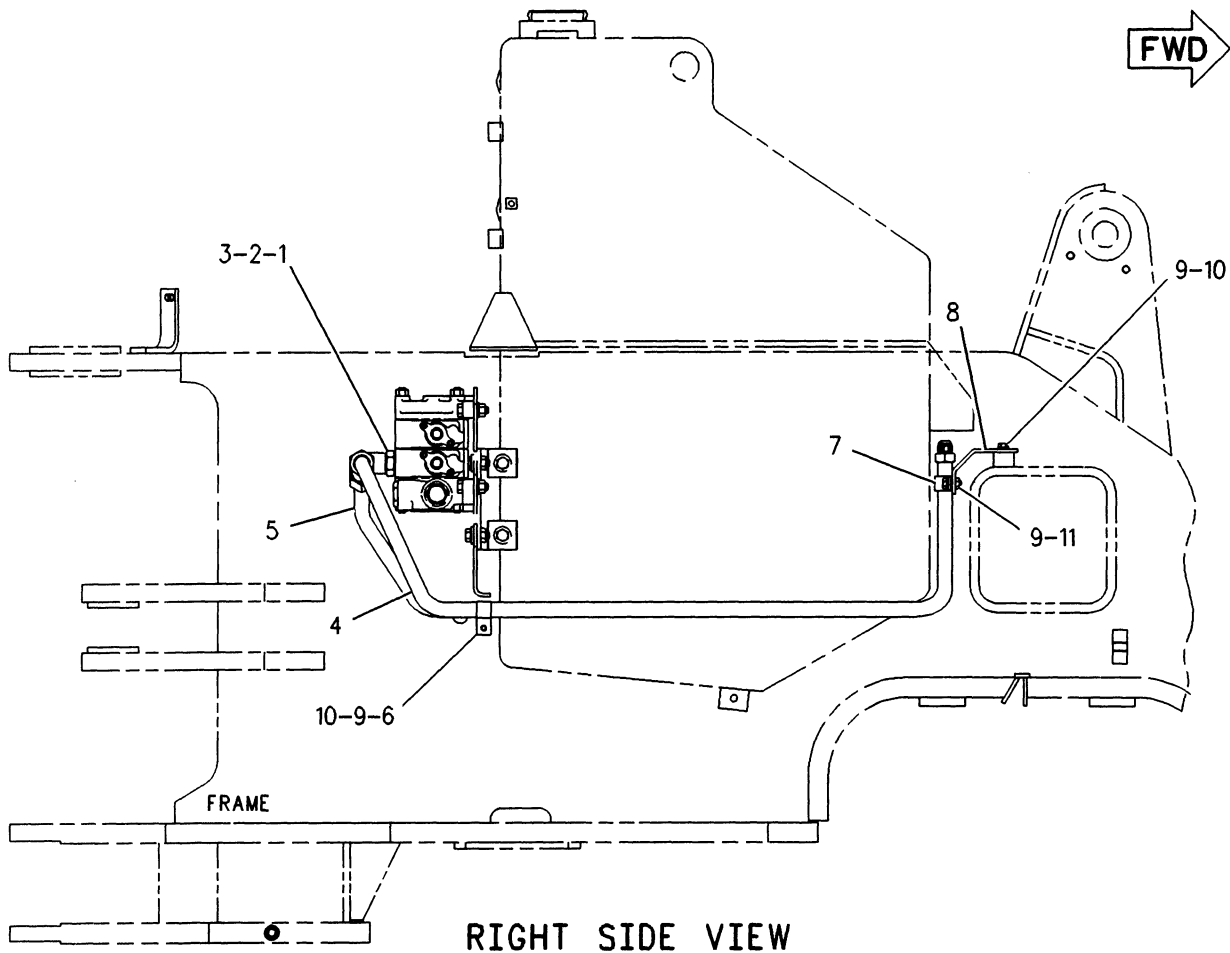
C-CHANGE FROM PREVIOUS TYPE
 E-ORDER BY THE CENTIMETER
 I-SEE HOSE FABRICATION GUIDE

F-562224 EP

5057

3G1393 LINES GP-LIFT CYLINDER
 Bulldozer S/N 39S586-Up
 Part Of 3G2167 Bulldozer An-Straight
 An Attachment

HYDRAULIC SYSTEM



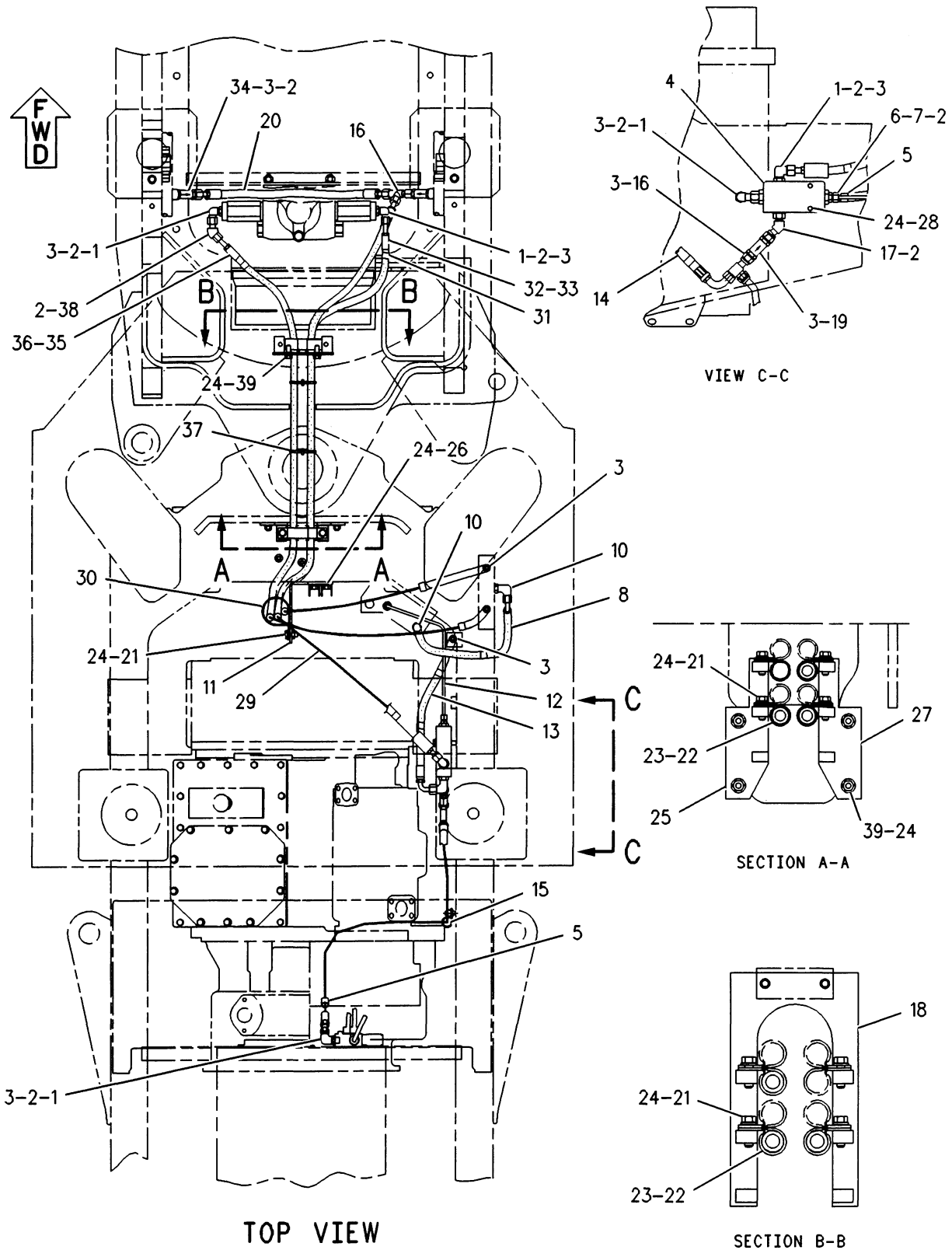
NOTE	REF NO	PART NUMBER	QTY	PART NAME	NOTE	REF NO	PART NUMBER	QTY	PART NAME
	1	8T6684	2	ELBOW-90 DEGREE					
	2	3D2824	2	SEAL-O-RING (23.47MM ID)					
	3	5K9090	2	SEAL-O-RING (23.5MM ID)					
	4	1235937	1	TUBE AS (RH)					
	5	1235938	1	TUBE AS (LH)					
	6	3A3692	2	CLIP					
	7	8J3146	2	CLAMP					
	8	1242929	2	BRACKET AS (EACH INCLUDES)					
		9F2978	2	NUT-WELD					
	9	4L6454	10	BOLT (3/8-16X1IN)					
	10	8T4896	6	WASHER-HARD (2.5MM THK)					
	11	5P1075	4	WASHER-HARD (3MM THK)					

F-667648 CP

5057

1224770 LINES GP-LIFT CYLINDER
Part Of 1190401 Hydraulic Ar

HYDRAULIC SYSTEM



F-657288 CP

5057

1213188 LINES GP-PILOT
Part Of 1190401 Hydraulic Ar

HYDRAULIC SYSTEM

NOTE	REF NO	PART NUMBER	QTY	PART NAME	NOTE	REF NO	PART NUMBER	QTY	PART NAME
	1	6V8724	5	ELBOW-90 DEGREE (90 DEGREE 9/16-18 THD)					
	2	3J1907	10	SEAL-O-RING (11.89MM ID)					
	3	6V8397	15	SEAL-O-RING (9.27MM ID)					
Y	4	1U2226	1	VALVE GP-SELECTOR & PRESS CONT					
	5	1V1122	4	TAG-IDENTIFICATION					
	6	6V8641	1	CONNECTOR-SEAL					
	7	4J5477	1	SEAL-O-RING (8.61MM ID)					
I	8	7I3231	1	HOSE AS					
	9	1V1123	1	TAG-IDENTIFICATION					
	10	6V8398	2	SEAL-O-RING (12.47MM ID)					
	11	7I3309	1	BRACKET AS					
		1F0750	1	NUT-WELD (3/8-16 THD)					
		3T0050	3	CLIP					
		9G9154	1	CLIP (10.5MM ID)					
	12	9C2439	1	TUBE AS					
I	13	7I3230	1	HOSE AS					
I	14	1O82937	1	HOSE AS					
	15	8M2773	1	CLIP (17.46MM ID)					
	16	6V9836	2	TEE					
	17	8T2335	1	ELBOW-45 DEGREE					
	18	1235957	1	BRACKET AS					
	19	9T4543	1	VALVE GP-CHECK					
I	20	9C9598	1	HOSE AS					
	21	8T2502	7	BOLT (3/8-16X1.125IN)					
	22	4S1962	6	CLIP (25.4MM ID)					
	23	7V6571	6	GROMMET					
	24	8T4896	17	WASHER-HARD (2.5MM THK)					
	25	1244411	1	BRACKET AS					
	26	6V8801	2	NUT (3/8-16 THD)					
	27	1244410	1	BRACKET AS					
	28	8T2501	2	BOLT (3/8-16X2IN)					
I	29	926022	1	HOSE AS					
	30	3P9847	1	CLIP (64MM ID)					
	31	7K3972	2	TAG-IDENTIFICATION					
I	32	2T2266	1	HOSE AS					
	33	5V8194	2	TAG-IDENTIFICATION					
	34	9T3096	2	VALVE GP-CHECK					
	35	7K3971	2	TAG-IDENTIFICATION					
I	36	4I5811	1	HOSE AS					
	37	7K1181	2	STRAP-CABLE (4.00IN DIA)					
	38	8C8988	1	ELBOW-45 DEGREE SWIVEL					
	39	4L6454	6	BOLT (3/8-16X1IN)					

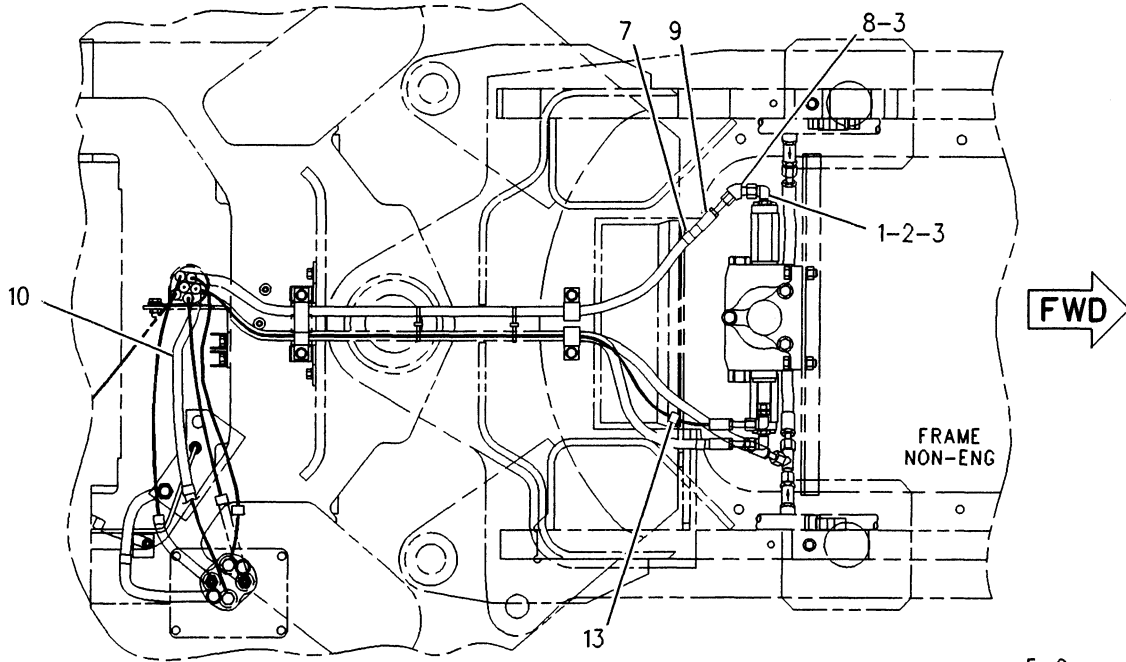
I-SEE HOSE FABRICATION GUIDE
Y-SEPARATE ILLUSTRATION

657289 CP

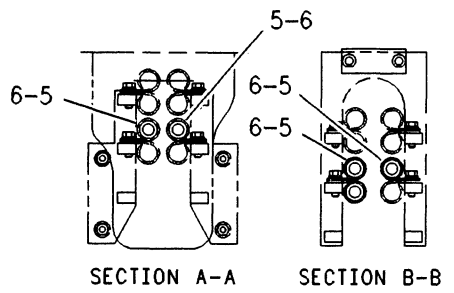
5057

1213188 LINES GP-PILOT
1U2226-Page 271
Part Of 1190401 Hydraulic Ar

HYDRAULIC SYSTEM

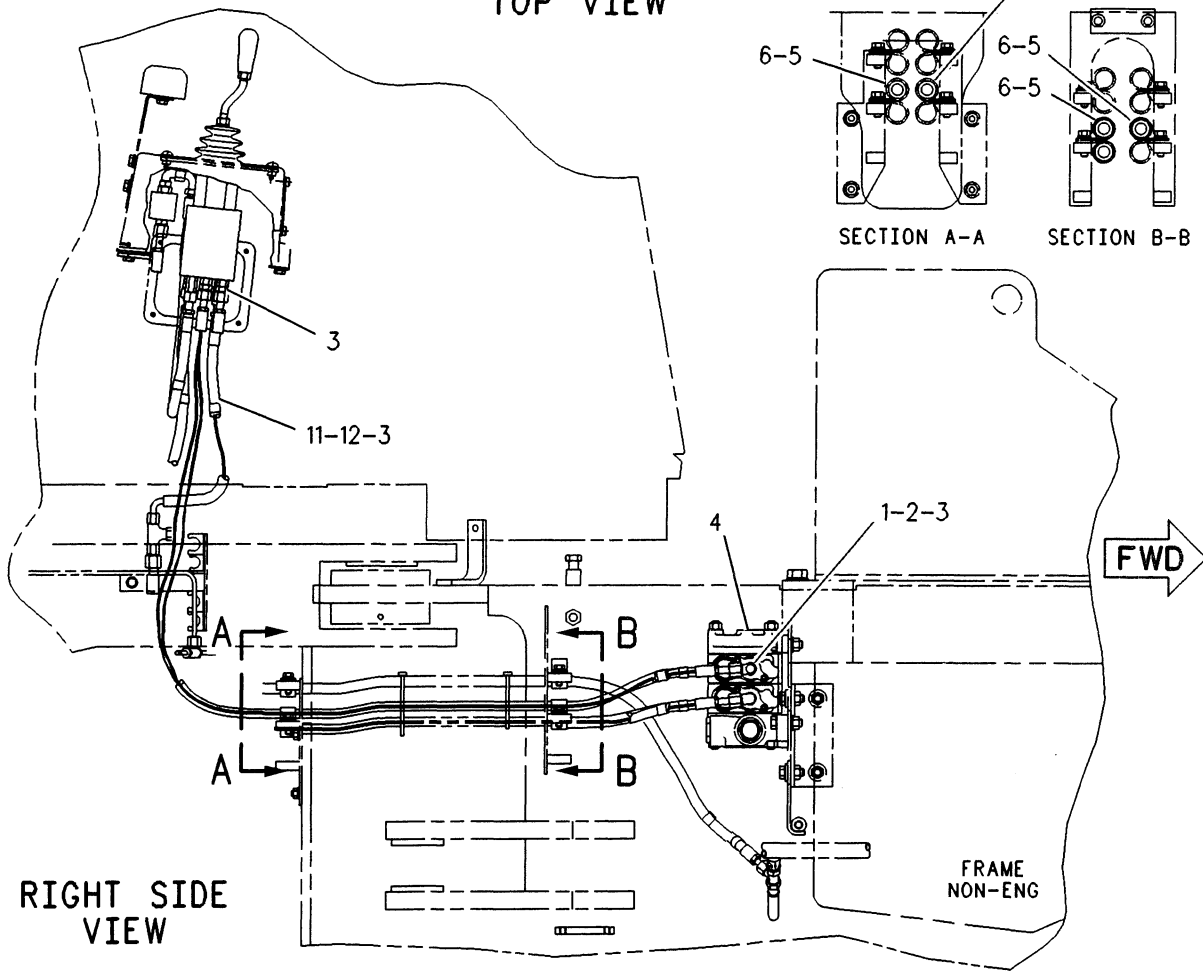


TOP VIEW



SECTION A-A

SECTION B-B



RIGHT SIDE VIEW

F-625349 CP

5057

1232922 LINES GP-PILOT
Part Of 1227123 Hydraulic Air
An Attachment

HYDRAULIC SYSTEM

NOTE	REF NO	PART NUMBER	QTY	PART NAME	NOTE	REF NO	PART NUMBER	QTY	PART NAME
	1	6V8724	2	ELBOW-90 DEGREE (90 DEGREE-9/16-18 THD)					
	2	3J1907	2	SEAL-O-RING (11.89MM ID)					
	3	6V8397	7	SEAL-O-RING (9.27MM ID)					
	4	1182247	1	VALVE GP-BANK					
	5	4S1962	4	CLIP (25.4MM ID)					
	6	7V6571	4	GROMMET					
	7	7K3974	2	TAG-IDENTIFICATION (T1)					
	8	8C8988	1	ELBOW-45 DEGREE SWIVEL					
I	9	1136378	1	HOSE AS					
I	10	926022	1	HOSE AS					
I	11	2Q3163	1	HOSE AS					
	12	6V8936	1	REDUCER AS					
	13	7K3975	2	TAG-IDENTIFICATION (T2)					

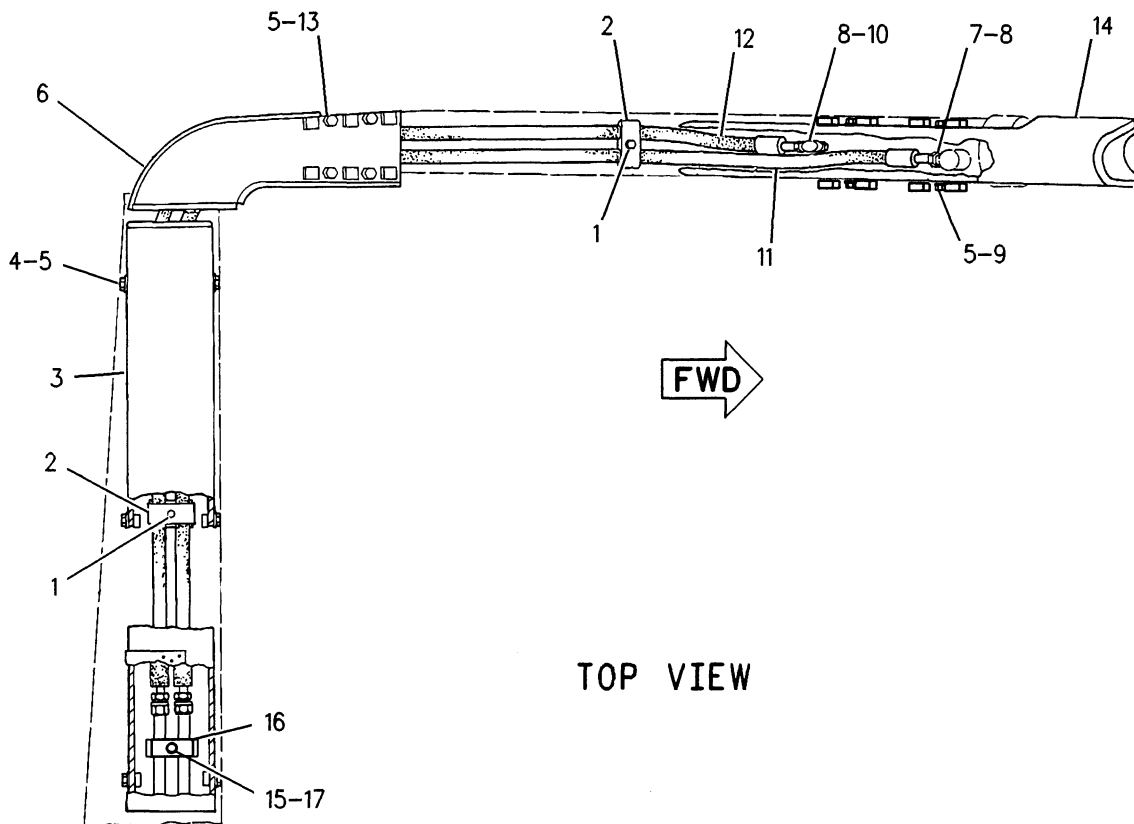
I-SEE HOSE FABRICATION GUIDE

625350 CP

5057

1232922 LINES GP-PILOT
Part Of 1227123 Hydraulic Ar
An Attachment

HYDRAULIC SYSTEM



TOP VIEW

NOTE	REF NO	PART NUMBER	QTY	PART NAME	NOTE	REF NO	PART NUMBER	QTY	PART NAME
	1	5S7382	4	BOLT (3/8-16X1.375IN)					
	2	4J7655	4	CLAMP-HOSE					
	3	1U0962	1	GUARD AS					
	4	5P2228	6	BOLT (1/2-13X1IN)					
	5	8T4223	14	WASHER-HARD (3MM THK)					
	6	1U4135	1	GUARD AS					
	7	8M0505	1	CONNECTOR					
	8	3K0360	2	SEAL-O-RING (16.36MM ID)					
	9	5C6565	4	BOLT (1/2-13X1.25IN)					
	10	307948	1	ELBOW					
I	11	1U3578	1	HOSE AS					
I	12	1U0807	1	HOSE AS					
	13	8T8919	4	BOLT (1/2-13X1.75IN)					
	14	4T1815	1	GUARD AS					
	15	5M3062	1	BOLT (3/8-16X.750IN)					
	16	7K7862	1	CLIP					
	17	8T4896	1	WASHER-HARD (2.5MM THK)					

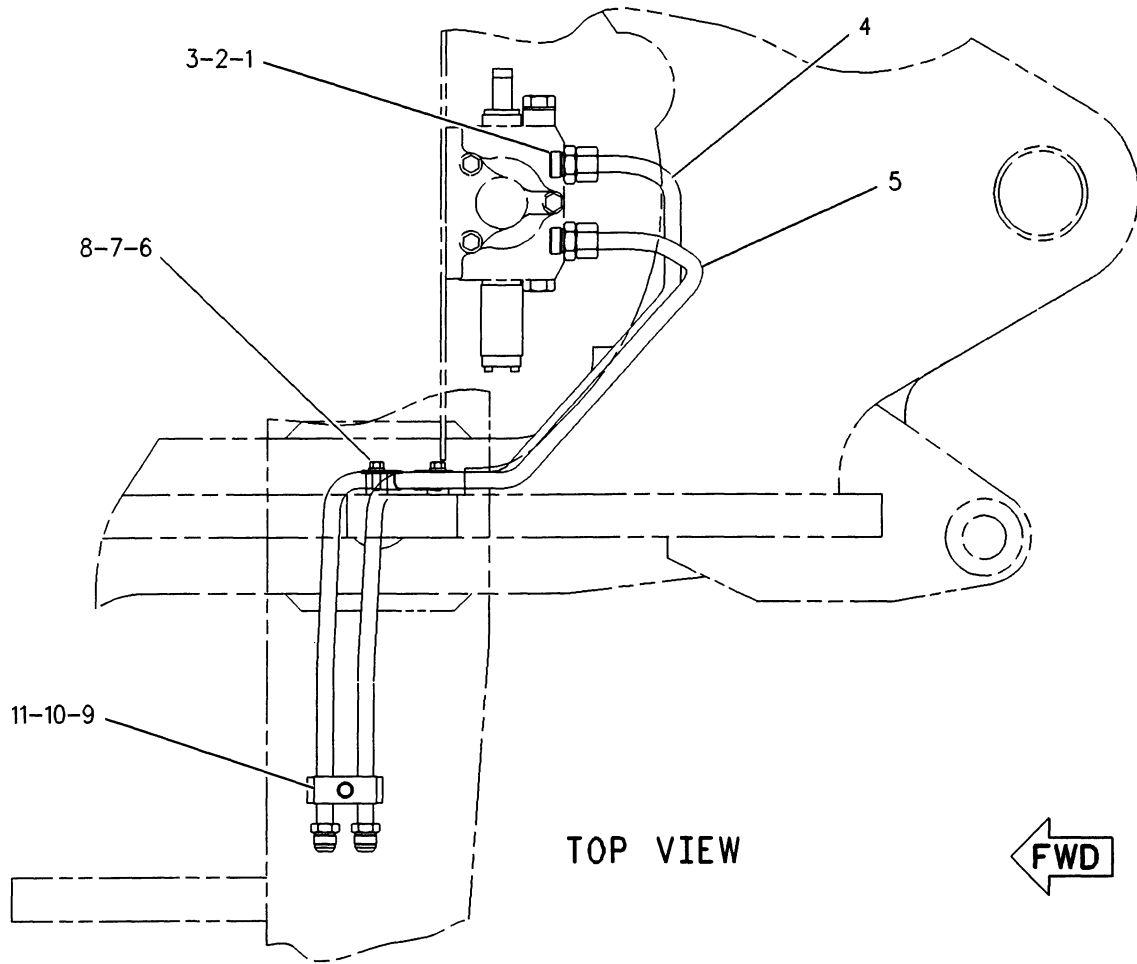
I-SEE HOSE FABRICATION GUIDE

F-628757 CP

5057

3G1394 LINES GP-TILT CYLINDER
Part Of 3G9269 Cylinder Ar-Tilt
An Attachment

HYDRAULIC SYSTEM



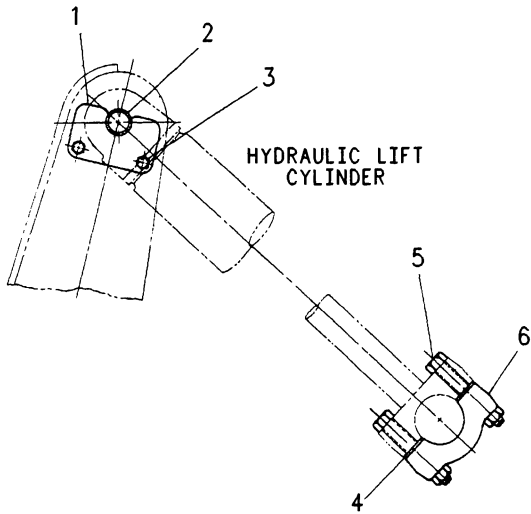
NOTE	REF NO	PART NUMBER	QTY	PART NAME	NOTE	REF NO	PART NUMBER	QTY	PART NAME
	1	6V8637	2	CONNECTOR-SEAL					
	2	3D2824	2	SEAL-O-RING (23.47MM ID)					
	3	6V9746	2	SEAL-O-RING (22.5MM ID)					
	4	1235939	1	TUBE AS					
	5	1235940	1	TUBE AS					
	6	5K9660	2	CLIP					
	7	4L6454	2	BOLT (3/8-16X1IN)					
	8	8T4896	2	WASHER-HARD (2.5MM THK)					
	9	7K7862	1	CLIP					
	10	OS0509	1	BOLT (3/8-16X.75IN)					
	11	5M2894	1	WASHER (2.5MM THK)					

F-625367 CP

5057

1235964 LINES GP-TILT CYLINDER
Part Of 1227123 Hydraulic Ar
An Attachment

HYDRAULIC SYSTEM



NOTE	REF NO	PART NUMBER	QTY	PART NAME
B	1	1U1489	1	RETAINER
	2	6J6604	1	PIN
	3	8T8917	2	BOLT
	4	8E9212	26	SHIM
	5	8T8925	4	BOLT
	6	6V8182	4	NUT
		8J0308	1	CAP-BEARING

B-USE AS REQUIRED

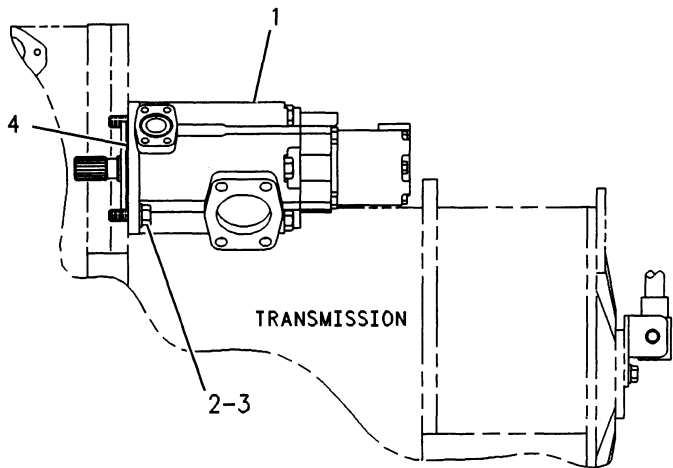
R-563611 EP

5102

1U3196 MOUNTING GP-LIFT CYLINDER

Bulldozer S/N 39S586-Up

Part Of 3G2167 Bulldozer Ar-Straight
An Attachment



RIGHT SIDE VIEW

NOTE	REF NO	PART NUMBER	QTY	PART NAME
Y	1	1236765	1	PUMP GP-VANE
	2	7X0345	2	BOLT (5/8-11X1.75IN)
	3	8T4122	2	WASHER (3.5MM THK)
	4	5F3106	1	SEAL-O-RING (126.59MM ID)

Y-SEPARATE ILLUSTRATION

F-624048 CP

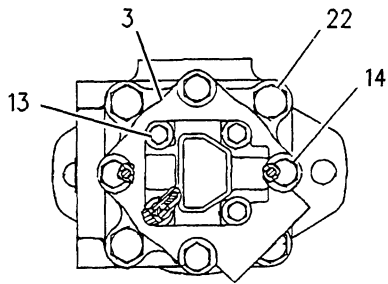
5073

1213182 PUMP & MTG GP-HYDRAULIC

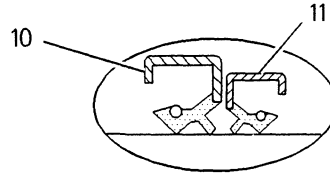
1236765-Page 261

Part Of 1190401 Hydraulic Ar

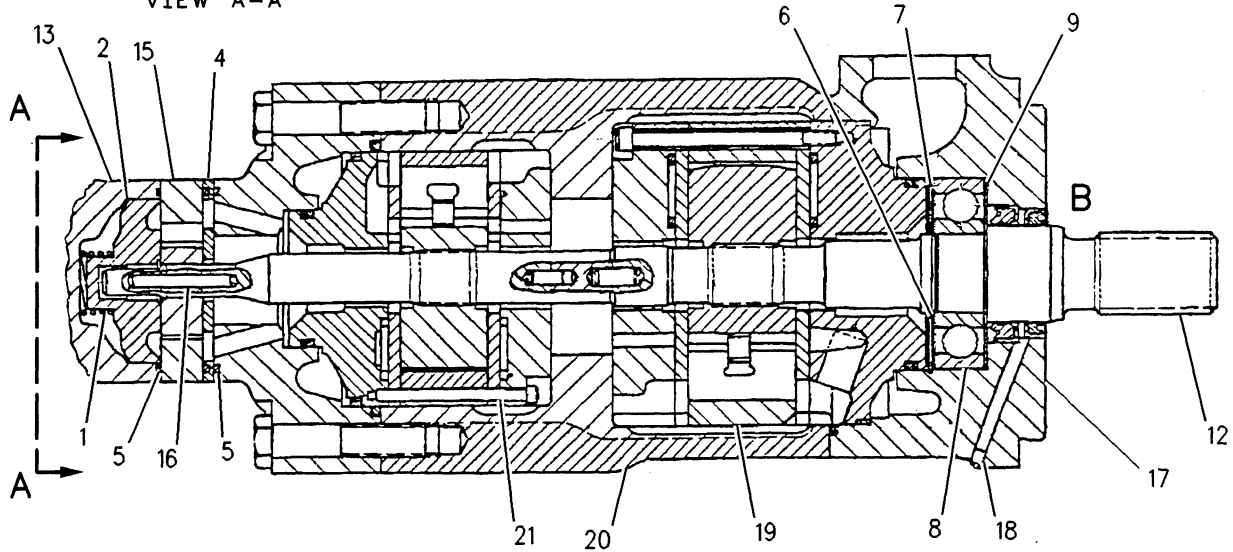
HYDRAULIC SYSTEM



VIEW A-A



ENLARGED
VIEW OF AREA B



NOTE	REF NO	PART NUMBER	QTY	PART NAME	NOTE	REF NO	PART NUMBER	QTY	PART NAME
	1	1U2816	1	SPRING		22	1D4599	4	BOLT (5/8-11X7IN)
	2	1U3508	1	PLATE					
	3	4T2110	1	COVER					
	4	1U3513	1	ADAPTER					
	5	92062	3	SEAL-O-RING (63.17MM ID)					
	6	4M5285	1	RING-RETAINING (SHAFT)					
	7	2J8172	1	RING-RETAINING (BEARING)					
	8	2L5271	1	BALL BEARING					
	9	2J8168	1	WASHER					
	10	9J7814	1	SEAL-LIP (INNER)					
	11	3G9194	1	SEAL-LIP (OUTER)					
	12	4T2111	1	SHAFT-GOVERNOR CONTROL					
	13	9N9906	1	COVER					
		OS1619	4	BOLT (3/8-16X3IN)					
	14	9X8873	4	BOLT (1/2-13X2.25IN)					
	15	6E4719	1	KIT-CARTRIDGE (INCLUDES ROTOR, RING, & VANES)					
	16	2D3263	2	PIN					
	17	6E2404	1	BODY					
	18	6E2943	1	PLUG					
Y	19	4T6869	1	CARTRIDGE GP (REAR)(95 L/MIN)					
	20	6E2403	1	COVER					
Y	21	1243503	1	CARTRIDGE GP (FRONT)(53 L/MIN)					

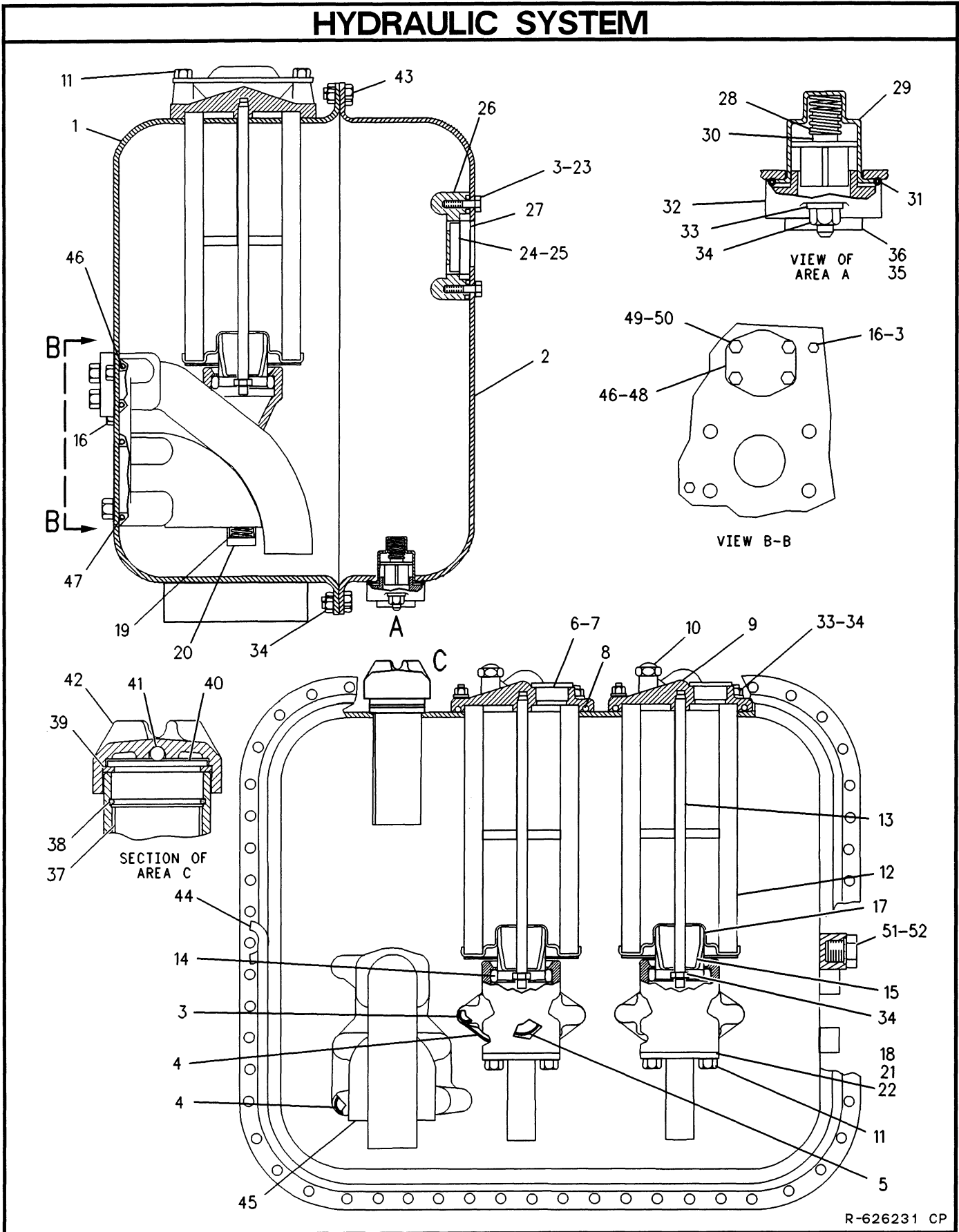
Y-SEPARATE ILLUSTRATION

F-624389 CP

5055

1236765 PUMP GP-VANE
4T6869-Page 241, 1243503-Page 242
Part Of 1213182 Pump & Mtg-Hydraulic

HYDRAULIC SYSTEM



R-626231 CP

5056

9T8409 TANK & FILTER GP-HYDRAULIC
Part Of 1190401 Hydraulic Ar

HYDRAULIC SYSTEM

NOTE	REF NO	PART NUMBER	QTY	PART NAME	NOTE	REF NO	PART NUMBER	QTY	PART NAME
C	1	9T8410	1	TANK AS					
		8J6910	8	STUD-WELD (3/8-16X1.25IN OAL)					
		6E5048	1	FILLER					
		2	9T1961	1	COVER AS				
			8J6910	2	STUD-WELD (3/8-16X1.25IN OAL)				
		3	5H6005	8	SEAL-O-RING (10.77MM ID)				
		4	6F4855	12	SEAL-O-RING (13.94MM ID)				
		5	1H9696	2	SEAL-O-RING (44MM ID)				
		6	9S8010	2	PLUG-O-RING (1 5/8-12 THD)				
		7	2S4078	2	SEAL-O-RING (37.46MM ID)				
		8	5H6733	2	SEAL-O-RING (139.07MM ID)				
		9	9J1778	2	COVER-FILTER				
		10	9J1991	2	HANDLE				
		11	308535	8	BOLT-LOCKING (3/8-16X.875IN)				
		12	9J5461	2	ELEMENT-FILTER				
		13	5P1843	2	STUD-TAPERLOCK				
		14	7D1195	2	SEAL-O-RING (56.52MM ID)				
		15	4M6921	2	SPRING-BUMPER				
		16	1A2029	6	BOLT (3/8-16X1.125IN)				
		17	9J1979	2	RETAINER AS				
		18	9T8292	2	BASE-FILTER				
		19	1L4349	2	SPRING				
		20	9J1985	2	TUBE AS				
		21	9J1988	2	VALVE				
		22	3G3498	2	FLANGE				
		23	5D0353	2	BOLT-LOCKING (3/8-16X1IN)				
		24	4J8252	1	GLASS				
		25	3G5980	1	PLATE				
		26	3G2692	1	RETAINER				
		27	4J8251	1	GROMMET				
		28	7B3039	1	SPRING				
	29	1U2827	1	GUIDE-VALVE					
	30	8J8783	1	VALVE					
	31	8T3298	1	SEAL-RECTANGULAR (51.7MM ID)					
	32	8J8782	1	BODY-DRAIN VALVE					
	33	5M2894	10	WASHER (2.5MM THK)					
	34	2K4973	74	LOCKNUT (3/8-16 THD)					
	35	9J7031	1	PLUG-DRAIN					
	36	5M2057	1	SEAL-O-RING (34.59MM ID)					
	37	5D7927	1	STRAINER AS					
		5F3488	1	END-STRAINER					
	38	6H9361	1	RING-RETAINER					
	39	9H6454	1	GASKET					
	40	2D4202	1	PLATE					
	41	8T2275	1	BALL					
	42	7H1447	1	CAP-FILLER (HYDRAULIC)					
	43	OS1594	62	BOLT (3/8-16X1IN)					
	44	5P9119	1	SEALANT					
	45	3G4075	1	MANIFOLD-SUCTION					
	46	4F7952	2	SEAL-O-RING (37.7MM ID)					
	47	2H3931	1	SEAL-O-RING (82.14MM ID)					
	48	5H2068	1	COVER					
	49	OT0768	4	BOLT (7/16-14X1.75IN)					
	50	8F9206	4	SEAL-O-RING (12.37MM ID)					
	51	9S4190	1	PLUG-O-RING (7/16-20 THD)					
	52	2M9780	1	SEAL-O-RING (19.18MM ID)					

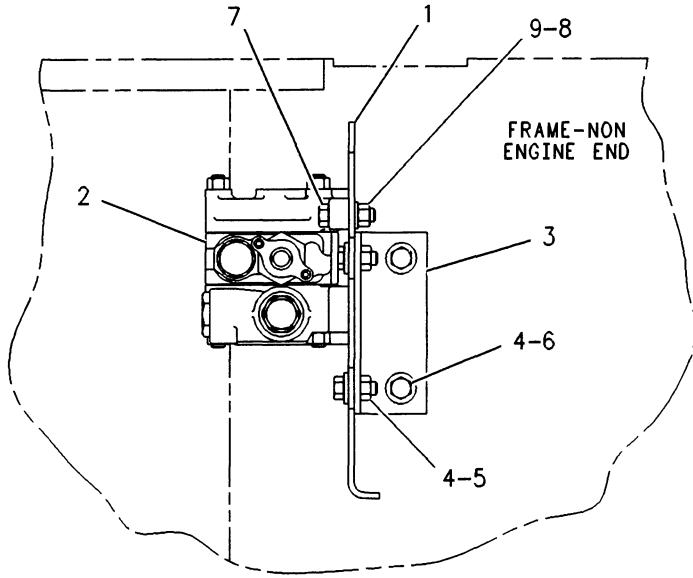
B-USE AS REQUIRED
 C-CHANGE FROM PREVIOUS TYPE
 D-ORDER BY THE METER

626232 CP

5056

9T8409 TANK & FILTER GP-HYDRAULIC
 Part Of 1190401 Hydraulic Ar

HYDRAULIC SYSTEM



RIGHT SIDE VIEW

NOTE	REF NO	PART NUMBER	QTY	PART NAME
Y	1	1235149	1	PLATE
	2	1175237	1	VALVE GP-BANK
	3	6W9214	2	ANGLE AS (EACH INCLUDES)
		1F0748	2	NUT-WELD (1/2-13 THD)
	4	5P1076	8	WASHER-HARD (4MM THK)
	5	8T8917	4	BOLT (1/2-13X1.25IN)
	6	5P2228	4	BOLT (1/2-13X1IN)
	7	8T8919	3	BOLT (1/2-13X1.75IN)
	8	8T4223	3	WASHER-HARD (3MM THK)
9	6V8188	3	NUT (1/2-13 THD)	

Y-SEPARATE ILLUSTRATION

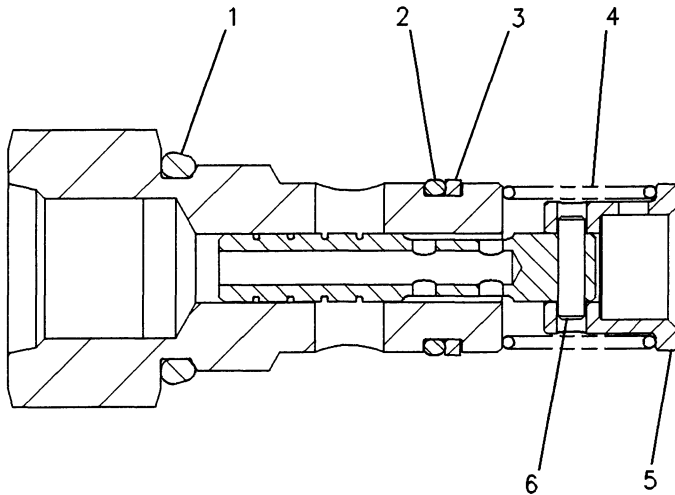
F-655537 CP

5054

1213184 VALVE & MTG GP-HYDRAULIC

1175237-Page 265

Part Of 1190401 Hydraulic Ar



NOTE	REF NO	PART NUMBER	QTY	PART NAME
	1	336028	1	SEAL-O-RING
	2	6V5758	1	SEAL-O-RING
	3	6E0770	1	RING-BACKUP
	4	6E3767	1	SPRING
	5	1073827	1	SEAT-SPRING
	6	6E3769	1	PIN
		1G5927	1	THE FOLLOWING REPAIR KIT IS AVAILABLE: KIT-METERING CAP SEAL (INCLUDES SEALS AND RINGS)

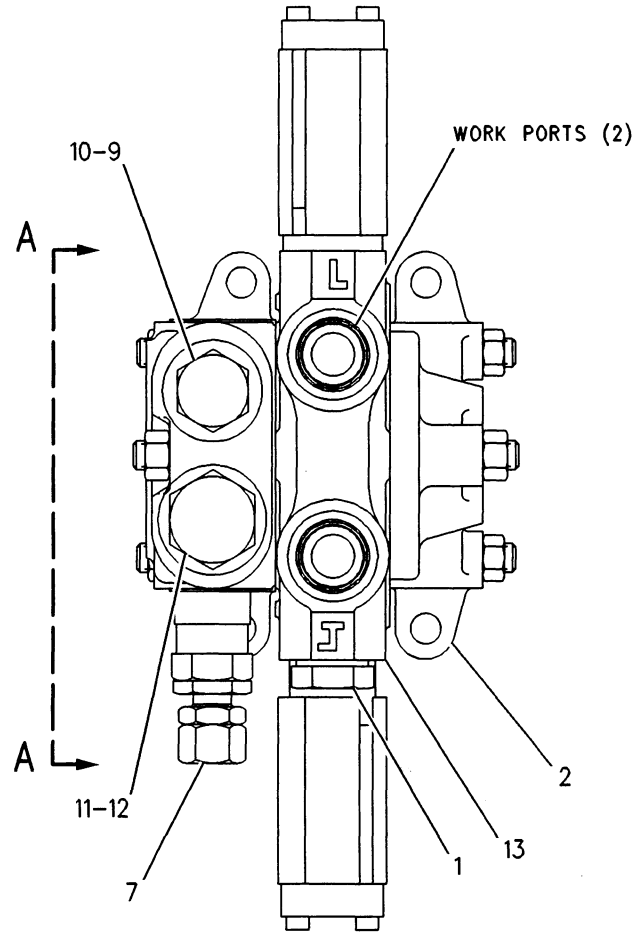
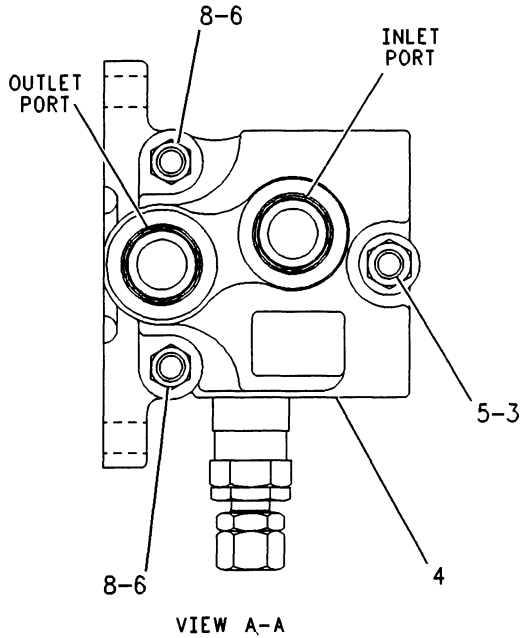
F-558769 EP

5072

1073828 VALVE GP-PILOT

Part Of 1221748 Valve-Pilot

HYDRAULIC SYSTEM



NOTE	REF NO	PART NUMBER	QTY	PART NAME	NOTE	REF NO	PART NUMBER	QTY	PART NAME
Y	1	8J9471	1	VALVE GP-CHECK					
	2	9T6580	1	HOUSING					
	3	3G9863	1	ROD					
	4	1210938	1	HOUSING AS-INLET					
		2H4145	1	SEAL-O-RING (88.49MM)					
	5	7X3374	2	NUT-FULL (1/2-20 THD)					
	6	3G9864	2	ROD					
Y	7	1184706	1	VALVE GP-RELIEF					
	8	9S8905	4	NUT-FULL (7/16-20 THD)					
	9	9S4183	1	PLUG (1 1/16-12 THD)					
	10	3D2824	1	SEAL-O-RING (23.47MM ID)					
	11	9S4181	1	PLUG-STRAIGHT THREAD					
	12	7M8485	1	SEAL-O-RING					
Y	13	1189086	1	VALVE GP-CONTROL					

Y-SEPARATE ILLUSTRATION

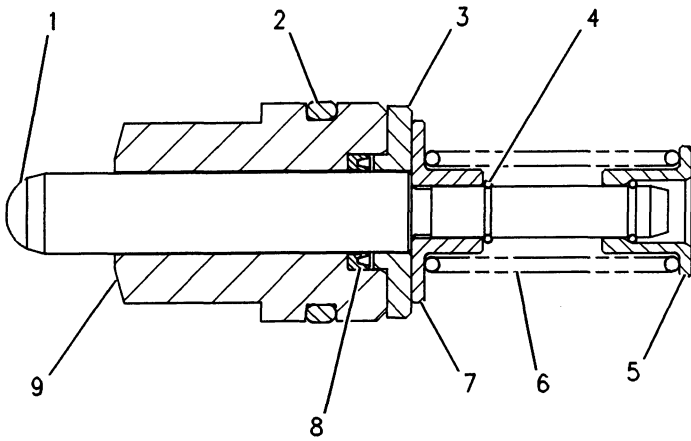
F-654690 CP

5481

1175237 VALVE GP-BANK

8J9471-Page 267, 1184706-Page 271, 1189086-Page 268
Part Of 1213184 Valve & Mtg-Hydraulic

HYDRAULIC SYSTEM



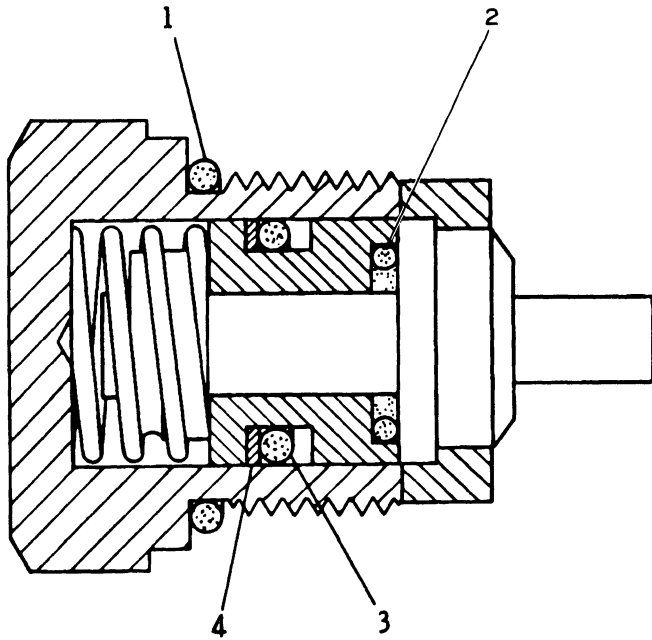
NOTE	REF NO	PART NUMBER	QTY	PART NAME
	1	1073837	1	PLUNGER
J	2	5P8356	1	SEAL-O-RING
	3	6E0763	1	RETAINER
	4	6E0766	2	RING-RETAINING
	5	1073846	1	SEAT-SPRING
	6	1101245	1	SPRING
	7	6E0764	1	SEAT-SPRING
J	8	6E3414	1	SEAL-U-CUP WIPER
	9	6E0768	1	CAP
		1G5928	1	THE FOLLOWING REPAIR KIT IS AVAILABLE: KIT-PLUNGER SEAL (INCLUDES PARTS MARKED J)

R-567203 EP

5059

1101244 VALVE GP
Part Of 6E2094 Valve-Pilot
An Attachment

HYDRAULIC SYSTEM



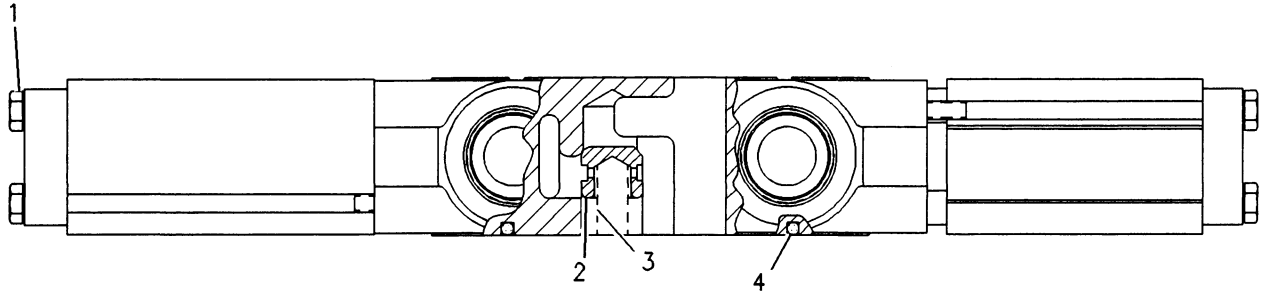
NOTE	REF NO	PART NUMBER	QTY	PART NAME
	1	3D2824	1	SEAL-O-RING (23.47MM ID)
	2	6M5062	1	SEAL-O-RING
	3	6F4855	1	SEAL-O-RING
	4	9J0707	1	RING-BACKUP

B-144424 EP

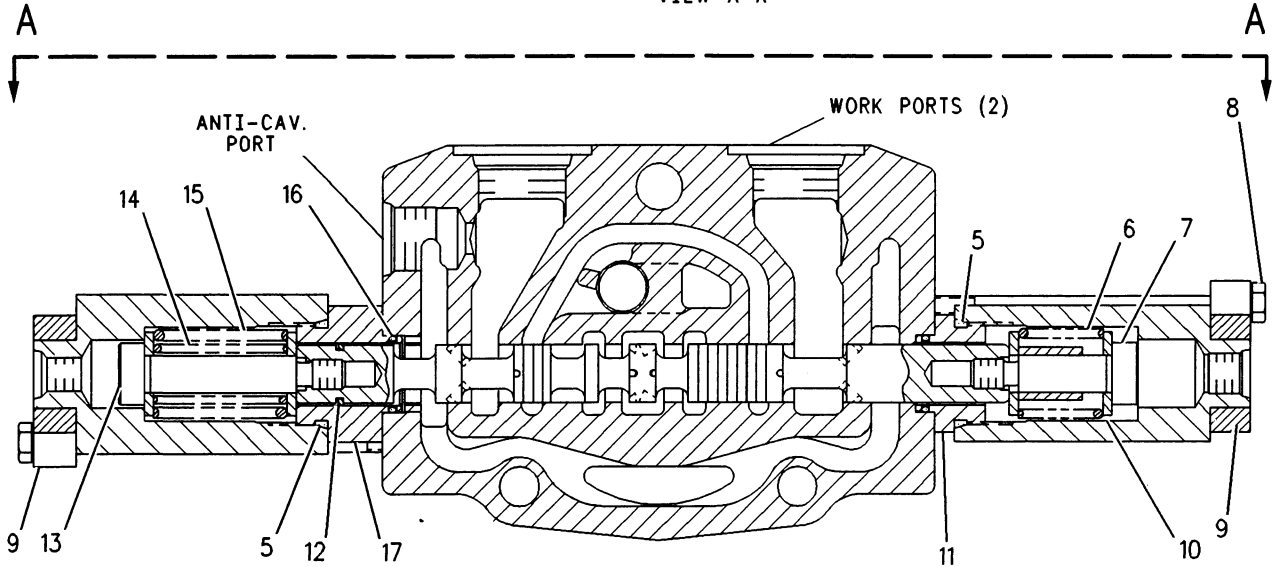
5127

8J9471 VALVE GP-CHECK
Part Of 1175237 Valve-Bank

HYDRAULIC SYSTEM



VIEW A-A

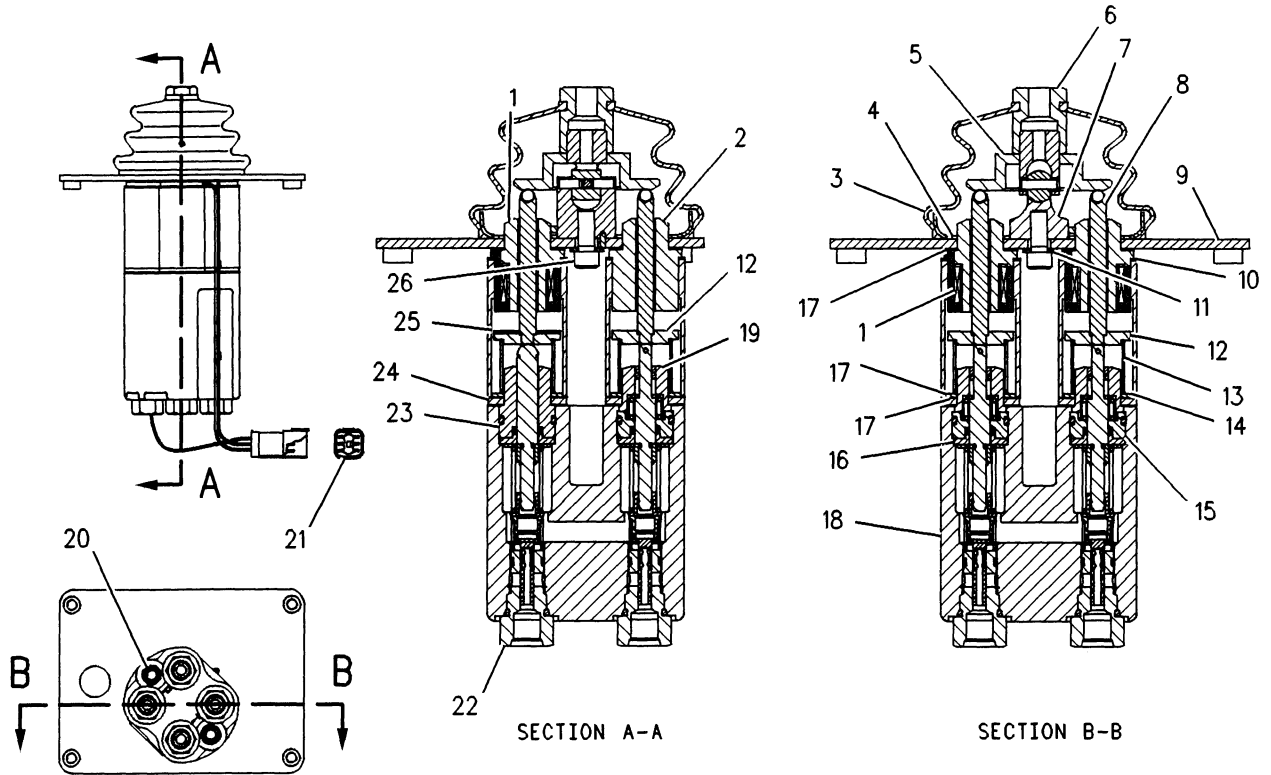


NOTE	REF NO	PART NUMBER	QTY	PART NAME	NOTE	REF NO	PART NUMBER	QTY	PART NAME
	1	1B2716	2	BOLT (1/4-20X5IN)					
	2	8J9464	1	POPPET					
	3	8J9463	1	SPRING					
	4	2H4145	1	SEAL-O-RING (88.49MM ID)					
	5	7M8485	2	SEAL-O-RING (29.74MM ID)					
	6	1235108	1	SPRING					
	7	1029787	1	BOLT-SHOULDER					
	8	8S4711	2	BOLT (1/4-20X4.5IN)					
	9	1166816	2	RETAINER					
	10	1169524	2	CAP-SPOOL					
	11	1163816	1	RETAINER					
	12	9T9963	1	RING-BACKUP					
	13	1163823	1	BOLT-SHOULDER					
	14	1234921	1	SPRING					
	15	1234922	1	SPRING					
	16	5P5599	2	SEAL-O-RING (21.95MM ID)					
	17	1234920	1	RETAINER					

F-654742 CP

1189086 VALVE GP-CONTROL
Part Of 1175237 Valve-Bank

HYDRAULIC SYSTEM



NOTE	REF NO	PART NUMBER	QTY	PART NAME	NOTE	REF NO	PART NUMBER	QTY	PART NAME
	1	1091739	3	COIL AS		25	1105468	1	CLAPPER
		1S9593	3	STRAP-CABLE		26	1T0284	1	BOLT-SOCKET HEAD
		8T8729	2	PIN-CONNECTOR					
	2	1074092	1	SLEEVE					
	3	1103886	1	BOOT					
	4	1103887	1	CLAMP-BOOT					
	5	1103775	1	PLATE-PIVOT					
	6	1103392	1	NUT					
	7	1103424	1	JOINT AS-PIVOT					
	8	1106118	4	PLUNGER AS					
	9	1105465	1	PLATE AS-MOUNTING					
	10	6E2465	4	GASKET					
	11	8T4224	1	WASHER-HARD (2MM THK)					
	12	1074990	3	CLAPPER					
	13	1074430	4	SPRING					
	14	6E2466	4	WASHER					
	15	1105476	1	CAPSULE					
	16	1106141	1	CAPSULE AS-PLUNGER					
	17	6E2464	12	GASKET					
	18	1104905	4	BODY-MAGNET					
	19	1105324	1	CAPSULE					
	20	0T0065	2	BOLT (3/8-16X3.5IN)					
	21	1028805	1	KIT-RECEPTACLE					
	22	1G5925	4	CAPSULE AS-METERING					
Y	23	1101244	1	VALVE GP					
	24	1075013	4	SPACER					

Y-SEPARATE ILLUSTRATION

F-575564 EP

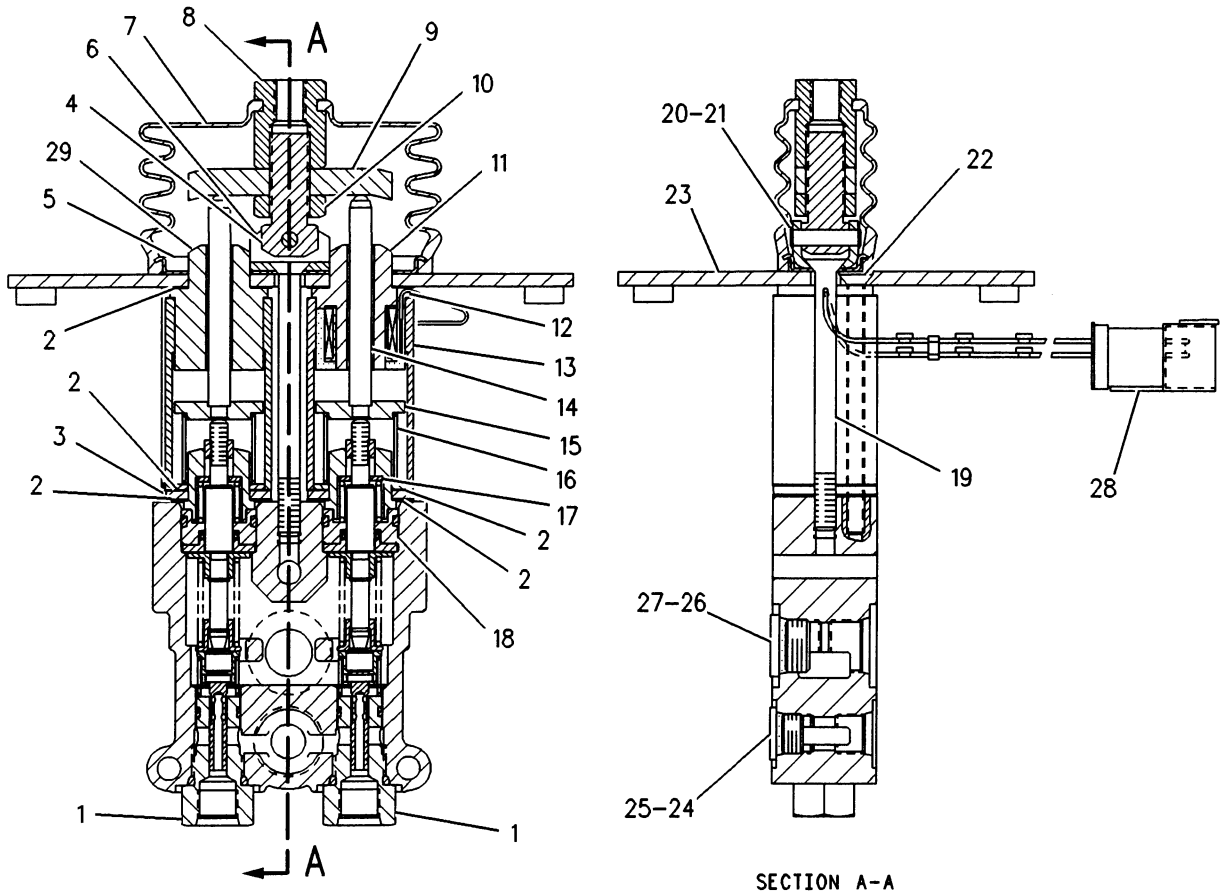
5059

6E2094 VALVE GP-PILOT

1101244-Page 266

Part Of 1235961 Control-Pilot Operated Hyd
An Attachment

HYDRAULIC SYSTEM



NOTE	REF NO	PART NUMBER	QTY	PART NAME	NOTE	REF NO	PART NUMBER	QTY	PART NAME
Y	1	1073828	2	VALVE GP-PILOT		23	1021896	1	PLATE AS-MOUNTING
	2	6E2464	6	GASKET		24	9S8004	1	PLUG-O-RING (9/16-18 THD)
	3	1075013	2	SPACER		25	3J1907	1	SEAL-O-RING (11.89MM ID)
	4	6E3412	1	BOLT-PIVOT		26	9S8005	1	PLUG-O-RING (3/4-16 THD)
	5	1044273	1	CLAMP-BOOT		27	3K0360	1	SEAL-O-RING (16.36MM ID)
	6	1074029	1	BRACKET-PIVOT		28	1028805	1	KIT-RECEPTACLE
	7	1044272	1	BOOT		29	1074092	1	SLEEVE
	8	1074030	1	NUT					
	9	1074043	1	PLATE-PIVOT					
	10	5B2183	1	NUT-JAM (9/16X18 THD)					
	11	1091739	2	COIL AS					
		1S9593	3	STRAP-CABLE					
		8T8729	2	PIN-CONNECTOR					
	12	6E2465	2	GASKET					
	13	1075615	2	BODY-MAGNET					
	14	1074061	2	PLUNGER AS					
	15	1074990	2	CLAPPER					
	16	1074430	2	SPRING					
	17	6E2466	2	WASHER					
Y	18	1094854	2	CAPSULE AS-PLUNGER					
	19	1075012	1	SCREW-HEX SOCKET (5/16-18X4IN)					
	20	6E0755	1	PIN-PIVOT					
	21	7S9930	1	RING-RETAINING					
	22	1075011	2	SCREW-HEX SOCKET (1/4-20X3.75IN)					

Y-SEPARATE ILLUSTRATION

F-625688 CP

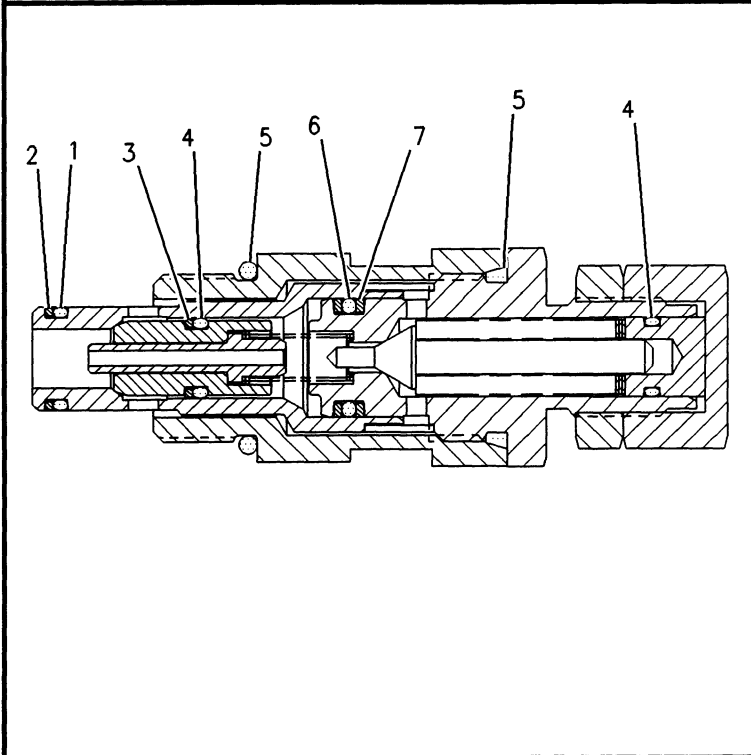
5069

1221748 VALVE GP-PILOT

1073828-Page 264, 1094854-Page 240

Part Of 1245751 Control-Pilot Operated Hyd

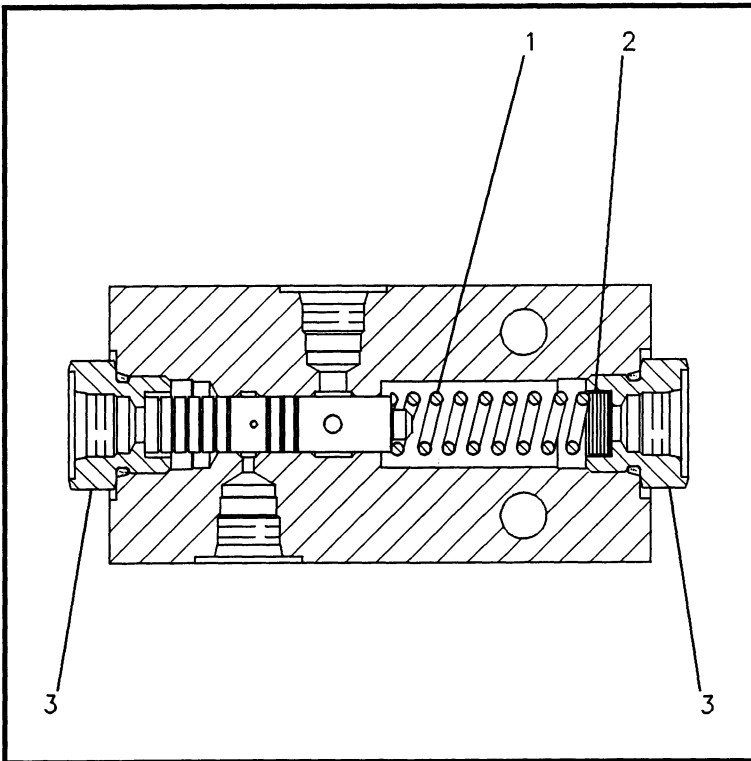
HYDRAULIC SYSTEM



NOTE	REF NO	PART NUMBER	QTY	PART NAME
	1	335879	1	SEAL-O-RING
	2	9U0705	1	RING-BACKUP
	3	300167	1	RING-BACKUP
	4	8L2779	2	SEAL-O-RING
	5	336036	2	SEAL-O-RING
	6	3P0647	1	SEAL-O-RING
	7	9U0707	1	RING-BACKUP

F-654737 CP

1184706 VALVE GP-RELIEF
Part Of 1175237 Valve-Bank



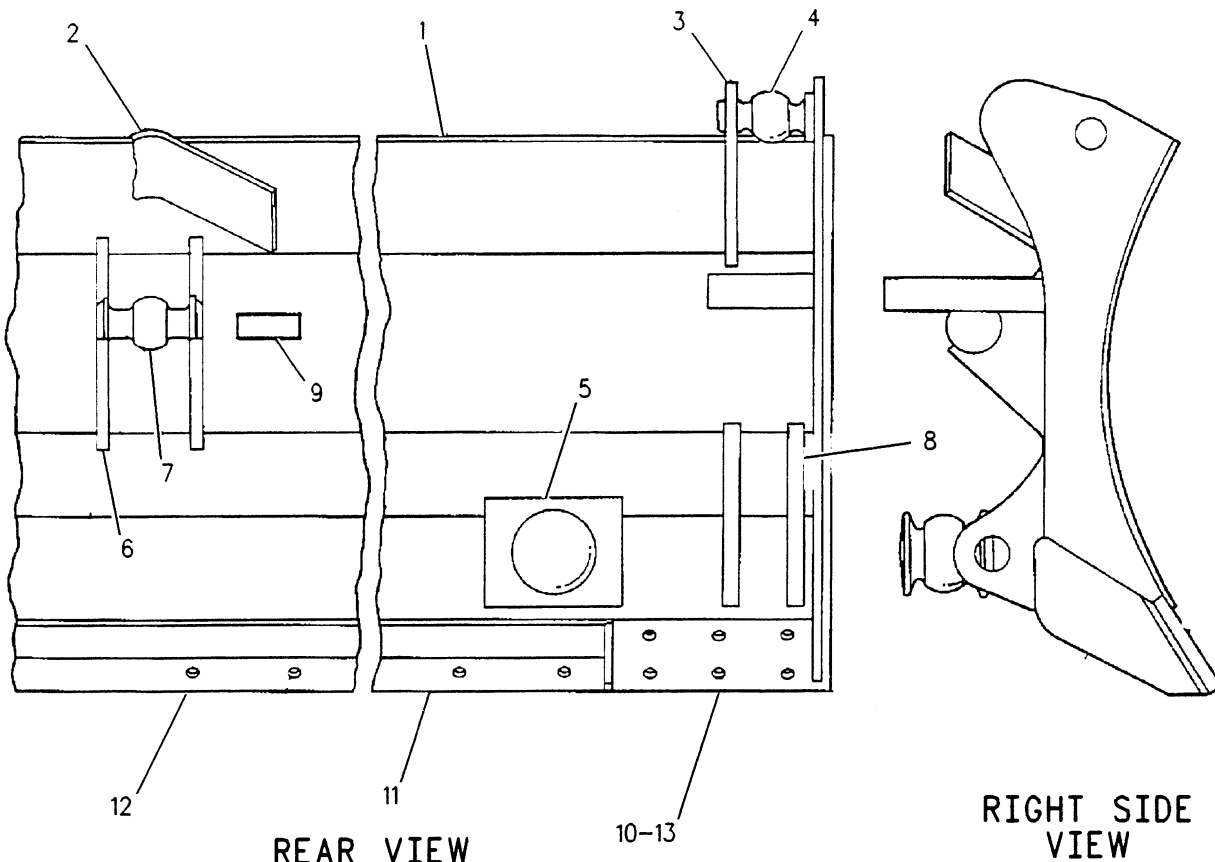
NOTE	REF NO	PART NUMBER	QTY	PART NAME
	1	7S8553	1	SPRING
B	2	5S7001	5	SPACER .91MM(.036IN)THK
B	3	5S7018	3	SPACER .25MM(.010IN)THK
	3	6V2606	2	ADAPTER-STRAIGHT THREAD
		2M9780	2	SEAL-O-RING (19.18MM ID)

B-USE AS REQUIRED

F-588590 EP

5059 1U2226 VALVE GP-SELECTOR & PRESS CONT
Part Of 1213188 Lines-Pilot

IMPLEMENTS



NOTE	REF NO	PART NUMBER	QTY	PART NAME	NOTE	REF NO	PART NUMBER	QTY	PART NAME
	1	3G1448	1	BLADE AS					
	2	7J8573	1	DEFLECTOR					
	3	1U0206	1	TRUNNION AS-LH					
		1U0207	1	TRUNNION AS-RH (EACH INCLUDES)					
	4	1U0205	1	TRUNNION					
	5	3G1486	1	TRUNNION AS					
		3G8259	1	TRUNNION					
	6	3G1456	1	TRUNNION AS					
	7	9J9239	1	TRUNNION					
	8	3G1455	4	BRACKET					
C	9	8P9770	1	PLATE					
	10	4T3045	1	BIT-END-RH (STANDARD)					
	11	4T3012	2	EDGE-CUTTING					
	12	5J4773	32	BOLT-PLOW (3/4-10X2.5IN)					
		2J3506	32	NUT-FULL (3/4-10 THD)					
		5P8248	32	WASHER-HARD (3.5MM THK)					
	13	4T3046	1	BIT-END-LH (STANDARD)					

C-CHANGE FROM PREVIOUS TYPE

R-692418 P

6051

3G1447 BLADE GP-STRAIGHT
 Bulldozer S/N 39S586-Up
 Part Of 3G2167 Bulldozer Ar-Straight
 An Attachment

IMPLEMENTS

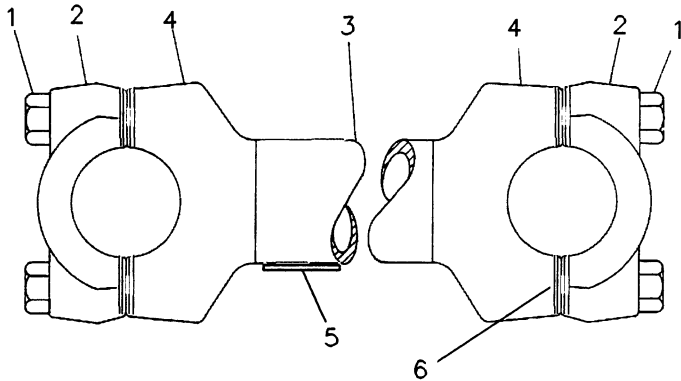
	PAGE
1 3G1447 BLADE GP-STRAIGHT.....	272
1 3G0881 CYLINDER GP-LIFT.....	247
1 3G1393 LINES GP-LIFT CYLINDER.....	252
1 1U3196 MOUNTING GP-LIFT CYLINDER.....	260
1 3G1038 PUSH ARM GP.....	275

338503 P

6060

3G2167 BULLDOZER AR-STRAIGHT-FILL SPREADING
Bulldozer S/N 39S586-Up
An Attachment

IMPLEMENTS



NOTE	REF NO	PART NUMBER	QTY	PART NAME
	1	7X0411	4	BOLT
	2	6F2905	2	CAP-BEARING
	3	3G1577	1	LINK AS
	4	3G3369	2	BEARING
	5	8P9770	1	PLATE
B	6	4T4866	52	SHIM

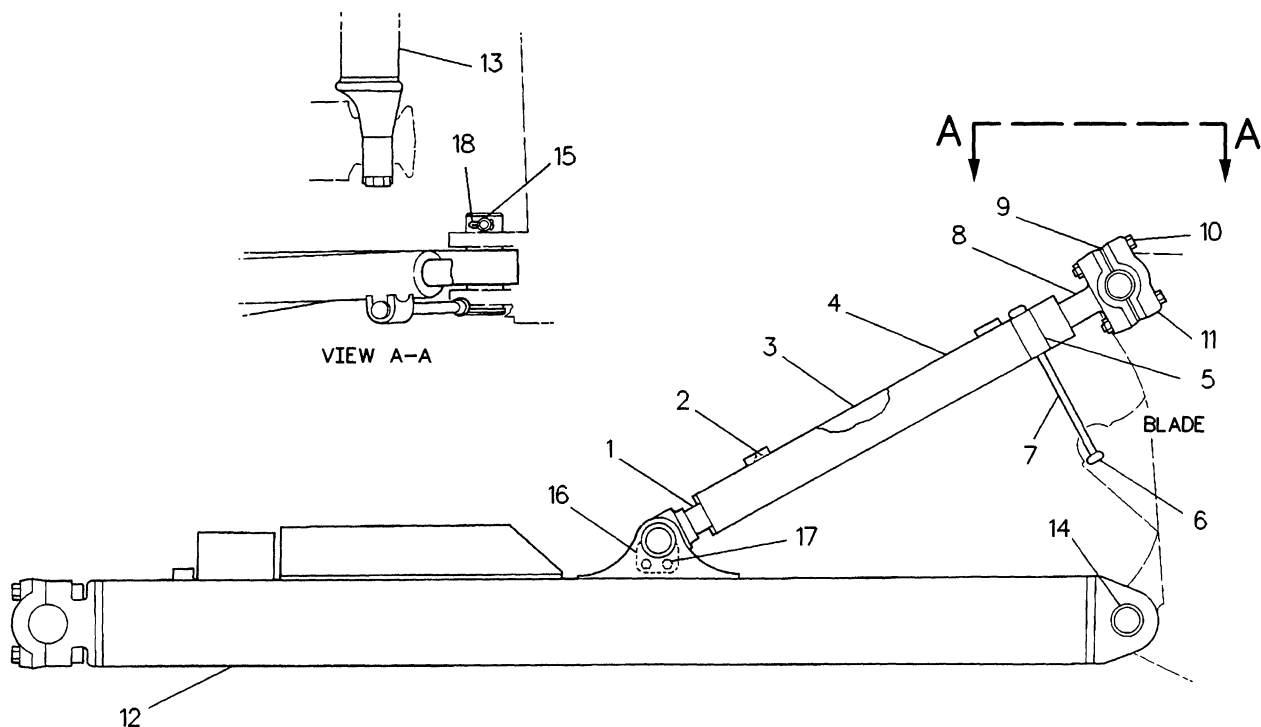
B-USE AS REQUIRED

R-511934 EP

6071

3G1576 LINK GP-STABILIZER
 Bulldozer S/N 39S586-Up
 Part Of 3G1038 Push Arm
 An Attachment

IMPLEMENTS



NOTE	REF NO	PART NUMBER	QTY	PART NAME	NOTE	REF NO	PART NUMBER	QTY	PART NAME
	1	4J3583	1	SCREW-ADJUSTMENT					
	2	3B8489	2	FITTING-GREASE					
	3	1U0886	1	BRACE AS (L.H.)					
		1U0885	1	EYE					
	4	4J2592	1	BRACE AS (R.H.)					
	5	8J4866	1	LUG					
	6	3F4854	1	KNOB					
	7	6F3908	1	HANDLE					
	8	3J6561	1	SCREW-ADJUSTMENT					
B	9	8E9212	52	SHIM .8MM(.031 IN)					
C	10	8T8925	8	BOLT					
C		6V8182	8	NUT					
	11	8J0308	2	CAP-BEARING					
CY	12	8E6069	1	PUSH ARM GP					
CY		8E6068	1	PUSH ARM GP					
Y	13	3G1576	1	LINK GP-STABILIZER					
	14	3F4971	2	PIN					
	15	4F0255	2	PIN					
	16	6J4655	2	RETAINER					
		1U4108	2	PIN					
C	17	8T8917	4	BOLT					
	18	3B4627	2	COTTER					

B-USE AS REQUIRED
 C-CHANGE FROM PREVIOUS TYPE
 Y-SEPARATE ILLUSTRATION

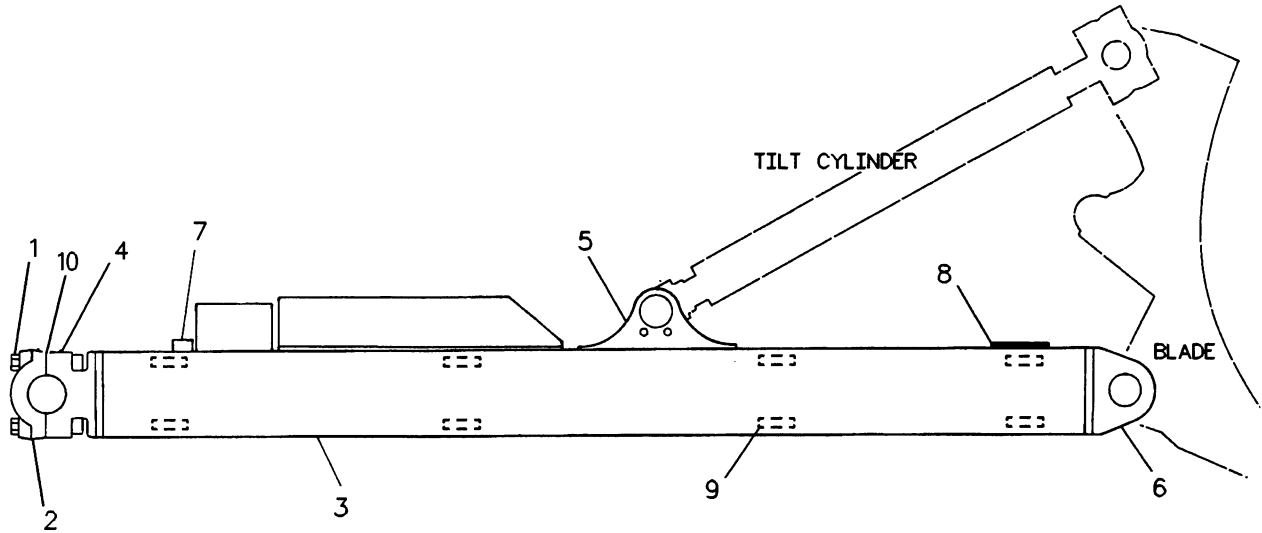
R-522132 EP

6061

3G1038 PUSH ARM GP-STABILIZER

Bulldozer S/N 39S586-Up
 3G1576-Page 274, 8E6068-Page 276, 8E6069-Page 277
 Part Of 3G2167 Bulldozer Ar-Straight
 An Attachment

IMPLEMENTS



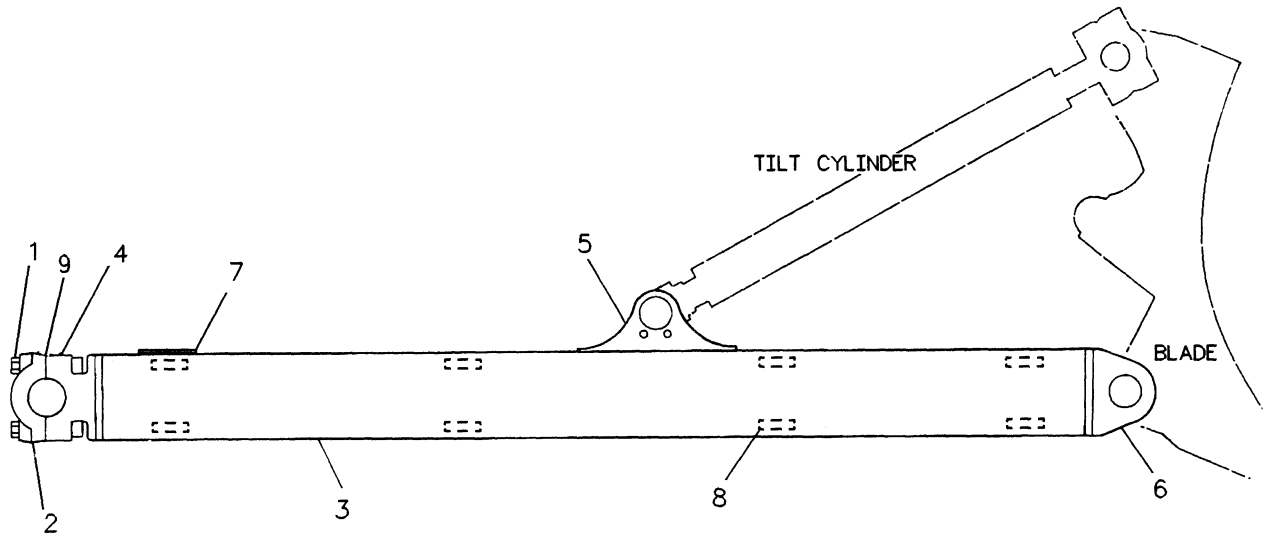
NOTE	REF NO	PART NUMBER	QTY	PART NAME	NOTE	REF NO	PART NUMBER	QTY	PART NAME
	1	8T8925	2	BOLT					
		4F2710	2	NUT					
	2	6F3183	1	CAP-BEARING					
	3	8E6070	1	ARM AS (LH)					
	4	6J0800	1	BEARING					
	5	1U4107	1	BRACKET					
		1U0200	1	BRACKET					
	6	3G0967	1	BRACKET					
	7	4J7554	2	CLAMP-HOSE					
	8	8P9770	1	PLATE					
	9	1K4455	16	BAR					
	10	8E5701	26	SHIM					

R-564001 EP

6061

8E6068 PUSH ARM GP-LH
 Bulldozer S/N 39S586-Up
 Part Of 3G1038 Push Arm
 An Attachment

IMPLEMENTS



NOTE	REF NO	PART NUMBER	QTY	PART NAME	NOTE	REF NO	PART NUMBER	QTY	PART NAME
	1	8T8925	2	BOLT					
		4F2710	2	NUT					
	2	6F3183	1	CAP-BEARING					
	3	8E6072	1	PUSH ARM AS-RH					
	4	6J0800	1	BEARING					
	5	1U0200	1	BRACKET					
		1U4107	1	BRACKET					
	6	3G0967	1	BRACKET					
	7	8P9770	1	PLATE					
	8	1K4455	16	BAR					
	9	8E5701	26	SHIM					

R-564000 EP

6061

8E6069 PUSH ARM GP-RH
 Bulldozer S/N 39S586-Up
 Part Of 3G1038 Push Arm
 An Attachment

OPERATOR STATION

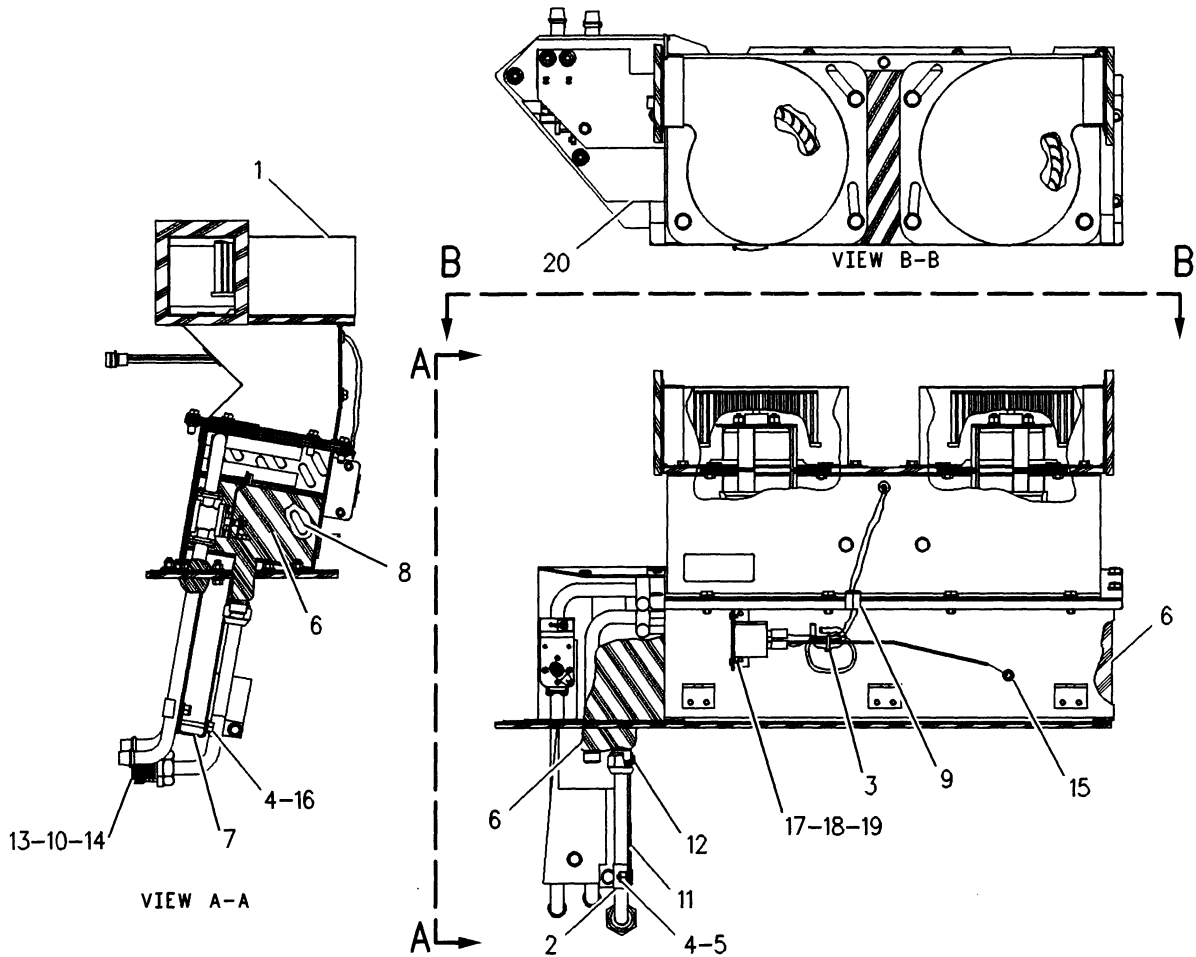
	PAGE
1 1067281 AIR CONDITIONER GP.....	279
1 1067634 COMPRESSOR GP-REFRIGERANT.....	286
1 610161 CONDENSER & MOUNTING GP.....	287
1 1063470 LINES GP-AIR CONDITIONER.....	308
1 1106393 PLATE-INSTRUCTION	
2 1074109 TUBE AS	

580179 P

7320

1066442 AIR CONDITIONER AR
An Attachment

OPERATOR STATION



NOTE	REF NO	PART NUMBER	QTY	PART NAME	NOTE	REF NO	PART NUMBER	QTY	PART NAME
Y	1	1003965	1	HEATER GP-CAB					
	2	9M8406	1	CLIP (15.8MM ID)					
	3	3S2093	1	STRAP-CABLE (1.75IN DIA)					
	4	8T4205	2	WASHER-HARD (2MM THK)					
M	5	1293178	1	LOCKNUT					
BD	6	5P7070	1	INSULATION-STRIP					
	7	1018772	1	SUPPORT AS					
	8	1067294	1	COIL AS-EVAPORATOR					
	9	1018770	1	GROMMET					
	10	5P3945	1	CAP					
	11	1067295	1	TUBE AS					
	12	9X7382	1	SEAL-O-RING (14MM ID)					
	13	9X7384	1	SEAL-O-RING (26.70MM ID)					
	14	5P3928	1	COUPLING-SEALING					
	15	688993	1	GROMMET					
M	16	8C8451	1	BOLT (M6X1.0X40MM)					
	17	3B4501	2	LOCKWASHER (4.5MM ID)					
	18	8T6631	2	SCREW-MACHINE (8-32X0.5IN)					
	19	3E5464	1	SWITCH AS-THERMOSTAT					
	20	1179162	1	PLATE					

B-USE AS REQUIRED
D-ORDER BY THE METER
M-METRIC PART

Y-SEPARATE ILLUSTRATION

F-673161 CP

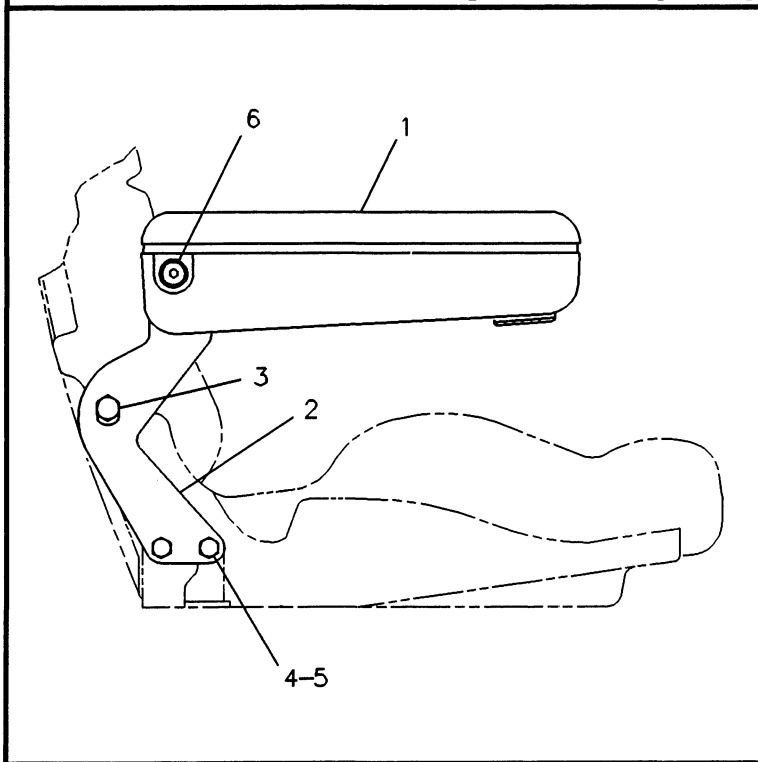
7320

1067281 AIR CONDITIONER GP

1003965-Page 298

Part Of 1066442 Air Conditioner Ar
An Attachment

OPERATOR STATION



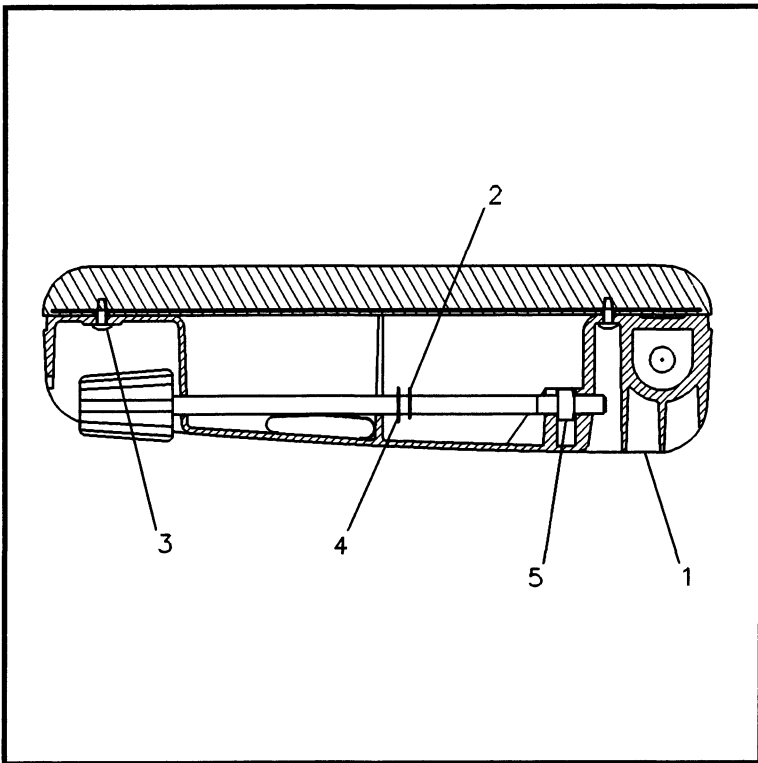
NOTE	REF NO	PART NUMBER	QTY	PART NAME
Y	1	8Y5904	1	ARMREST GP
	2	8Y5897	1	BRACKET AS
	3	7X0456	1	BOLT
	4	OS1594	1	BOLT (3/8-16X1IN)
	5	5V1498	1	LOCKNUT
	6	9X8873	1	BOLT (1/2-13X2.25IN)
		5P8245	1	WASHER (3MM THK)
		1K6872	1	LOCKNUT (1/2-13 THD)

Y-SEPARATE ILLUSTRATION

F-567122 EP

7307

8Y4200 ARMREST GP-RH
8Y5904-Page 280
Part Of 8Y6918 Seat
An Attachment



NOTE	REF NO	PART NUMBER	QTY	PART NAME
	1	8Y5906	1	BASE-ARMREST
L	2	8S7803	1	RING-RETAINING
J	3	6V2687	4	SCREW-PAN HEAD
L	4	8T8641	1	WASHER
L	5	3E4312	1	NUT-SQUARE
				THE FOLLOWING REPAIR KITS ARE AVAILABLE:
J		8Y5988	1	KIT-CUSHION
L		8Y6028	1	KIT-ADJUSTER

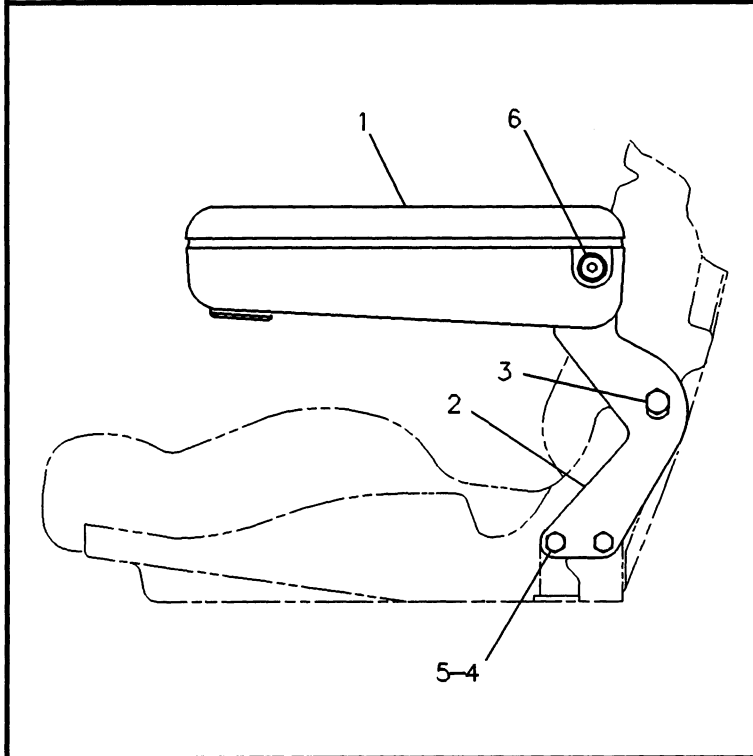
J-KIT MARKED J INCLS
PART MARKED J
L-KIT MARKED L INCLS
PARTS MARKED L

F-676111 P

7307

8Y5904 ARMREST GP
Part Of 8Y4200, 8Y6000 Armrests
An Attachment

OPERATOR STATION



NOTE	REF NO	PART NUMBER	QTY	PART NAME
Y	1	8Y5904	1	ARMREST GP
	2	8Y5898	1	BRACKET AS
	3	7X0456	1	BOLT
	4	OS1594	1	BOLT (3/8-16X1IN)
	5	5V1498	1	LOCKNUT
	6	9X8873	1	BOLT (1/2-13X2.25IN)
		5P8245	1	WASHER (3MM THK)
	1K6872	1	LOCKNUT (1/2-13 THD)	

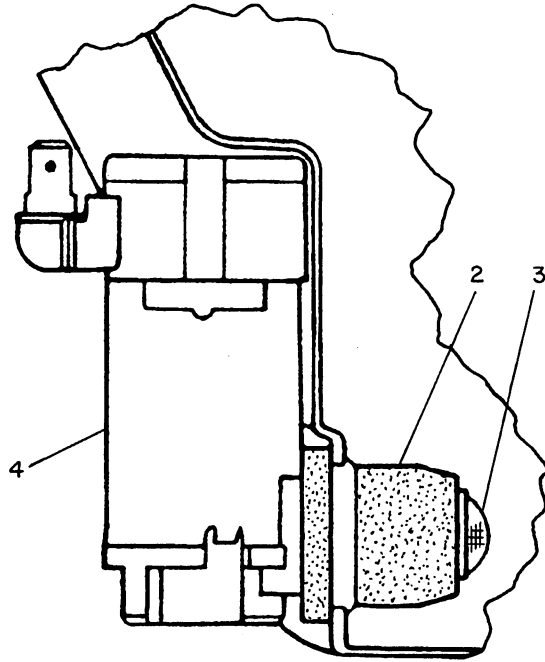
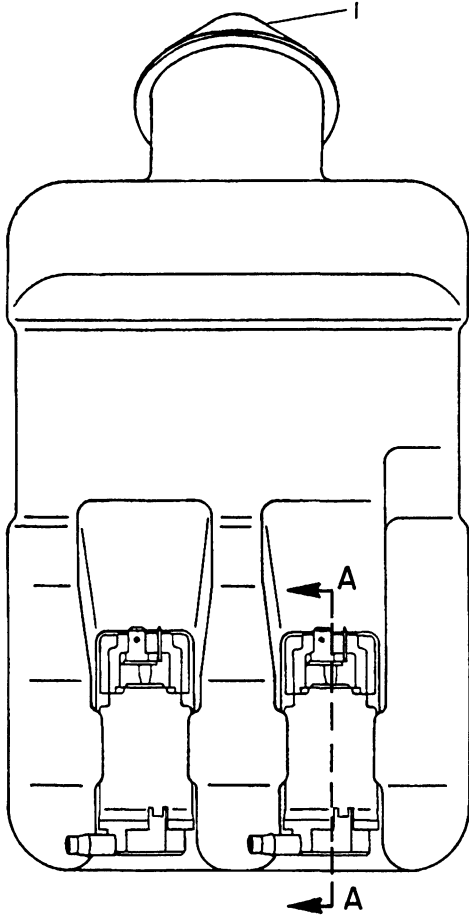
Y-SEPARATE ILLUSTRATION

F-567141 EP

7307

8Y6000 ARMREST GP-LH
 8Y5904-Page 280
 Part Of 8Y6918 Seat
 An Attachment

OPERATOR STATION



SECTION A-A

NOTE	REF NO	PART NUMBER	QTY	PART NAME	NOTE	REF NO	PART NUMBER	QTY	PART NAME
	1	3W6398	1	CAP					
		3W6399	1	PACKING					
	2	8T5914	2	GROMMET					
	3	8T5913	2	FILTER-SCREEN					
	4	7T8890	2	PUMP AS-WASHER					

M-477468 EP

7306

8R1774 BOTTLE GP-WINDSHIELD WASHER

2 Pumps

Part Of 9U3246 Washer-Windsheild

OPERATOR STATION

	PAGE
1 1055148 CONTROL GP-PARKING BRAKE.....	218
1 9C8240 DUCT & CONTROL GP.....	290
1 9C8239 HEATER GP-CAB.....	296
1 1012497 INSTALLATION GP-RADIO.....	302
1 9U2281 LINER GP-OPERATOR COMPARTMENT.....	304
1 9C8243 MIRROR GP-REAR VIEW.....	313
1 1231133 PANEL GP-INSTRUMENT.....	320
1 1231132 PANEL GP-INSTRUMENT.....	317
1 1171401 ROPS GP-ENCLOSED.....	332
1 1149410 SEAT GP-SUSPENSION.....	348
1 1114681 SUPPRESSION GP-SOUND.....	350
1 1213572 WIPER GP-WINDSHIELD.....	358
1 1222383 WIRING GP-CAB.....	124
1 3V7476 KEY-HANDLE	

625709 P

7301

1231130 CAB AR
Part Of 1213065 Operator Ar

OPERATOR STATION

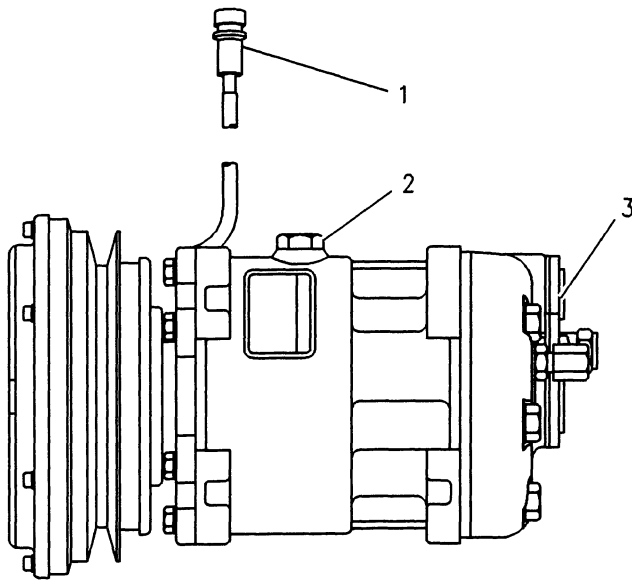
	PAGE
1 1055148 CONTROL GP-PARKING BRAKE.....	218
1 1060621 DASH GP.....	288
1 1047174 GUARD GP-VANDALISM.....	294
1 9U4400 LINER GP-OPERATOR COMPARTMENT.....	306
1 9C8243 MIRROR GP-REAR VIEW.....	313
1 1231134 PANEL GP-INSTRUMENT.....	324
1 1231137 PANEL GP-INSTRUMENT.....	326
1 1171409 ROPS GP-OPEN.....	336
1 1082191 SEAT GP-SUSPENSION.....	344
1 1221270 WIRING GP-CAB.....	120
1 3V7476 KEY-HANDLE	

625454 P

7302

1231150 CANOPY AR
Part Of 1231145 Operator Ar-Open ROPS
An Attachment

OPERATOR STATION



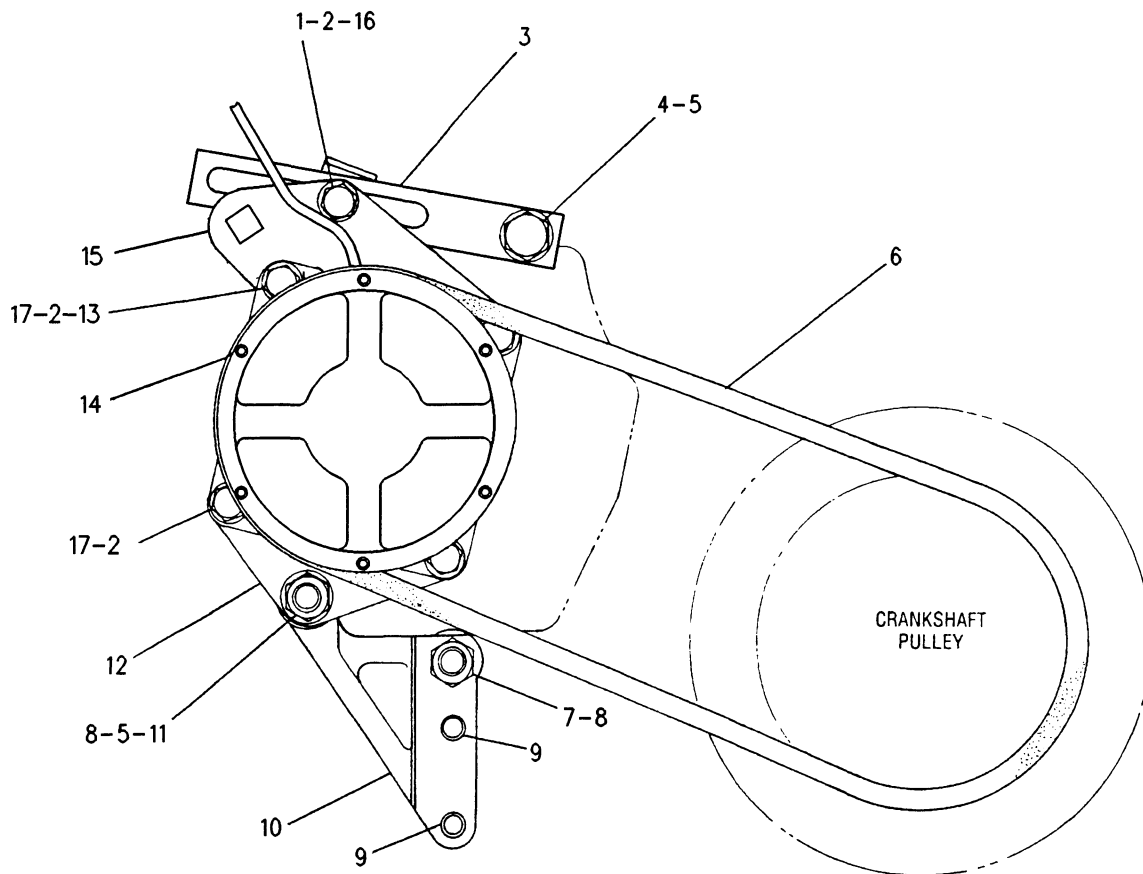
NOTE	REF NO	PART NUMBER	QTY	PART NAME
	1	1020347	1	COIL AS
		7N7779	1	SOCKET
		7N7780	1	PIN-CONNECTOR
		7N9737	1	HOUSING-PLUG
	2	7T4532	1	PLUG AS
	3	9X7385	2	SEAL-O-RING

F-568548 EP

1803

1011759 COMPRESSOR GP-CLUTCH & REFRIG
 Part Of 1067634 Compressor-Refrig
 An Attachment

OPERATOR STATION



NOTE	REF NO	PART NUMBER	QTY	PART NAME	NOTE	REF NO	PART NUMBER	QTY	PART NAME
	1	8T2502	1	BOLT (3/8-16X1.125IN)					
	2	8T4896	13	WASHER-HARD (2.5MM THK)					
	3	4Y5911	1	STRAP					
	4	8T4835	1	BOLT (1/2-13X2IN)					
		8FO492	1	SPACER					
	5	8T4223	3	WASHER-HARD (3MM THK)					
	6	1P9744	1	V-BELT					
	7	8T9389	1	BOLT (1/2-13X2.75IN)					
	8	6V8188	2	NUT (1/2-13 THD)					
	9	5S7383	2	BOLT (3/8-16X1.75IN)					
	10	7W4973	1	BRACKET					
	11	6V4432	1	BOLT (1/2-13X4IN)					
	12	7W4974	2	PLATE					
	13	4L9337	6	BOLT (3/8-16X1.50IN)					
Y	14	1011759	1	COMPRESSOR GP-CLUTCH & REFRIG					
	15	7C8434	1	BRACKET					
	16	7W4978	1	NUT AS					
	17	6V8801	6	NUT (3/8-16 THD)					

Y-SEPARATE ILLUSTRATION

R-625437 CP

1802

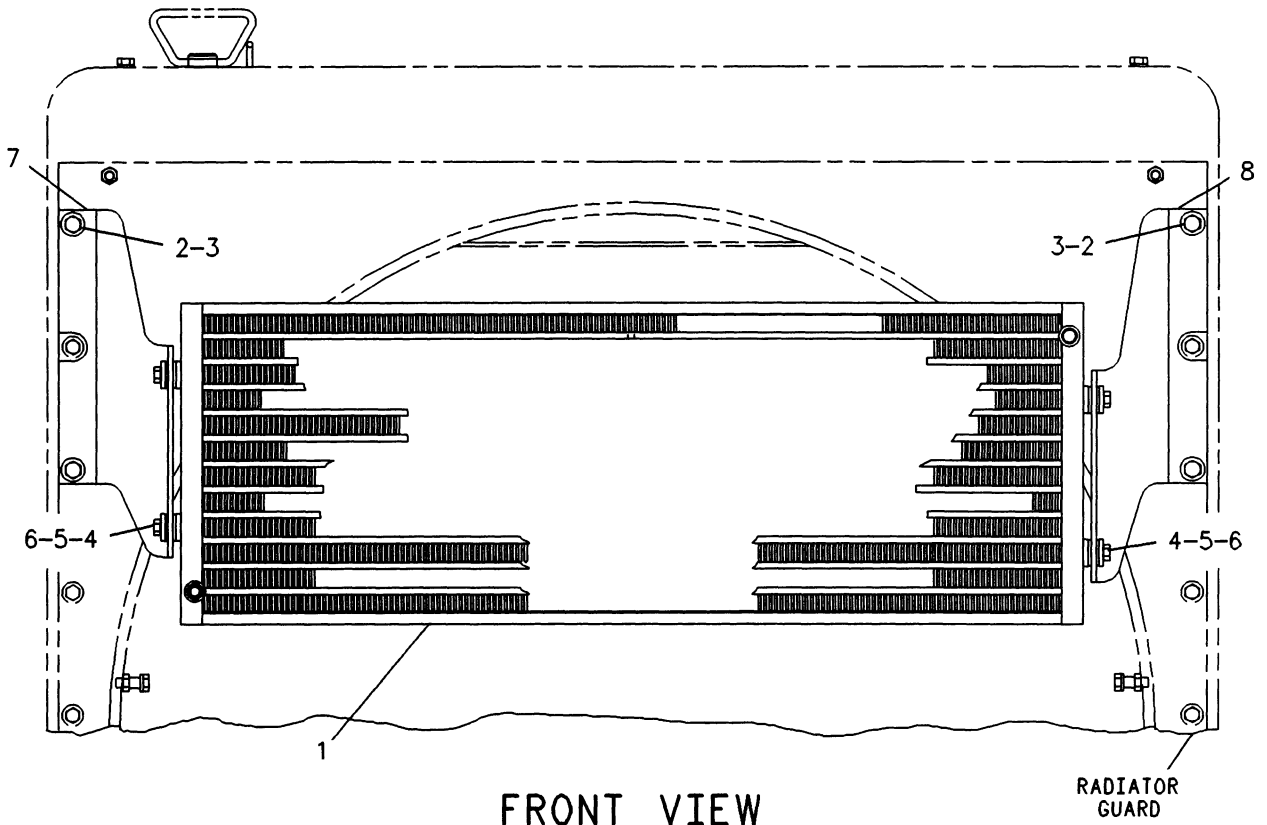
1067634 COMPRESSOR GP-REFRIGERANT

1011759-Page 285

Part Of 1066442 Air Conditioner Ar
An Attachment

OPERATOR STATION

A
B
M



FRONT VIEW

RADIATOR
GUARD

NOTE	REF NO	PART NUMBER	QTY	PART NAME	NOTE	REF NO	PART NUMBER	QTY	PART NAME
M	1	6I1598	1	CONDENSER					
	2	8T4196	4	BOLT					
	3	7X7729	4	WASHER					
	4	5S7382	4	BOLT					
	5	8T2561	8	WASHER					
	6	6N8744	4	MOUNT					
	7	6I0163	1	BRACKET					
	8	6I0162	1	BRACKET					

M-METRIC PART

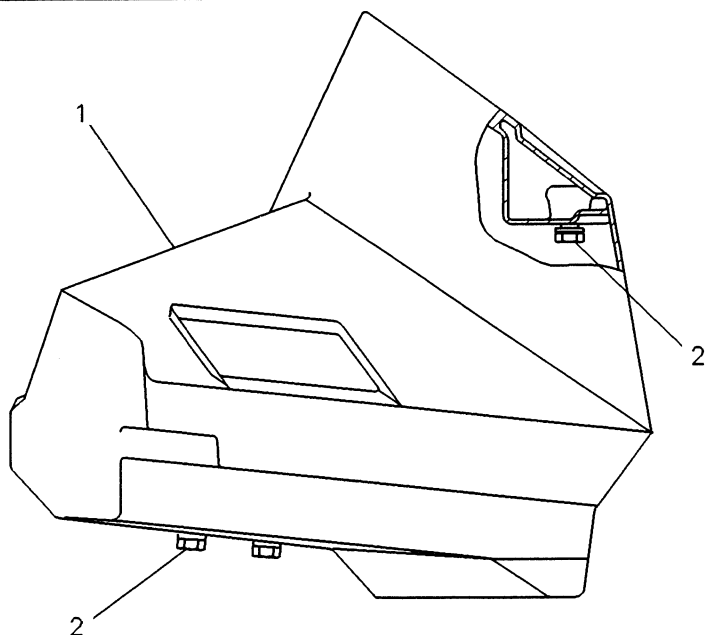
F-547401 EP

37

1805

6I0161 CONDENSER & MOUNTING GP
Part Of 1066442 Air Conditioner Ar
An Attachment

OPERATOR STATION



RIGHT SIDE VIEW

NOTE	REF NO	PART NUMBER	QTY	PART NAME
	1	1060623	1	DASH
		6V2491	4	RIVET-POP
M	2	8T4201	8	BOLT-LOCKING
		8T4896	8	WASHER-HARD

M-METRIC PART

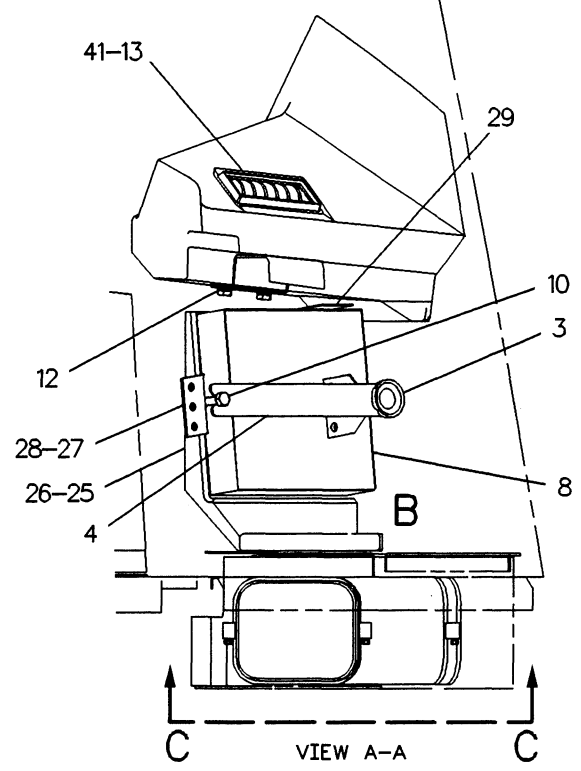
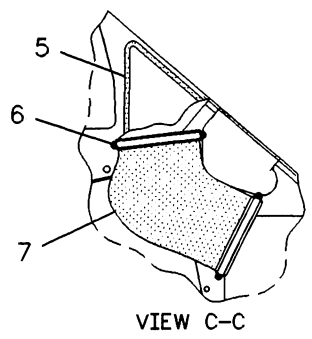
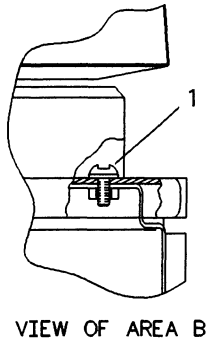
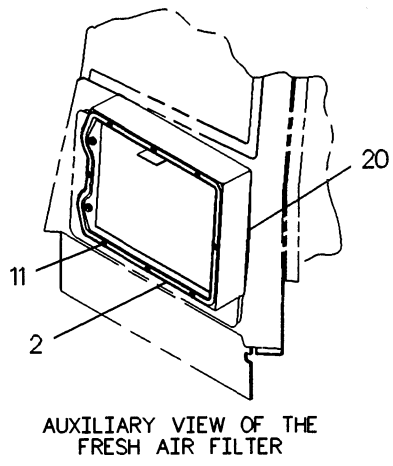
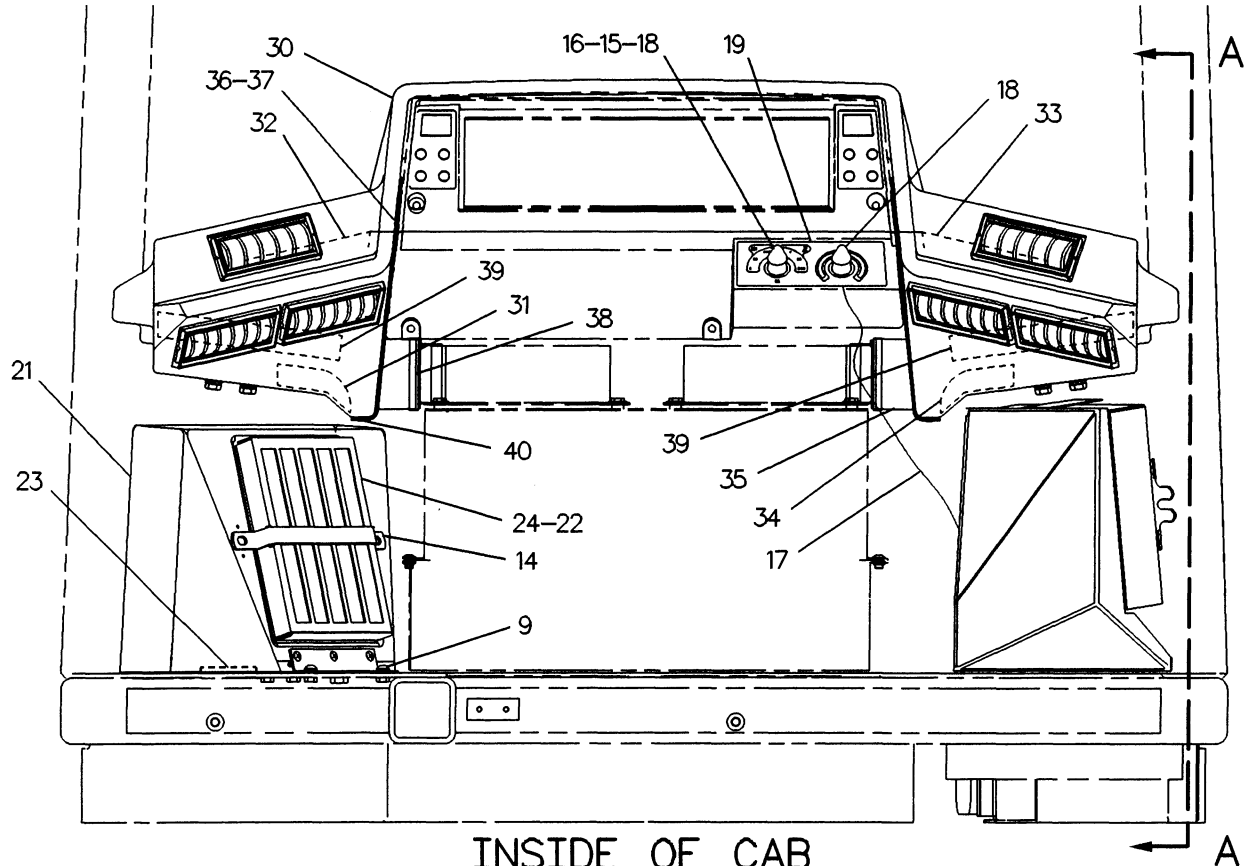
F-551620 EP

7314

1060621 DASH GP
Part Of 1231150 Canopy An
An Attachment

MEMORANDA

OPERATOR STATION



F-598969 CP

7337

9C8240 DUCT & CONTROL GP
Part Of 1231130 Cab Ar

OPERATOR STATION

NOTE	REF NO	PART NUMBER	QTY	PART NAME	NOTE	REF NO	PART NUMBER	QTY	PART NAME
M	1	8T4205	2	WASHER-HARD (2MM THK)					
		9X2044	2	SCREW-TRUSS HEAD (M6X1X16 MM)					
	2	8R9639	1	SEAL					
	3	4E2847	1	KNOB					
	4	8R9684	1	RETAINER					
	5	8R9637	1	SEAL					
	6	9M7959	4	CLAMP					
B	7	8R9624	1	HOSE					
	8	9X3352	1	FILTER-AIR					
M	9	9X2043	2	SCREW-TRUSS HEAD (M6X1X14 MM)					
M	10	8T6466	1	BOLT (M10X1.50X60MM)					
M		8T4133	1	NUT (M10X1.50 THD)					
	11	6V2491	8	RIVET-POP					
	12	8T4896	8	WASHER-HARD (2.5MM THK)					
M		8T4201	8	BOLT-LOCKING (M10X1.5X20MM)					
C	13	8Y6388	10	LOUVER AS					
	14	4E5911	1	COVER AS					
		2R2376	2	WASHER					
		7K4199	2	THUMBSCREW					
	15	2P4339	1	NUT-JAM (7/16-20 THD)					
	16	6P3236	1	SWITCH AS-ROTARY (SEVEN POSITION- FAN SPEED)					
		6V8362	5	SCREW-MACHINE (8-32X7.94MM)					
		9B7233	5	LOCKWASHER (NO.8)					
C	17	1171859	1	CABLE AS					
	18	2V0099	2	KNOB					
	19	7X0850	1	FILM					
	20	7X6041	1	FILTER-AIR					
	21	4E5910	1	RETAINER AS					
		6V2491	3	RIVET-POP					
		7K4201	2	NUT-SPEED					
		8R9625	1	BRACKET					
		9N1995	4	RIVET-POP					
	22	3E0411	1	FILTER-AIR					
	23	8R9638	1	SEAL					
	24	3E0410	1	FILTER-AIR					
	25	8R9627	1	HOUSING AS					
	26	8R9626	1	BRACKET					
	27	8R9683	2	BRACKET AS (EACH INCLUDES)					
M		8T3490	1	NUT-WELD (M10X1.5-6H THD)					
	28	6V2491	8	RIVET-POP					
	29	4E3201	1	INSULATION					
C	30	1174659	1	DUCT AS-OUTPUT					
	31	4E1034	1	INSULATION					
	32	4E1033	1	INSULATION					
	33	4E1030	1	INSULATION					
	34	4E1032	1	INSULATION					
	35	4E0007	1	ADAPTER AS-RH					
		4E0010	1	SEAL					
	36	4E1038	2	SEAL					
	37	4E1037	2	COVER					
	38	4E0008	1	ADAPTER AS-LH					
		4E0009	1	SEAL					
	39	4E1031	2	INSULATION					
	40	6V2491	16	RIVET-POP					
C	41	1042091	20	SCREW-FLAT HEAD					

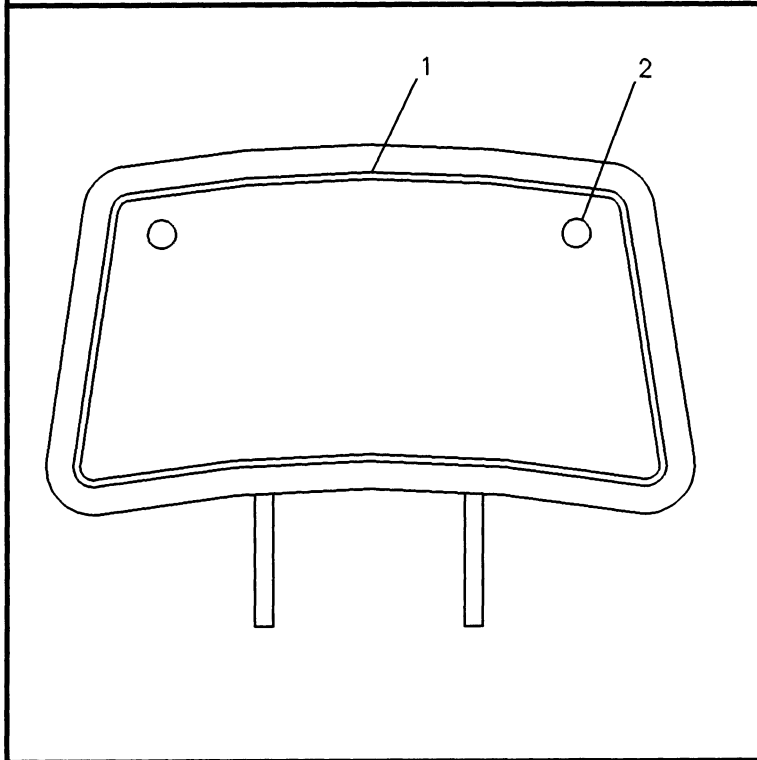
B-USE AS REQUIRED
 C-CHANGE FROM PREVIOUS TYPE
 M-METRIC PART

598970 CP

197337

9C8240 DUCT & CONTROL GP
 Part Of 1231130 Cab Ar

OPERATOR STATION



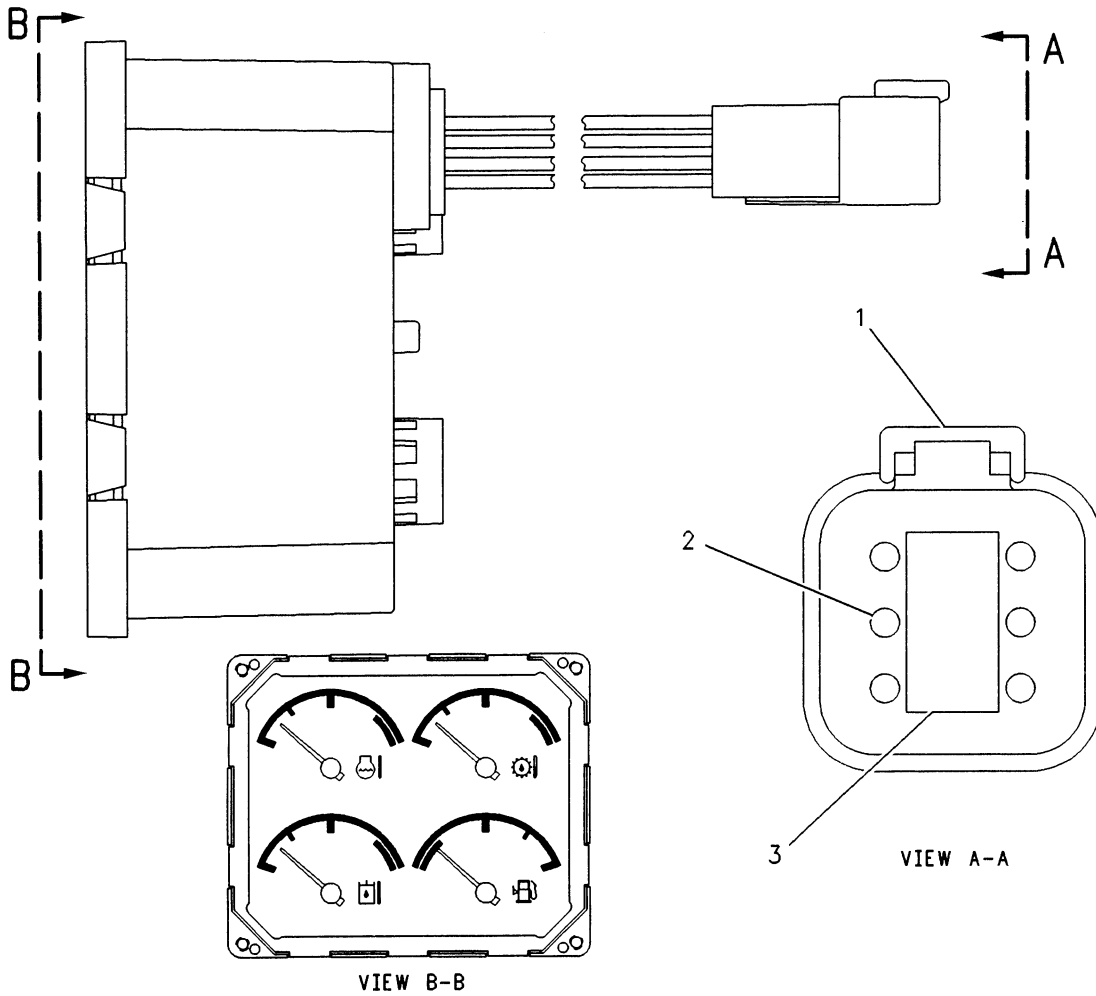
NOTE	REF NO	PART NUMBER	QTY	PART NAME
	1	8Y5877	1	PAN AS-EXTENSION
	2	8Y5947	2	FASTENER
		8Y5943	1	THE FOLLOWING REPAIR KIT IS AVAILABLE: KIT-CUSHION (INCLUDES CUSHION AS AND FASTENERS)

F-536001 EP

7312

8Y5874 EXTENSION GP-BACKREST
Part Of 8Y6918 Seat
An Attachment

OPERATOR STATION



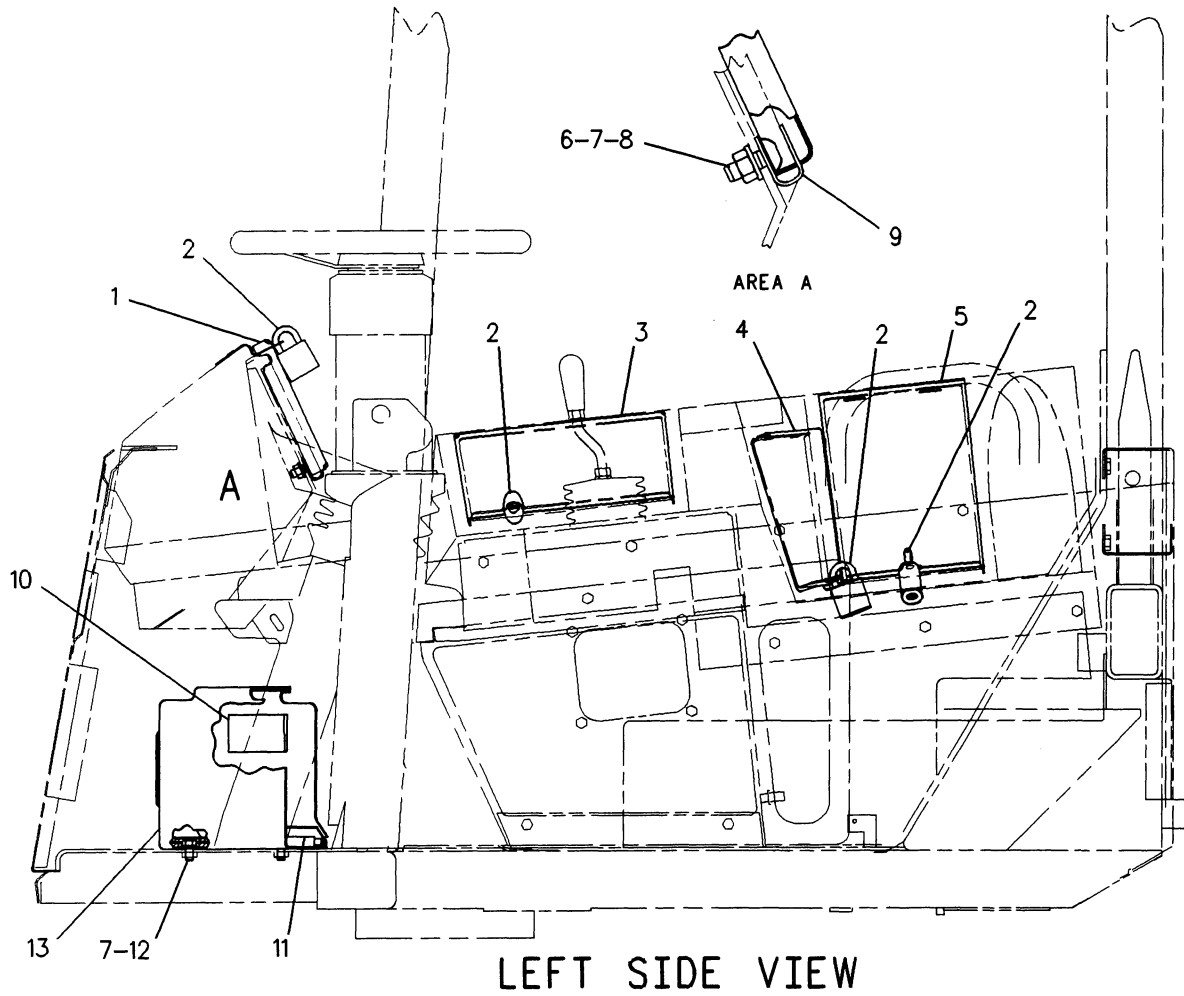
NOTE	REF NO	PART NUMBER	QTY	PART NAME	NOTE	REF NO	PART NUMBER	QTY	PART NAME
	1	1028805	1	KIT-RECEPTACLE (INCLUDES RECEPTACLE & WEDGE)					
	2	8T8729	6	PIN-CONNECTOR					
	3	3E3383	1	WEDGE-RECEPTACLE LOCK					

F-629878 CP

1901

1005895 GAUGE GP-QUAD MODULE
Part Of 1231132, 1231134 Panels-Instrument

OPERATOR STATION



NOTE	REF NO	PART NUMBER	QTY	PART NAME	NOTE	REF NO	PART NUMBER	QTY	PART NAME
	1	1058151	1	COVER					
	2	5P8502	4	PADLOCK GP (EACH INCLUDES)					
A		5P8500	2	KEY					
A		6V5874	1	COVER					
	3	1047183	1	COVER					
	4	1047180	1	COVER					
	5	1047177	1	COVER					
M	6	9X2040	2	SCREW-TRUSS HEAD					
	7	8T4121	4	WASHER (21MM OD)					
M	8	8T4133	2	NUT (M10X1.50 THD)					
	9	4E5335	1	BRACKET					
	10	4E5453	1	INSULATION					
	11	1058150	1	INSULATION					
M	12	8T4137	2	BOLT (M10X1.50X20MM)					
	13	4E5334	1	HOLDER AS					

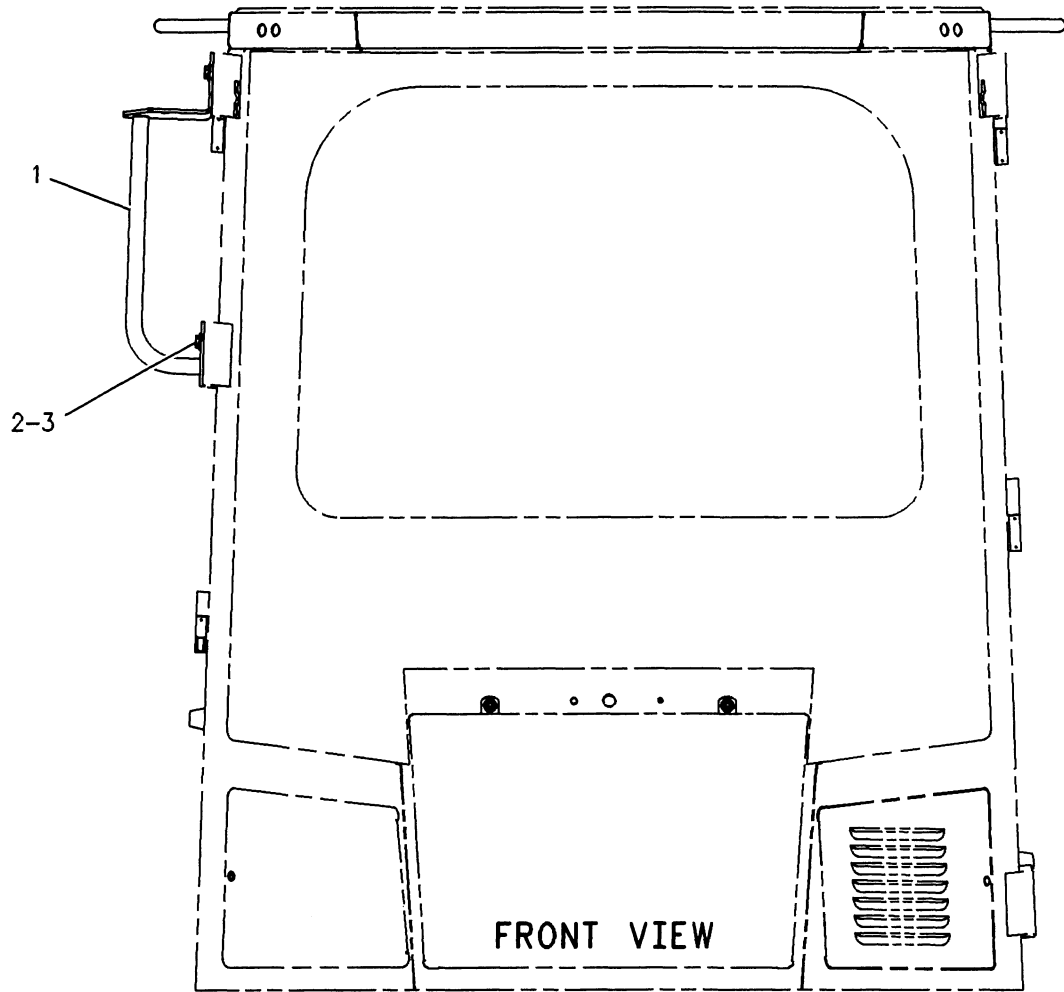
A-NOT PART OF THIS GROUP
M-METRIC PART

F-559700 EP

7315

1047174 GUARD GP-VANDALISM
Part Of 1231150 Canopy Ar
An Attachment

OPERATOR STATION



NOTE	REF NO	PART NUMBER	QTY	PART NAME	NOTE	REF NO	PART NUMBER	QTY	PART NAME
M	1	9U4110	1	HANDLE AS-RH					
	2	8T4136	4	BOLT (M10X1.50X25MM)					
	3	7X0772	4	WASHER-HARD					

M-METRIC PART

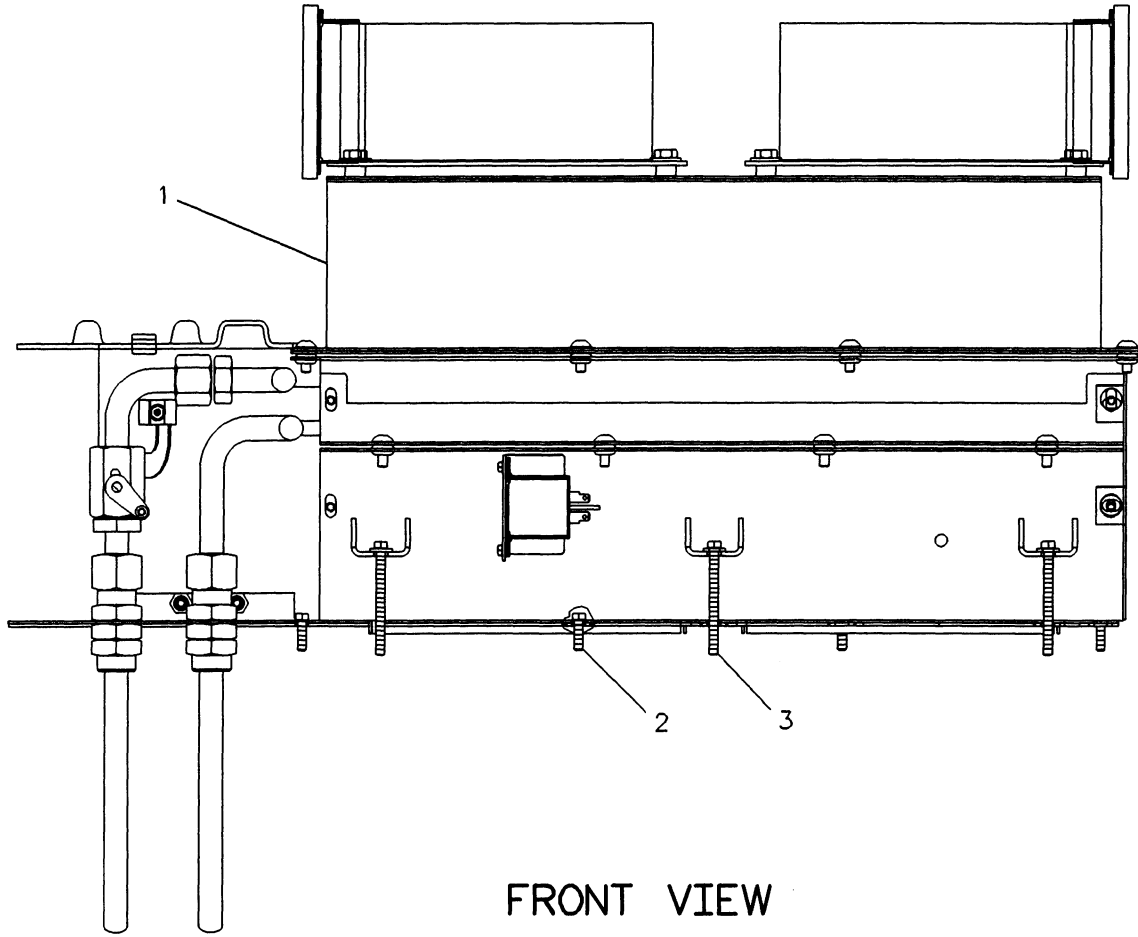
F-581934 EP

7256

1168743 HANDHOLD GP

Part Of 1213065 Operator Ar, 1231145 Operator Ar-Open ROPS

OPERATOR STATION



FRONT VIEW

NOTE	REF NO	PART NUMBER	QTY	PART NAME	NOTE	REF NO	PART NUMBER	QTY	PART NAME
Y	1	1003965	1	HEATER GP-CAB					
M	2	8T4138	4	BOLT (M6X1.OX20MM)					
M	3	8T3844	3	BOLT (M6X1.OX70MM)					
		8T4205	3	WASHER-HARD (2MM THK)					

M-METRIC PART
Y-SEPARATE ILLUSTRATION

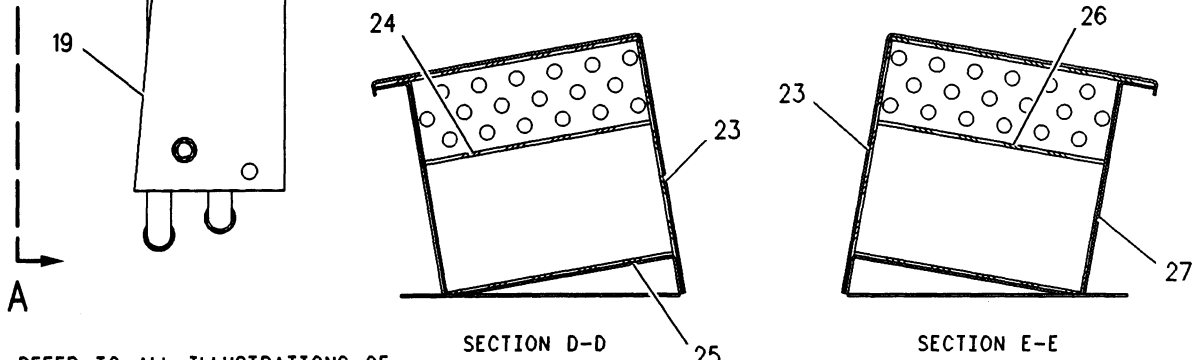
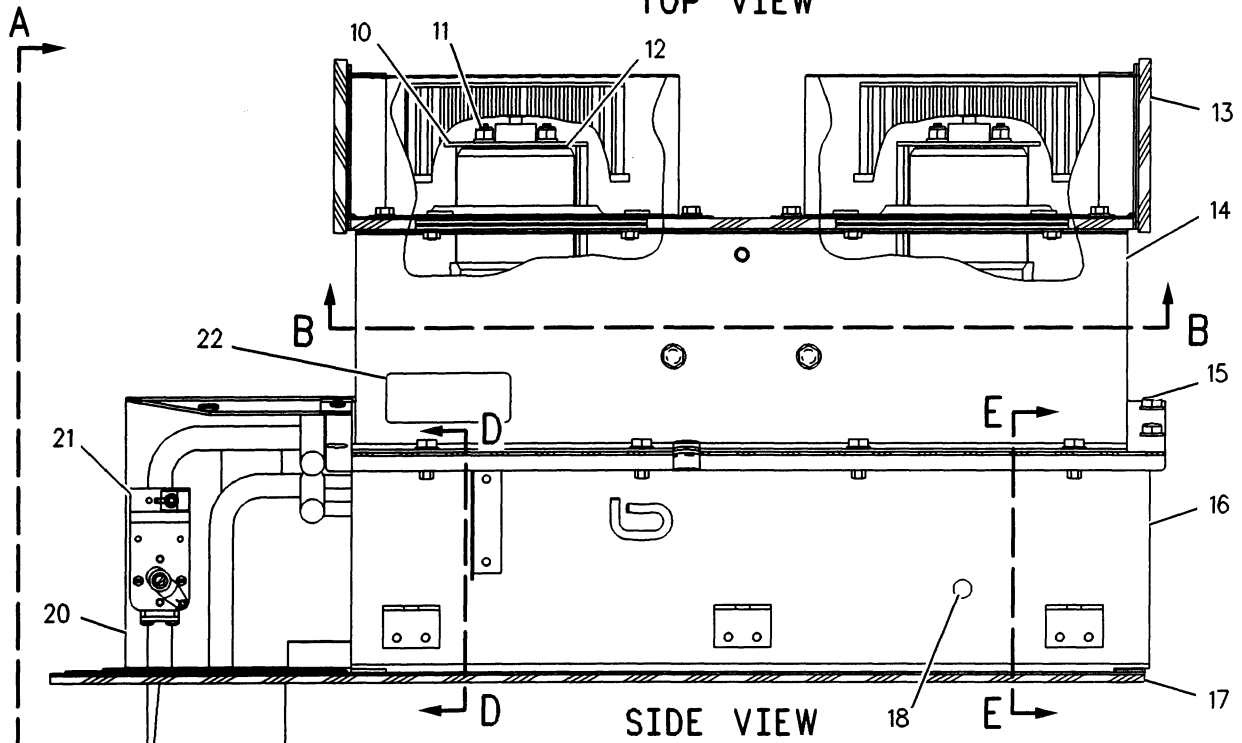
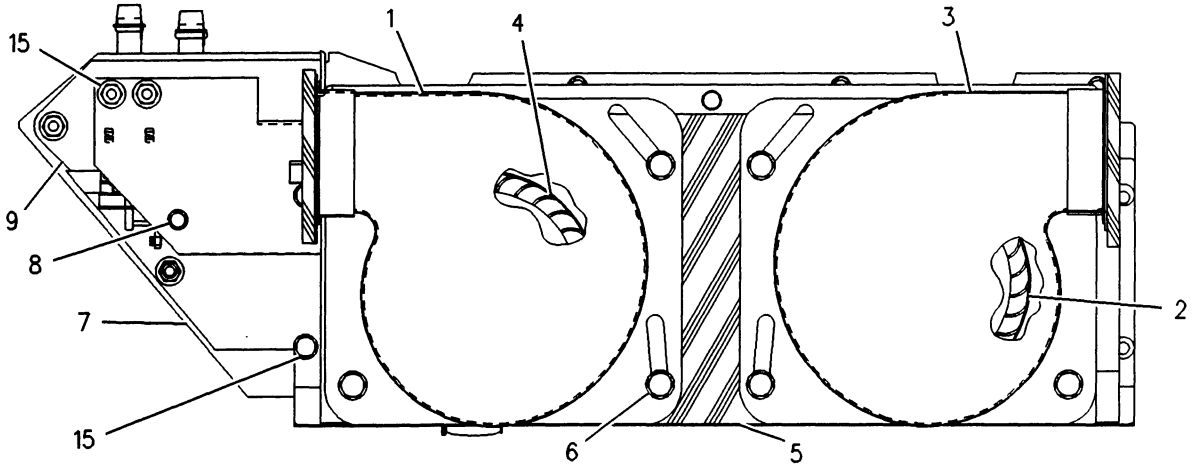
F-549212 EP

7304

9C8239 HEATER GP-CAB
1003965-Page 298
Part Of 1231130 Cab Ar

MEMORANDA

OPERATOR STATION



REFER TO ALL ILLUSTRATIONS OF THIS GROUP FOR AUXILIARY VIEWS

F-628928 CP

7304

1003965 HEATER GP-CAB-PART 1 OF 2
Part Of 9C8239 Heater-Cab, 1067281 Air Conditioner

OPERATOR STATION

NOTE	REF NO	PART NUMBER	QTY	PART NAME	NOTE	REF NO	PART NUMBER	QTY	PART NAME
	1	7X6024	1	HOUSING AS					
	2	1185194	1	WHEEL-BLOWER					
	3	7X6026	1	HOUSING AS					
	4	1185195	1	WHEEL-BLOWER					
M	5	7X6005	1	GASKET					
	6	8T4189	6	BOLT (M8X1.25X20MM)					
		5P4116	6	WASHER (2MM THK)					
	7	1O18775	1	PLATE					
	8	3K8785	1	GROMMET					
	9	1O62475	1	COVER AS					
M		6V9632	1	NUT-WELD (M6X1 THD)					
	10	9G1182	2	BRACKET					
	11	4B4274	4	WASHER					
		1M1230	4	NUT & LOCK AS					
	12	4D6624	2	WASHER-RUBBER					
	13	7X6007	2	GASKET					
	14	7X1976	1	DUCT AS					
M	15	6V7357	16	BOLT (M6X1.0X25MM)					
		8T4205	16	WASHER-HARD (2MM THK)					
M	16	7X6001	1	CASE AS					
		6V9632	2	NUT-WELD (M6X1 THD)					
		7T1099	1	LINK					
	17	7X6002	1	GASKET					
	18	7L6479	1	PLUG-BUTTON					
	19	1O18771	1	SUPPORT AS					
	20	1143905	1	BRACKET					
	21	7X6010	1	VALVE AS-WATER					
		2M1444	1	SCREW-TAPPING					
		4B4863	4	WASHER (1.2MM THK)					
		8Y5737	1	CLIP (COMPRESSION)					
		1O20341	1	CLIP					
		1240312	4	SCREW-PAN HEAD					
	22	8C3756	1	FILM-IDENTIFICATION					
	23	7X6269	2	PLATE AS					
	24	7X6227	1	GASKET					
	25	7X6019	1	INSULATION					
	26	7X6017	1	GASKET					
	27	7X6020	1	INSULATION					

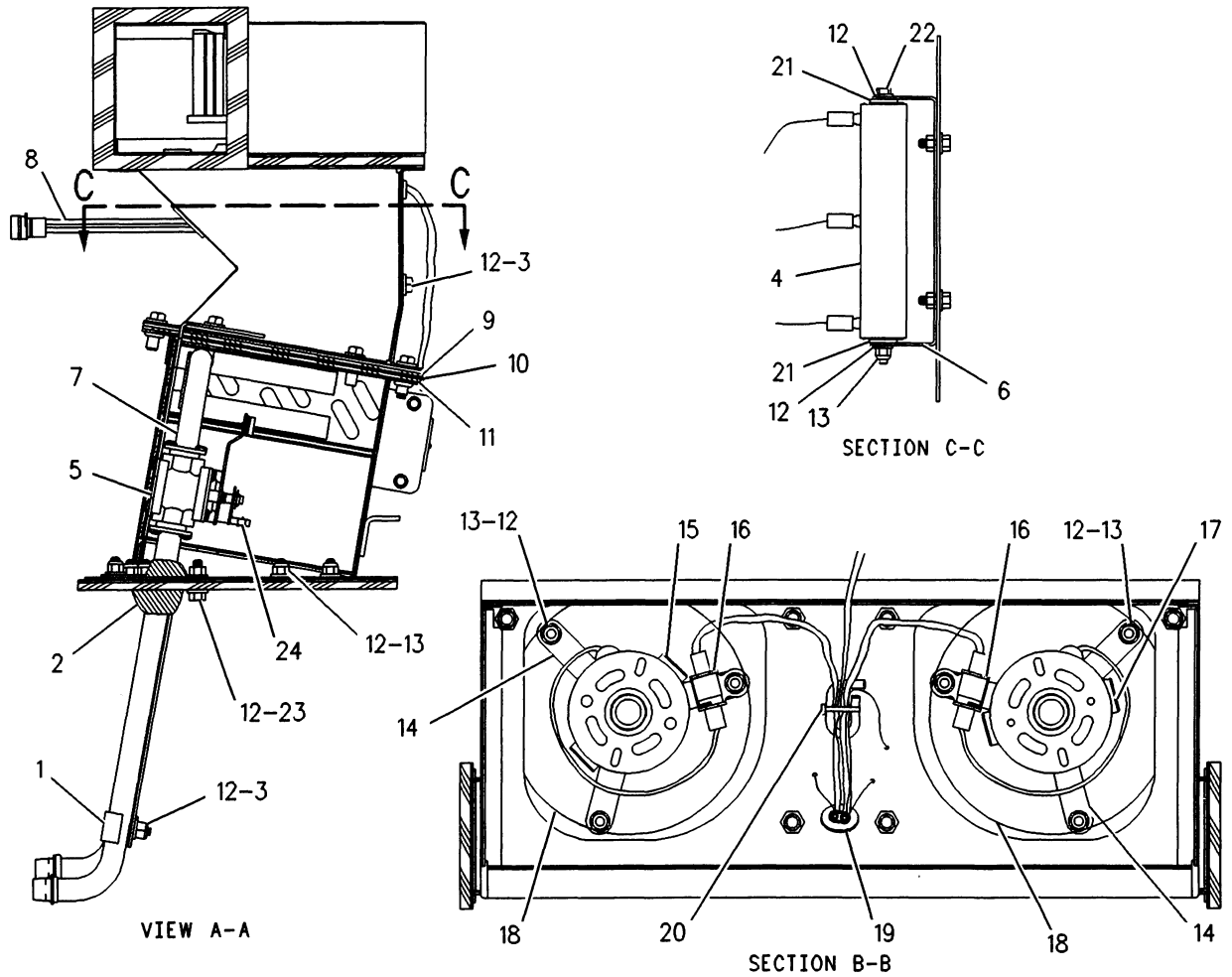
M-METRIC PART

671593 CP

7304

1003965 HEATER GP-CAB-PART 1 OF 2
Part Of 9C8239 Heater-Cab, 1067281 Air Conditioner

OPERATOR STATION



NOTE	REF NO	PART NUMBER	QTY	PART NAME	NOTE	REF NO	PART NUMBER	QTY	PART NAME
	1	1018773	1	CLAMP AS		17	9G8693	1	MOTOR AS
BD	2	5P7070		INSULATION-STRIP			7N7779	1	SOCKET
M	3	5C9553	3	BOLT (M6X1.0X16MM)			7N7780	1	PIN-CONNECTOR (BLADE)
	4	9G1950	1	RESISTOR			7N9738	1	HOUSING-RECEPTACLE
	5	5V1474	4	SCREW-FORMING			9G0398	1	KIT-MOTOR BRUSH
M	6	7X6021	1	BRACKET AS		18	1326534	2	PLATE-ORIFICE
	7	6V9632	2	NUT-WELD (M6X1 THD)		19	5P8440	1	GROMMET
	8	7X6009	1	COIL AS-HEATER		20	3S2093	1	STRAP-CABLE (1.75IN DIA)
	9	4M6582	1	SEAL-O-RING (15.88MM ID)		21	6V1668	2	WASHER (3MM THK)
	10	7X6015	1	HARNESS AS	M	22	7X0490	1	BOLT
	11	7X6003	1	GASKET	M	23	8T4138	2	BOLT (M6X1.0X20MM)
	12	7X6008	1	COVER AS		24	8Y5737	1	CLIP (COMPRESSION)
	13	7X6004	1	GASKET					
	14	8T4205	19	WASHER-HARD (2MM THK)					
	15	1293178	13	LOCKNUT (M6X1.0 THD)					
	16	2G0415	2	BRACKET					
		9G8697	1	MOTOR AS					
		7N7779	1	SOCKET					
		7N7780	1	PIN-CONNECTOR (BLADE)					
		7N9737	1	HOUSING-PLUG					
		9G0398	1	KIT-MOTOR BRUSH					
		9G9150	2	CLIP (TAB)					

B-USE AS REQUIRED
D-ORDER BY THE METER
M-METRIC PART

F-683941 P

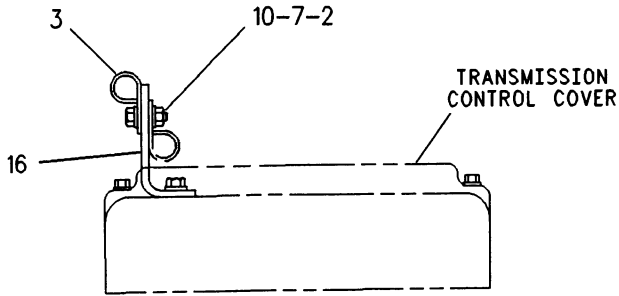
7304

1003965 HEATER GP-CAB-PART 2 OF 2
Part Of 9C8239 Heater-Cab, 1067281 Air Conditioner

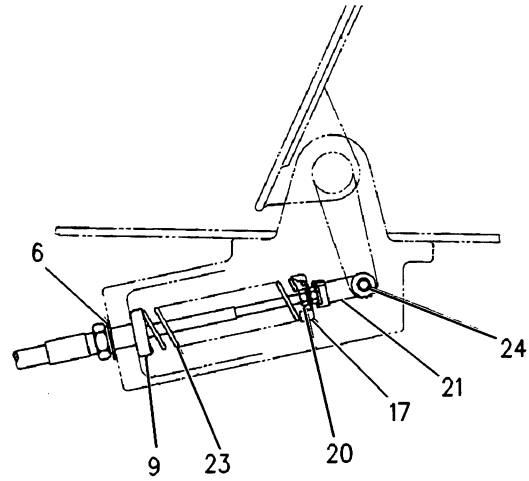
MEMORANDA

1265

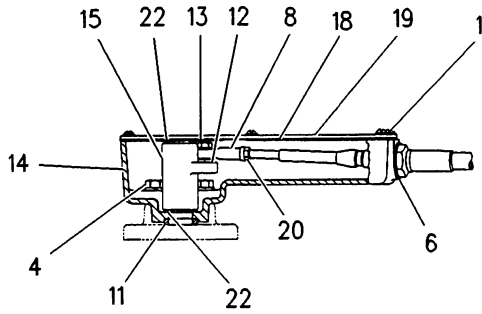
OPERATOR STATION



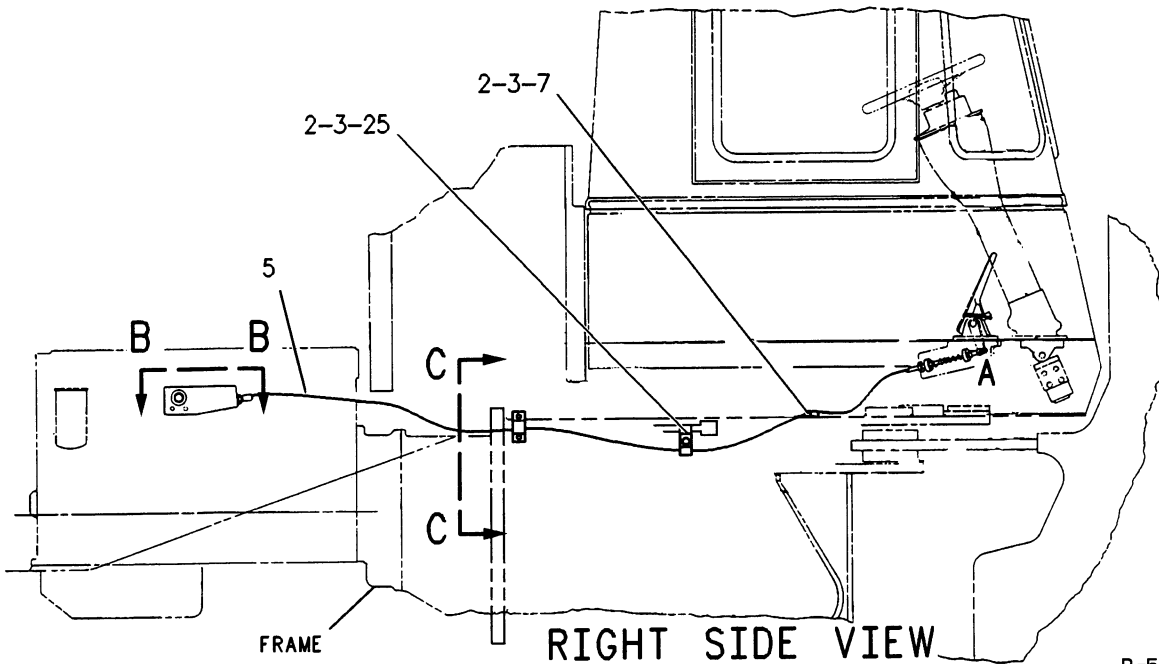
VIEW C-C



VIEW OF AREA A



SECTION B-B



RIGHT SIDE VIEW

R-576643 EP

1265

4E8692 INSTALLATION GP-GOV CONTROL

Part Of 1213065 Operator Ar, 1231145 Operator Ar-Open ROPS

OPERATOR STATION

NOTE	REF NO	PART NUMBER	QTY	PART NAME	NOTE	REF NO	PART NUMBER	QTY	PART NAME
	1	1S7446	6	SCREW-MACHINE (8-32 THD)					
		1H4393	6	LOCKWASHER					
	2	8T4896	4	WASHER-HARD (18.5MM)OD					
	3	8M2770	3	CLIP (12.7 MM ID)					
	4	344160	2	BOLT-LOCKING (5/16-18X1.0)					
		8T4224	2	WASHER-HARD (2MM THK)					
	5	9X0391	1	CABLE AS					
	6	1V6341	2	SEAL (30.15MM OD)					
	7	6V8801	2	NUT (3MM THK)					
	8	6L7751	1	ROD END (INT THD)					
	9	8R3675	2	GUIDE					
	10	4L6454	1	BOLT (3/8-16 X 1.0IN)					
	11	8V1623	1	SEAL					
	12	8T4205	1	WASHER-HARD (2MM THK)					
	13	4M5281	1	BOLT (1/4-20X.750IN)					
	14	8V1622	1	HOUSING					
	15	8V1624	1	LEVER					
	16	2S1865	1	BRACKET					
	17	8R3674	1	GUIDE					
	18	8V1625	1	GASKET					
	19	8V1626	1	COVER					
	20	6V8187	3	NUT (1/4-28 THD)					
	21	5P6438	1	END-YOKE ROD					
	22	2V7859	2	BEARING					
	23	8J5839	1	SPRING					
	24	8T8932	1	PIN AS-SPRING					
	25	5M3062	1	BOLT (3/8-16X.750IN)					

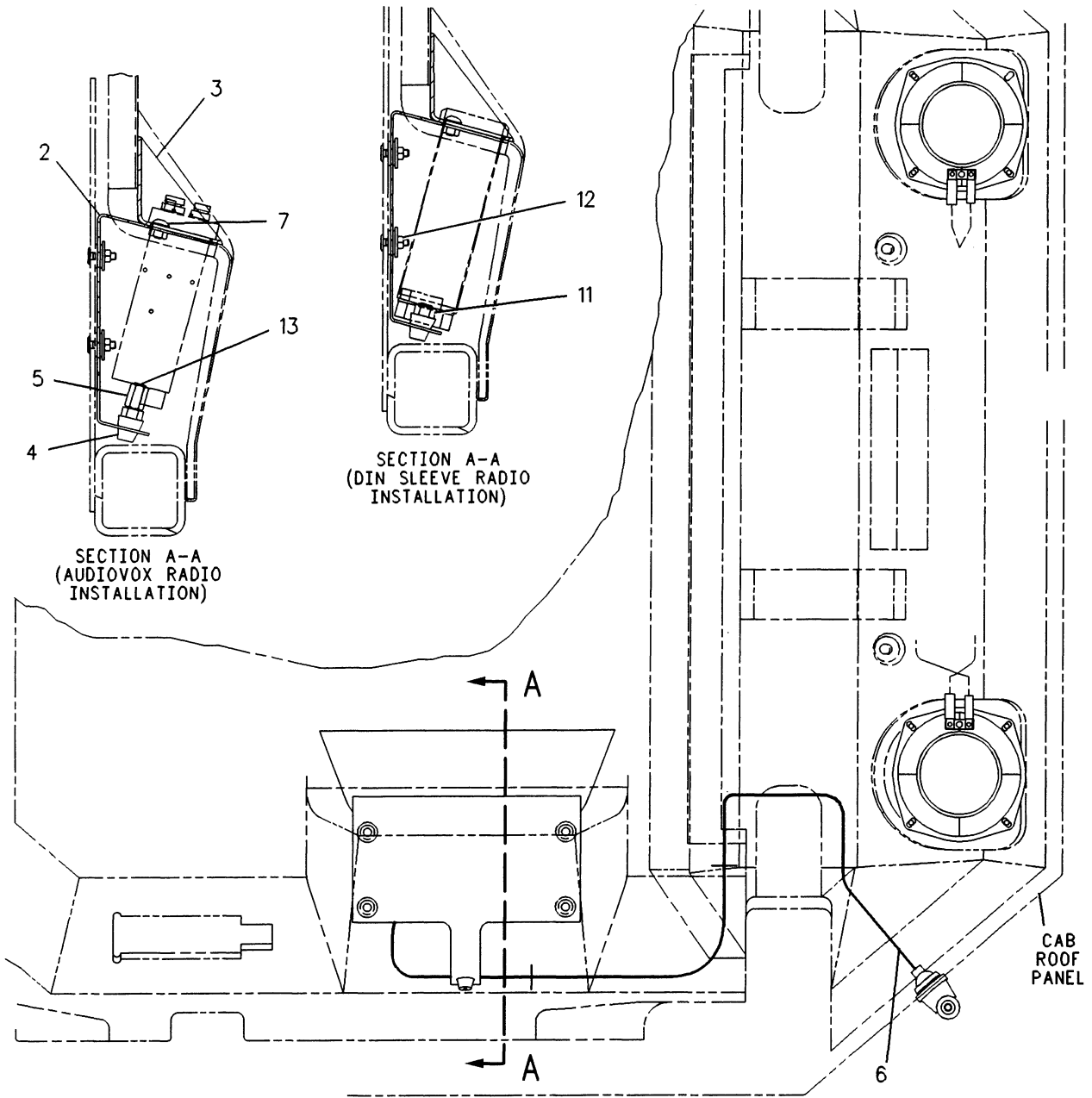
564887 EP

1265

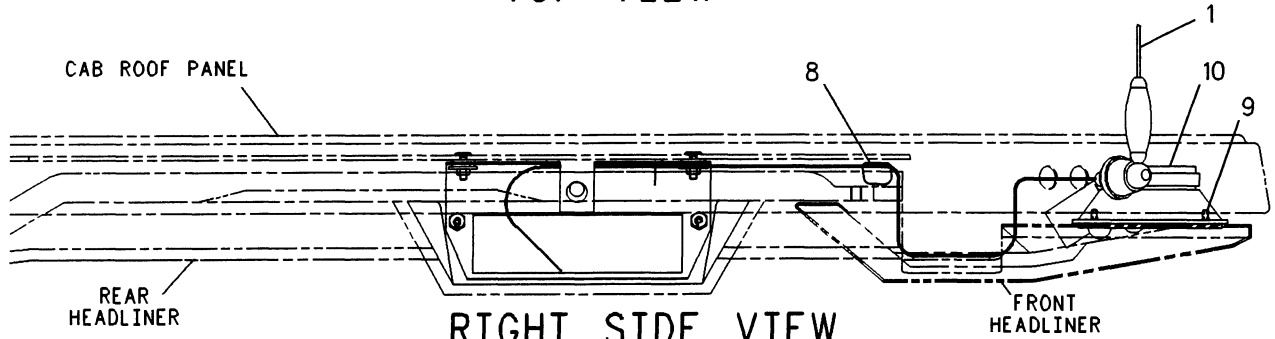
4E8692 INSTALLATION GP-GOV CONTROL

Part Of 1213065 Operator Ar, 1231145 Operator Ar-Open ROPS

OPERATOR STATION



TOP VIEW



RIGHT SIDE VIEW

F-625817 CP

7338

1012497 INSTALLATION GP-RADIO
Part Of 1231130 Cab Ar

OPERATOR STATION

NOTE	REF NO	PART NUMBER	QTY	PART NAME	NOTE	REF NO	PART NUMBER	QTY	PART NAME
	1	9W3072	1	ANTENNA AS					
M	2	8R9038	1	BRACKET AS					
		6V9632	2	NUT-WELD (M6X1 THD)					
	3	4E1391	1	COVER-RADIO					
	4	4E1411	1	BUSHING-TERMINAL					
	5	4E1392	1	EXTENSION					
M	6	1012640	1	CABLE AS-COAXIAL					
	7	9X2044	2	SCREW-TRUSS HEAD (M6X1X16MM)					
	8	3S2093	2	STRAP-CABLE (1.75IN DIA)					
	9	6V2687	8	SCREW-PAN HEAD (10-24X1IN)					
	10	6T7695	2	SPEAKER AS-RADIO					
	11	4E2675	1	BOLT					
M	12	5P8524	4	GROMMET					
		8T4134	4	NUT (M6X1 THD)					
		6V7646	4	WASHER-HARD (2MM THK)					
	13	4E2674	1	BOLT					

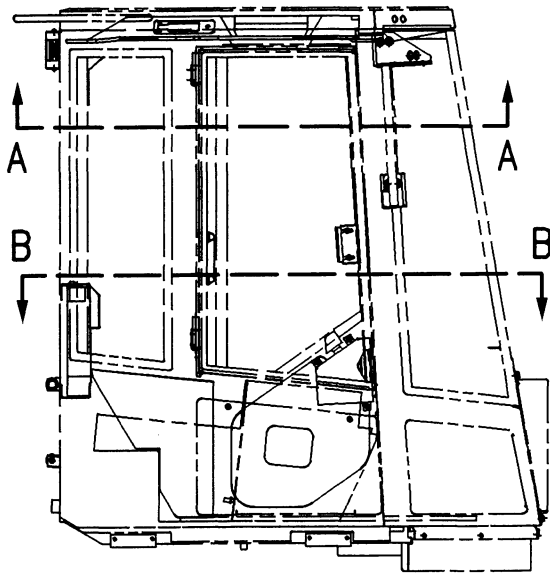
M-METRIC PART

625818 CP

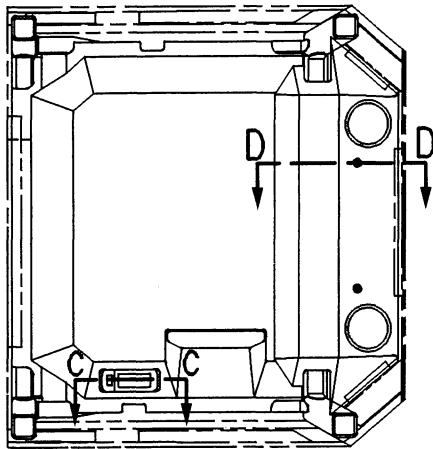
7338

1012497 INSTALLATION GP-RADIO
Part Of 1231130 Cab Ar

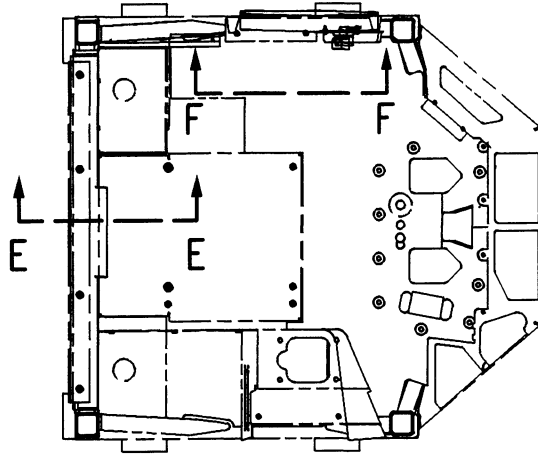
OPERATOR STATION



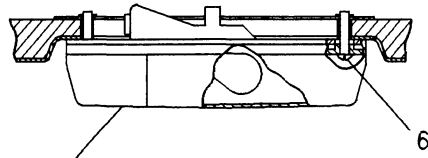
RIGHT SIDE VIEW



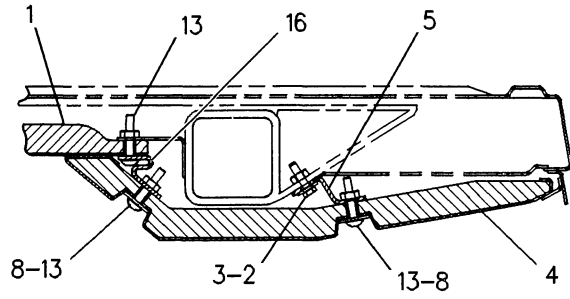
VIEW A-A



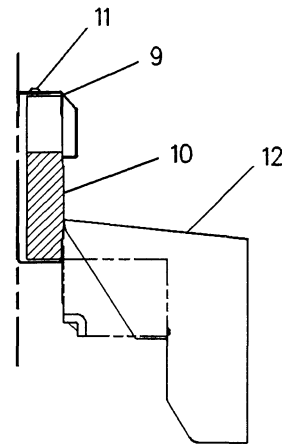
VIEW B-B



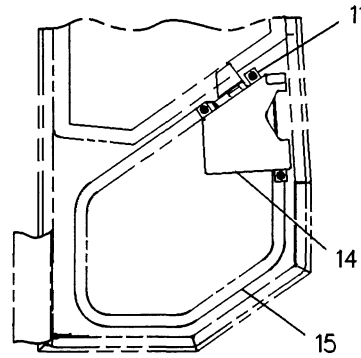
SECTION C-C



SECTION D-D



SECTION E-E



VIEW F-F

F-559193 EP

7329

9U2281 LINER GP-OPERATOR COMPARTMENT
Part Of 1231130 Cab Ar

OPERATOR STATION

NOTE	REF NO	PART NUMBER	QTY	PART NAME	NOTE	REF NO	PART NUMBER	QTY	PART NAME
	1	9U4737	1	HEADLINER AS					
	2	9X2038	2	WASHER					
M	3	6V8490	2	BOLT (M6X1X25)					
	4	9U4738	1	HEADLINER AS					
	5	8R9037	1	BRACKET AS					
M	6	6V9632	2	NUT-WELD (M6X1 THD)					
	7	4B1240	3	SCREW-MACHINE					
	7	6T4864	1	LAMP GP-DOME					
		4S1988	1	TERMINAL					
		5P4571	1	TERMINAL (BLADE)					
		7N9943	1	LAMP-MINIATURE					
		7T0020	1	LENS					
	8	1012867	4	WASHER-HARD					
	9	9U1522	1	COVER AS					
	10	9U2508	1	INSULATION					
M	11	9X2045	7	SCREW-TRUSS HEAD					
	12	9U2597	1	PANEL AS					
M	13	9X2046	7	SCREW-TRUSS HEAD					
	14	9U3484	1	COVER AS					
M		6V9632	2	NUT-WELD (M6X1 THD)					
	15	9U3448	1	INSULATION					
	16	1078522	1	BRACKET AS					
M		6V9632	2	NUT-WELD (M6X1 THD)					

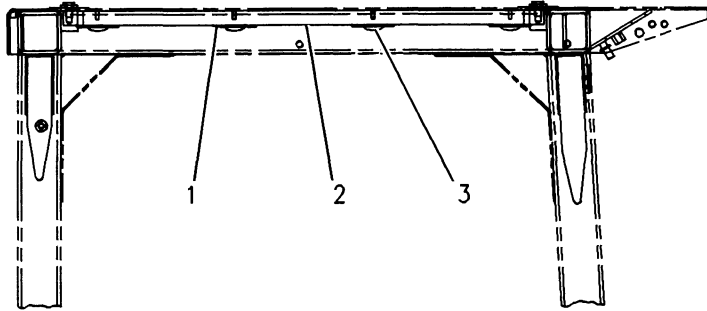
M-METRIC PART

559194 EP

7329

9U2281 LINER GP-OPERATOR COMPARTMENT
Part Of 1231130 Cab Ar

OPERATOR STATION



RIGHT SIDE VIEW

NOTE	REF NO	PART NUMBER	QTY	PART NAME
	1	3W6541	14	WASHER
	2	4E0944	1	INSULATION
	3	4E0945	14	BUTTON

F-577715 EP

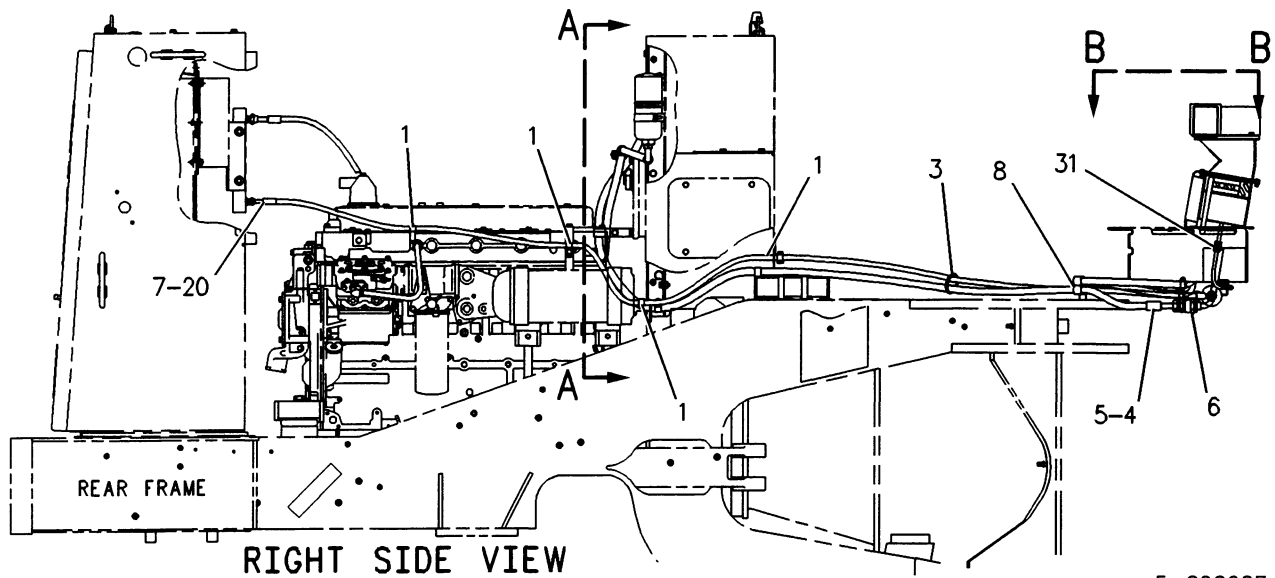
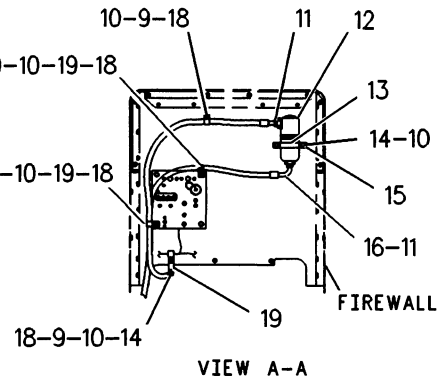
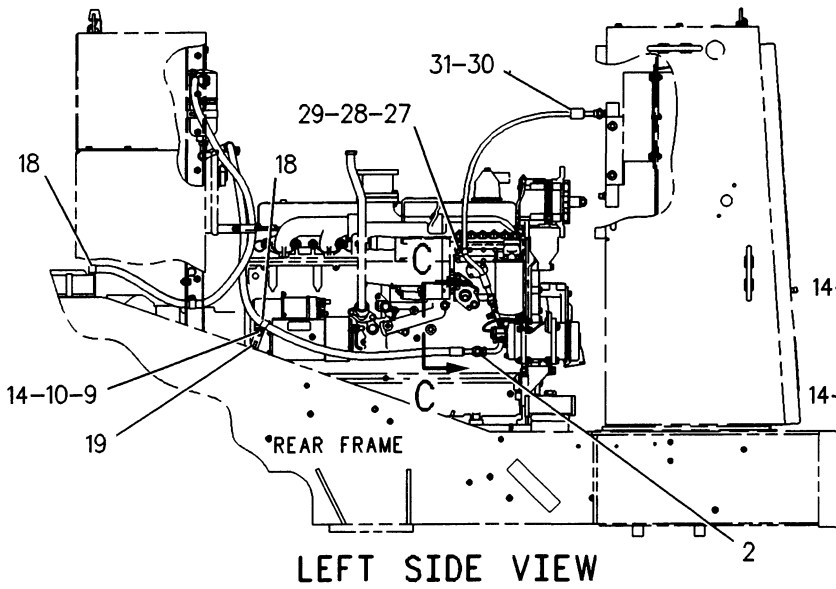
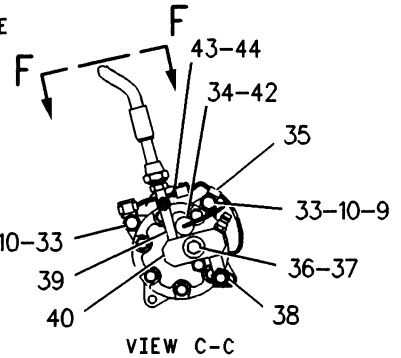
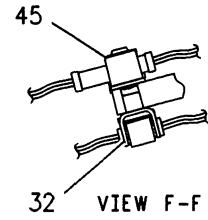
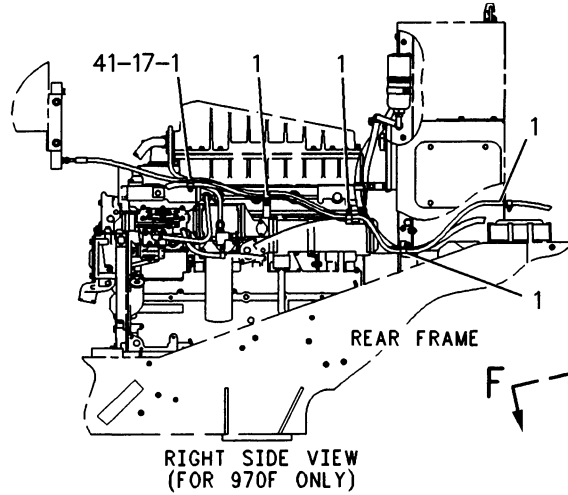
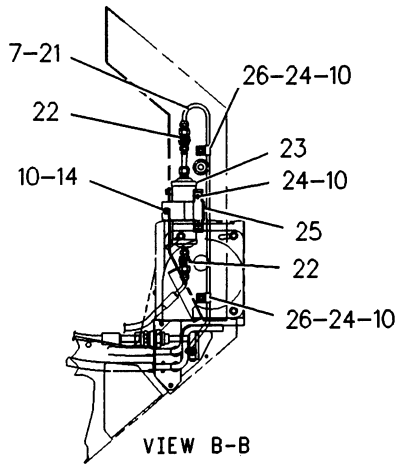
7329

9U4400 LINER GP-OPERATOR COMPARTMENT

Part Of 1231150 Canopy Ar
An Attachment

MEMORANDA

OPERATOR STATION



F-683237 P

OPERATOR STATION

NOTE	REF NO	PART NUMBER	QTY	PART NAME	NOTE	REF NO	PART NUMBER	QTY	PART NAME
	1	9M8406	9	CLIP (15.8MM ID)					
	2	9X7382	1	SEAL-O-RING (17.7MM ID)					
	3	7K1181	1	STRAP-CABLE (4.00 IN DIA.)					
I	4	1063472	1	HOSE AS					
	5	9X7384	1	SEAL-O-RING (26.70MM ID)					
	6	5P3929	1	COUPLING-SEALING					
	7	9X7380	3	SEAL-O-RING (7.65MM ID)					
	8	6D1641	2	CLIP (25.0MM ID)					
M	9	8T4133	7	NUT (M10X1.50 THD)					
	10	8T4121	20	WASHER (21MM OD)					
	11	9X7383	2	SEAL-O-RING (14MM ID)					
	12	1018789	1	ACCUMULATOR-AIR CONDITIONER					
D	13	5P5923	1	SEAL (.3M)					
M	14	8T4137	7	BOLT (M10X1.50X20MM)					
	15	8R3393	1	STRAP					
I	16	1135946	1	HOSE AS					
	17	7X0288	1	BOLT (3/8-16X1.625IN)					
	18	3S8665	5	CLIP (22.22MM ID)					
	19	3V0778	4	BRACKET					
I	20	1063474	1	HOSE AS					
	21	1063477	1	TUBE AS					
	22	1036100	2	COUPLER-QUICK					
	23	3E3535	1	DRYER					
M	24	8T4191	4	BOLT (M10X1.50X16MM)					
M	25	1063481	1	CLAMP AS					
		8T3490	1	NUT-WELD (M10X1.5-6H THD)					
	26	5P9297	2	CLIP (9.52MM DIA)					
	27	8T9368	1	BOLT (1/4-20X2.25IN)					
	28	5P4115	1	WASHER (2MM THK)					
	29	8M2773	1	CLIP (17.5MM ID)					
I	30	8R6555	1	HOSE AS					
	31	9X7381	3	SEAL-O-RING (10.82MM ID)					
	32	9G9150	1	CLIP (TAB)					
M	33	8T4186	2	BOLT (M10X1.50X40MM)					
	34	1145334	1	SWITCH AS-PRESSURE (PRESSURE-HIGH-LOW)					
		7N7779	1	SOCKET					
		7N7780	1	PIN-CONNECTOR (BLADE)					
		7N9737	1	HOUSING-PLUG					
M	35	8M2772	1	CLIP (6.35MM ID)					
	36	8T6466	1	BOLT (M10X1.50X60MM)					
	37	8T2561	1	WASHER (5MM THK)					
	38	3E4078	1	FITTING AS-AIR CONDITIONER					
		3E4051	1	CAP-SEAL					
		3E4057	1	VALVE AS-AIR CONDITIONER					
	39	3E4067	1	FITTING AS-COMPRESSOR					
		3E4052	1	CAP-SEAL					
		3E4058	1	VALVE AS-AIR CONDITIONER					
	40	1P6356	1	PLATE					
	41	4V6698	1	SPACER					
	42	9X7378	1	SEAL (8.92MM ID)					
	43	3T3048	1	CLIP AS (10.2MM ID)					
Y	44	1058827	1	SUPPRESSOR GP-ELECTRONIC					
	45	9U2277	1	CLIP AS					

D-ORDER BY THE METER
 I-SEE HOSE FABRICATION GUIDE
 M-METRIC PART
 Y-SEPARATE ILLUSTRATION

683238 CP

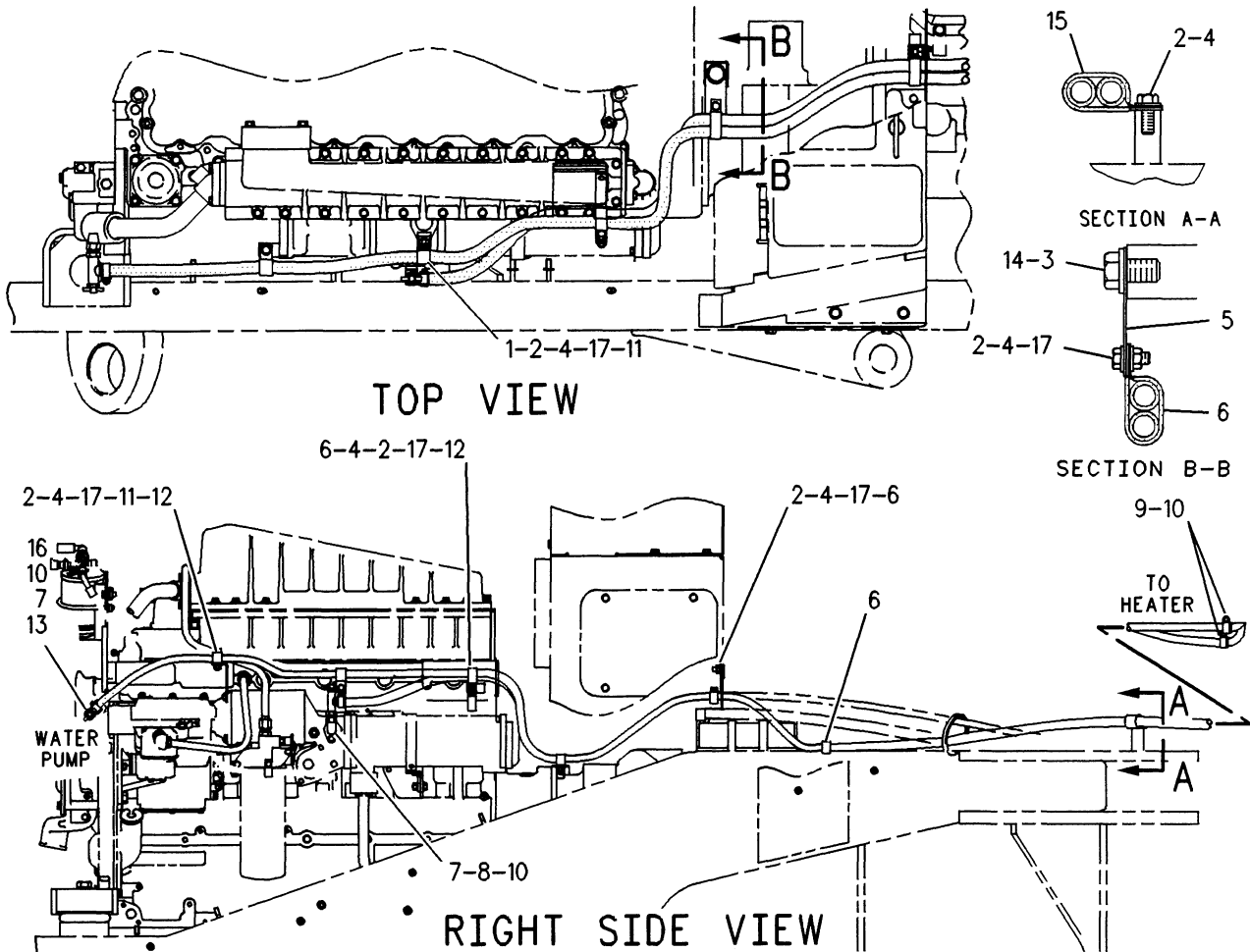
1808

1063470 LINES GP-AIR CONDITIONER

1058827-Page 116

Part Of 1066442 Air Conditioner Ar
 An Attachment

OPERATOR STATION



NOTE	REF NO	PART NUMBER	QTY	PART NAME	NOTE	REF NO	PART NUMBER	QTY	PART NAME
	1	3V0778	1	BRACKET					
	2	8T4896	11	WASHER-HARD (2.5MM THK)					
	3	8T4994	1	WASHER (3.5MM THK)					
	4	4L6454	6	BOLT (3/8-16 X 1.0IN)					
	5	7I3308	1	PLATE					
	6	6D4247	4	CLIP					
	7	8F8151	2	COCK-SHUTOFF					
	8	3B7255	1	BUSHING-TERMINAL					
		26453	1	ELBOW-PIPE (1/2-14 NPTF THD)					
BE	9	5P0767	1	HOSE					
	10	5D1026	4	CLAMP-HOSE					
	11	6D4636	2	CLIP (SLOT)					
	12	6N2283	2	BRACKET					
	13	6B4661	1	BUSHING-REDUCER					
	14	8T9397	1	BOLT (3/4-10X1.25IN)					
	15	6D1641	1	CLIP					
	16	32143	1	ELBOW					
	17	6V8801	5	NUT (3MM THK)					

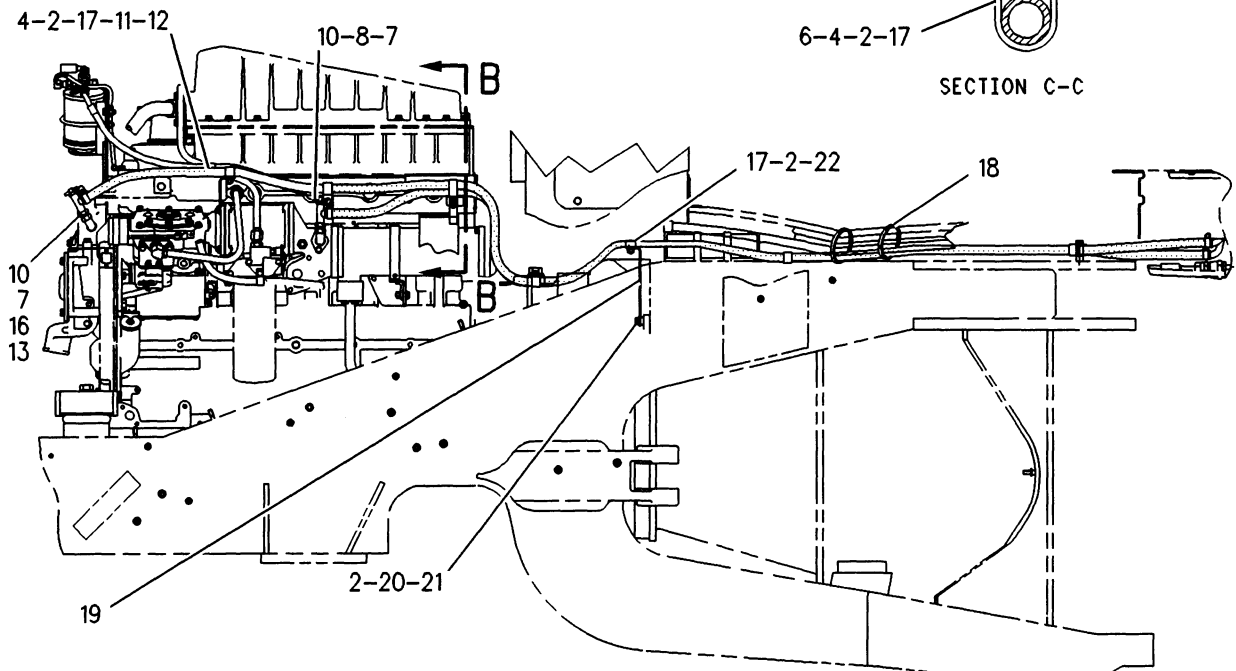
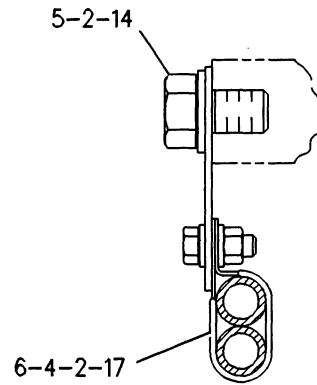
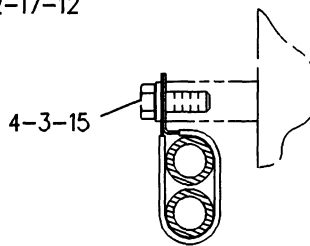
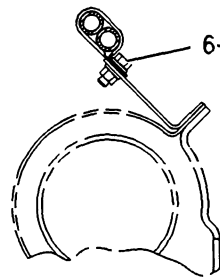
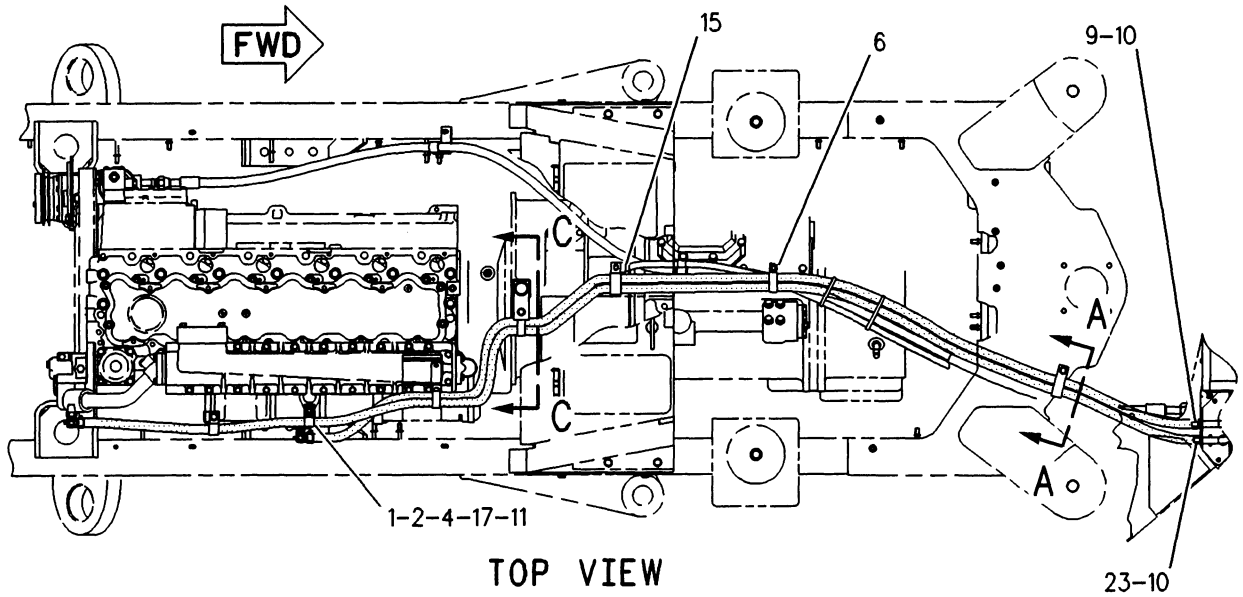
B-USE AS REQUIRED
E-ORDER BY THE CENTIMETER

F-570486 EP

7304

9U4785 LINES GP-HEATER
Type 1
Part Of 1190011 Chassis Ar

OPERATOR STATION



F-682777 CP

7304

9U4785 LINES GP-HEATER
Type 2
Part Of 1190011 Chassis Ar

OPERATOR STATION

NOTE	REF NO	PART NUMBER	QTY	PART NAME	NOTE	REF NO	PART NUMBER	QTY	PART NAME
	1	3V0778	1	BRACKET					
C	2	8T4896	13	WASHER-HARD (2.5MM THK)					
	3	8T4994	1	WASHER (3.5MM THK)					
C	4	4L6454	5	BOLT (3/8-16 X 1.0IN)					
	5	7I3308	1	PLATE					
C	6	6D4247	3	CLIP					
	7	8F8151	2	COCK-SHUTOFF					
	8	3B7255	1	BUSHING-TERMINAL					
		26453	1	ELBOW-PIPE (1/2-14 NPTF THD)					
E	9	5P0767		HOSE (260CM)					
	10	5D1026	4	CLAMP-HOSE					
	11	6D4636	2	CLIP (SLOT)					
	12	6N2283	2	BRACKET					
	13	6B4661	1	BUSHING-REDUCER					
	14	8T9397	1	BOLT (3/4-10X1.25IN)					
C	15	6D1641	2	CLIP					
	16	32143	1	ELBOW					
	17	6V8801	5	NUT (3MM THK)					
C	18	7K1181	2	STRAP-CABLE (4.00IN DIA)					
C	19	2V5687	1	BRACKET					
C	20	4L9337	1	BOLT (3/8-16X1.50IN)					
C	21	3P0011	1	SPACER (11.13MM THK)					
C	22	5S7379	1	BOLT (3/8-16X.875IN)					
E	23	5P0767		HOSE (328CM)					

C-CHANGE FROM PREVIOUS TYPE
E-ORDER BY THE CENTIMETER

684742 CP

7304

9U4785 LINES GP-HEATER
Type 2
Part Of 1190011 Chassis Ar

OPERATOR STATION

PAGE

1 6G8390 COVER GP-HYDRAULIC TANK CAP..... 246

6 5P8502 PADLOCK GP

1 5P8500 KEY

1 8Y6364 SLEEVE

551016 P

7315

713450 LOCK GP-VANDALISM
An Attachment

PAGE

1 9G9288 COVER GP-HYDRAULIC TANK CAP..... 246

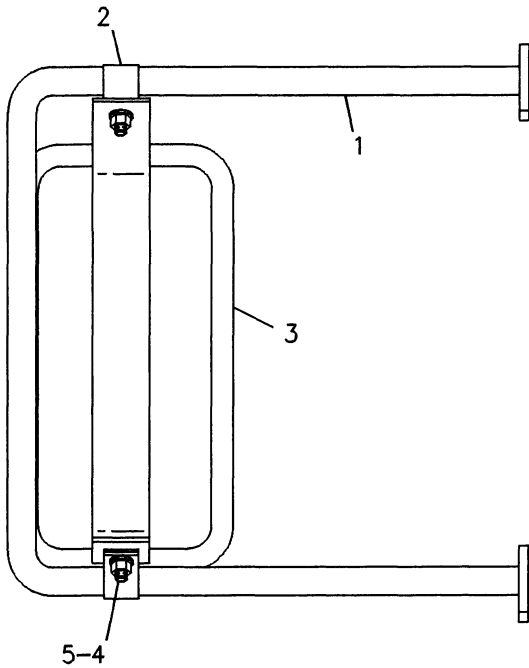
6 5P8502 PADLOCK

659713 P

7315

1373886 LOCK GP-VANDALISM
An Attachment

OPERATOR STATION



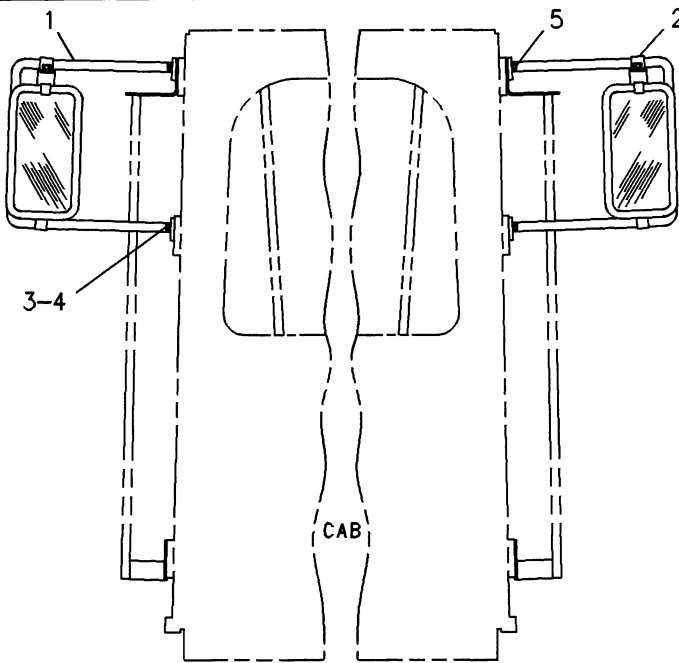
NOTE	REF NO	PART NUMBER	QTY	PART NAME
	1	6C1441	1	TUBE AS
	2	7J0728	2	CLIP (STRAIGHT)
		7J0729	2	CLIP (CURVED)
	3	5P6876	1	MIRROR
M	4	8T4195	2	BOLT (M10X1.50X30MM)
M		8T4133	2	NUT (M10X1.50 THD)
	5	8T4121	2	WASHER (21MM OD)

M-METRIC PART

F-560457 EP

7319

8R1924 MIRROR GP-RH
Part Of 8R1922 Mirror-Rear View
An Attachment



REAR VIEW

NOTE	REF NO	PART NUMBER	QTY	PART NAME
Y	1	8R1923	1	MIRROR GP
Y	2	8R1924	1	MIRROR GP
M	3	8T4136	2	BOLT (M10X1.50X25MM)
	4	8T4121	2	WASHER (21MM OD)
M	5	8T4195	6	BOLT (M10X1.50X30MM)

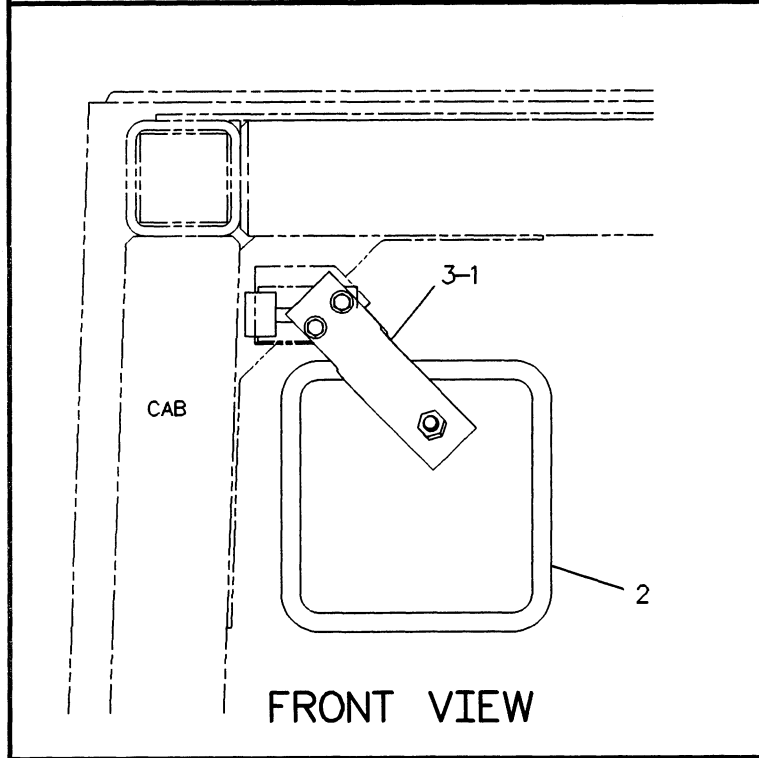
M-METRIC PART
Y-SEPARATE ILLUSTRATION

F-560454 EP

7319

8R1922 MIRROR GP-REAR VIEW
8R1923-Page 313, 8R1924-Page 312
For Use With ROPS-Enclosed Or Open
An Attachment

OPERATOR STATION



NOTE	REF NO	PART NUMBER	QTY	PART NAME
M	1	8T4138	4	BOLT (M6X1.0X20MM)
		8T4205	4	WASHER-HARD
	2	5P6872	2	MIRROR
	3	4E2160	2	BRACKET

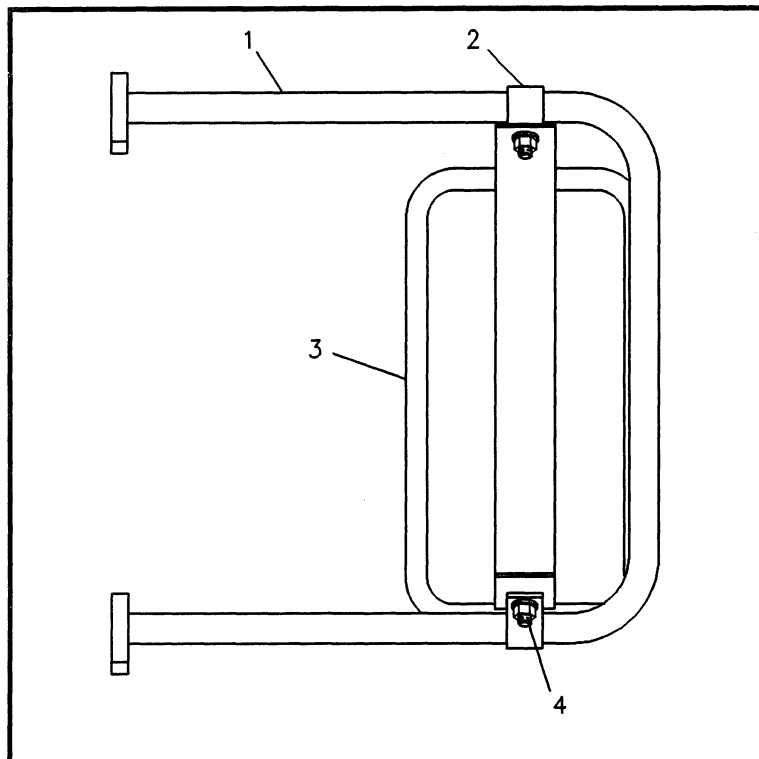
M-METRIC PART

F-530713 EP

7319

9C8243 MIRROR GP-REAR VIEW

Part Of 1231130 Cab Ar, 1231150 Canopy Ar



NOTE	REF NO	PART NUMBER	QTY	PART NAME
M	1	6C1680	1	TUBE AS
	2	7J0728	2	CLIP (STRAIGHT)
		7J0729	2	CLIP (CURVED)
	3	5P6876	1	MIRROR
M	4	8T4195	2	BOLT (M10X1.50X30MM)
		8T4133	2	NUT (M10X1.50 THD)
		8T4121	2	WASHER (21MM OD)

M-METRIC PART

F-563387 EP

7319

8R1923 MIRROR GP-LH

Part Of 8R1922 Mirror-Rear View
An Attachment

OPERATOR STATION

	PAGE
1 1231130 CAB AR.....	283
1 1245751 CONTROL GP-PILOT OPERATED HYD.....	244
1 1062359 CONTROL GP-STEERING.....	228
1 1083029 CONTROL GP-TRANSMISSION.....	139
1 1168743 HANDHOLD GP.....	295
1 4E8692 INSTALLATION GP-GOV CONTROL.....	301.01
1 1231131 MOUNTING GP-CAB.....	204
1 1062360 PEDAL GP-GOVERNOR.....	330
1 9U3246 WASHER GP-WINDSHIELD.....	354

625702 P

0375

1213065 OPERATOR AR Part Of 1190011 Chassis Ar

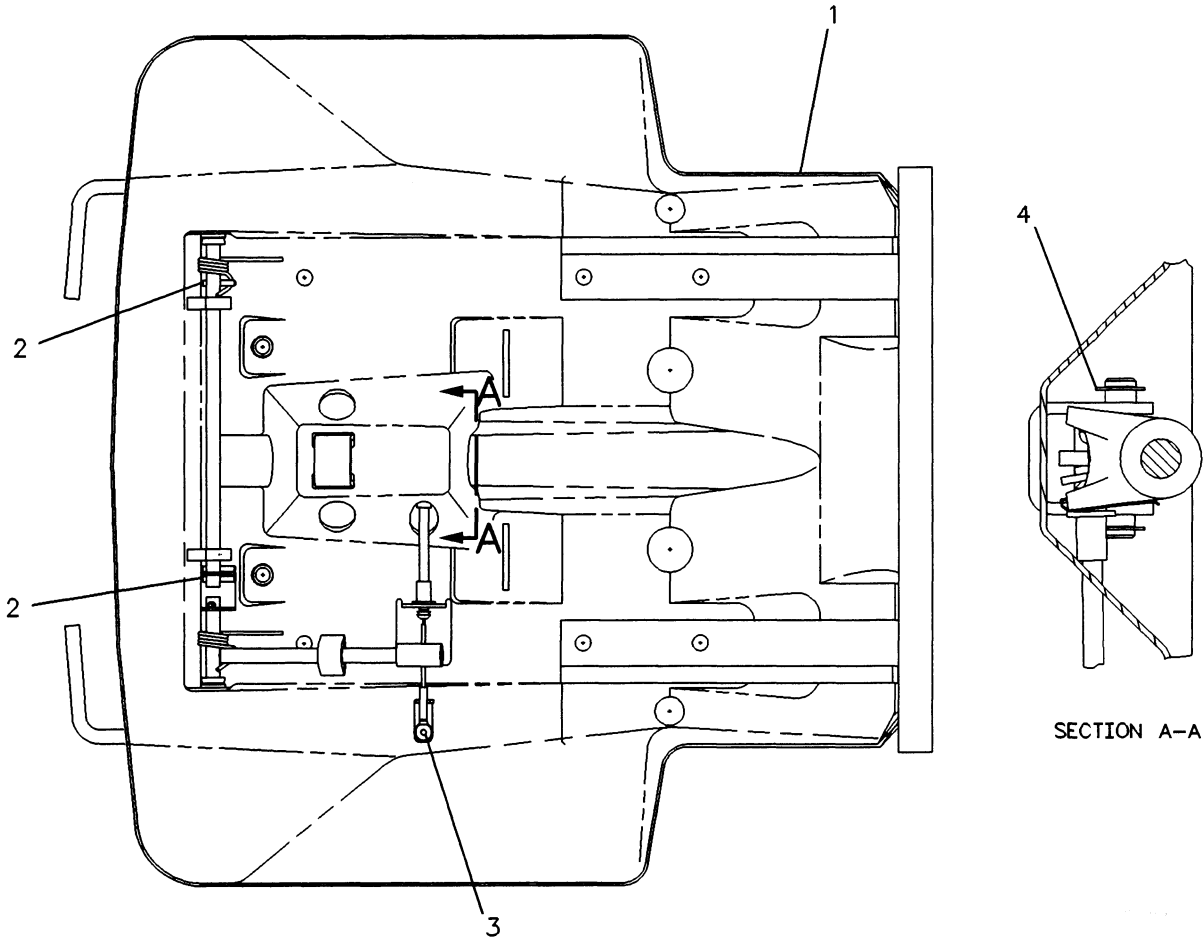
	PAGE
1 1231150 CANOPY AR.....	284
1 1245751 CONTROL GP-PILOT OPERATED HYD.....	244
1 1062359 CONTROL GP-STEERING.....	228
1 1083029 CONTROL GP-TRANSMISSION.....	139
1 1168743 HANDHOLD GP.....	295
1 4E8692 INSTALLATION GP-GOV CONTROL.....	301.01
1 1231136 MOUNTING GP-PLATFORM.....	206
1 1062360 PEDAL GP-GOVERNOR.....	330

621956 P

0375

1231145 OPERATOR AR-OPEN ROPS An Attachment

OPERATOR STATION



NOTE	REF NO	PART NUMBER	QTY	PART NAME	NOTE	REF NO	PART NUMBER	QTY	PART NAME
	1	8Y5892	1	PAN AS-SEAT					
	2	3K4897	4	PIN-SPRING					
	3	9M5733	1	RIVET-POP					
	4	6V2456	2	RING-RETAINING					
		8Y5995	1	KIT-SEAT TILT (INCLUDES ROD AS)					
		8Y5998	1	KIT-BACK TILT (INCLUDES ROD AS, BLOCK & BUSHING)					
		8Y5999	1	KIT-ADJUSTER (INCLUDES BRACKET, CABLE AS, PIN & ADJUSTER AS)					

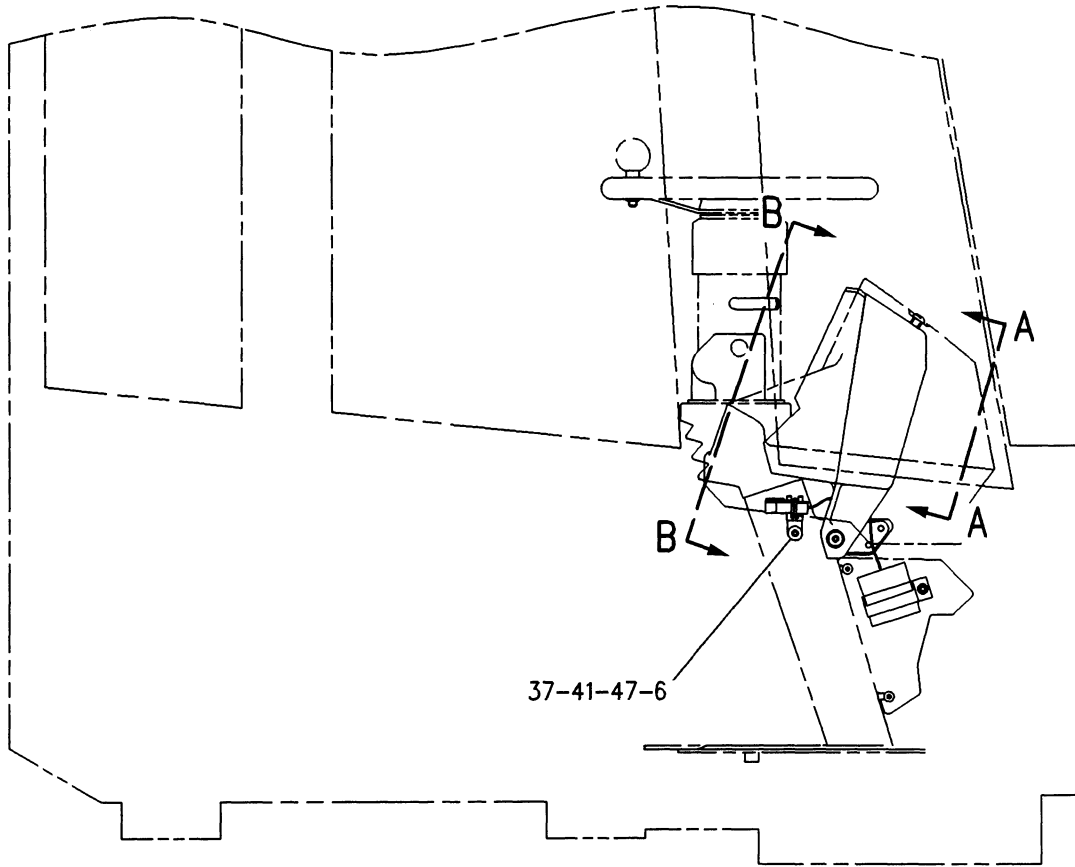
F-541367 EP

7475 7321

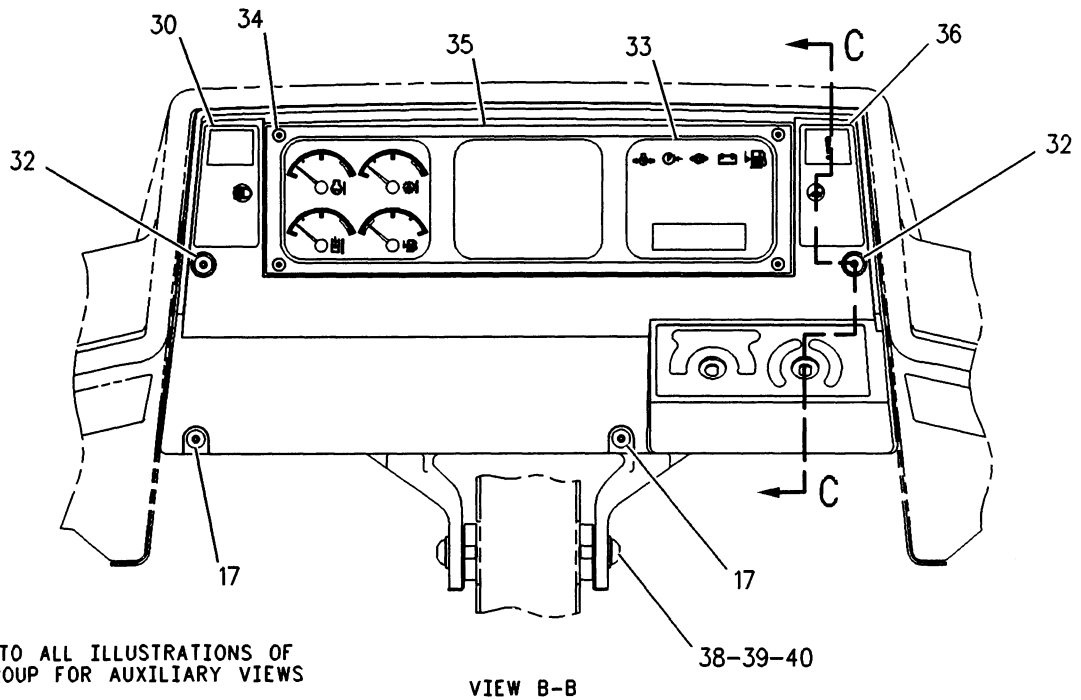
8Y5992 PAN GP-SEAT
Part Of 8Y5986 Seat
An Attachment

MEMORANDA

OPERATOR STATION



RIGHT SIDE VIEW



REFER TO ALL ILLUSTRATIONS OF THIS GROUP FOR AUXILIARY VIEWS

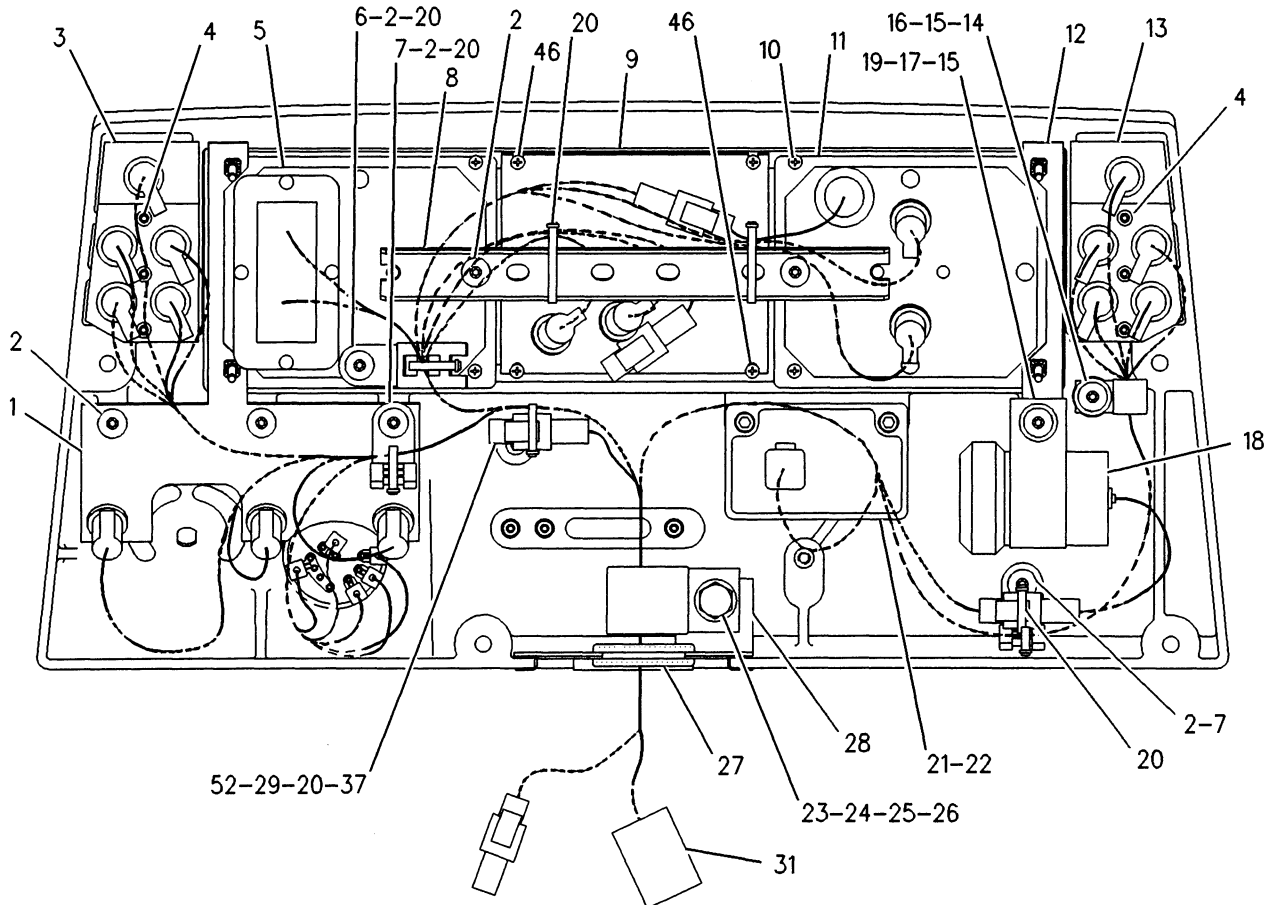
VIEW B-B

F-654588 CP

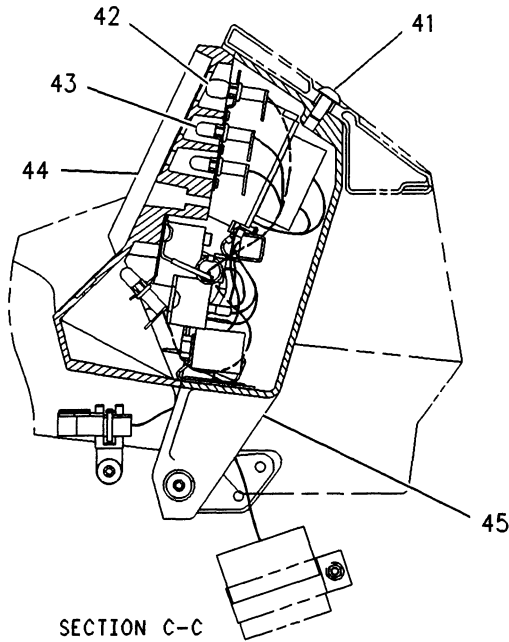
7475

1231132 PANEL GP-INSTRUMENT
Part Of 1231130 Cab Ar

OPERATOR STATION



VIEW A-A



SECTION C-C

F-654452 CP

7475

1231132 PANEL GP-INSTRUMENT
Part Of 1231130 Cab Ar

OPERATOR STATION

NOTE	REF NO	PART NUMBER	QTY	PART NAME	NOTE	REF NO	PART NUMBER	QTY	PART NAME
M	1	1123003	1	BRACKET AS					THE FOLLOWING REPAIR KIT IS AVAILABLE: KIT-PLUG (INCLS RECEPTACLE AS & WEDGE)
M	2	6A7844	2	NUT-WELD (M4X0.7 THD)	J		1028811	1	
		9X2042	7	SCREW-TRUSS HEAD (M6X1.0X12MM)					
M	3	4E1317	1	STRIP					
	4	7X3319	6	SCREW-HEX SOCKET (M4X0.7X6MM)					
	5	1377722	1	CONTROL GP-CAT MON SYS ELEK (MODULE)					
	6	4P7581	2	CLIP					
	7	4P8134	2	CLIP					
	8	1064454	1	PLATE					
	9	1065696	1	PLATE					
	10	1071964	8	SCREW-PAN HEAD (#6-19X.5IN)					
Y	11	1005895	1	GAUGE GP-QUAD MODULE					
	12	1123002	1	BRACKET AS					
M		6A7844	2	NUT-WELD (M4X0.7 THD)					
	13	8R9993	1	STRIP					
	14	8J1256	1	CLIP (12.7MM ID)					
	15	9X2038	2	WASHER (2MM THK)					
M	16	9X2043	1	SCREW-TRUSS HEAD (M6X1X14MM)					
M	17	9X2045	3	SCREW-TRUSS HEAD (M6X1X20MM)					
Y	18	3E6328	1	ALARM GP					
	19	329828	1	GROMMET					
	20	3S2093	7	STRAP-CABLE (1.75IN DIA)					
Y	21	1035526	1	CONTROL GP-MON SYS DIMMER ELEK (DIMMER)					
M	22	8C6965	2	BOLT-SOCKET HEAD (M6X1X45MM)					
M	23	8T4136	1	BOLT (M10X1.50X25MM)					
	24	8T4121	1	WASHER (2.5MM THK)					
M	25	8T4133	1	NUT (M10X1.50 THD)					
	26	4D7388	1	CLIP (34.92MM ID)					
	27	3H2900	1	GROMMET					
	28	4E0001	1	BRACKET AS					
J	29	1231140	1	PLUG AS (FOR 816F ONLY)					
		8T8737	5	PLUG-SEAL					
		8T8730	3	SOCKET-CONNECTOR					
		3E3386	1	WEDGE-PLUG LOCK					
BD		5P5677	1	WIRE (18 GA)(.3M)					
	30	1231138	1	FILM-FACE					
	31	1061036	1	HARNESS AS					
M	32	9X2046	2	SCREW-TRUSS HEAD (M6X1X35MM)					
	33	1231138	1	FILM-FACE					
M	34	7Y7256	4	SCREW-TRUSS HEAD (M4X0.7X35MM)					
	35	1005568	1	BEZEL					
	36	1231139	1	FILM-FACE					
	37	4B4278	1	WASHER (1.6MM THK)					
M	38	9X2040	2	SCREW-TRUSS HEAD (M10X1.5X25MM)					
	39	9L9132	2	WASHER (2.5MM THK)					
B	40	4E0460	2	SHIM (1MM THK)					
M	41	9X2041	3	SCREW-TRUSS HEAD (M10X1.5X20MM)					
	42	9W2111	1	LAMP-MINIATURE (28 VOLT)					
	43	7N5876	14	LAMP-MINIATURE (28 VOLT)					
	44	8R9992	1	PANEL-INSTRUMENT					
	45	8R9999	1	HOUSING					
	46	1178608	4	SPACER					
	47	7K1181	1	STRAP-CABLE (4.00IN DIA)					

B-USE AS REQUIRED
D-ORDER BY THE METER
M-METRIC PART
Y-SEPARATE ILLUSTRATION

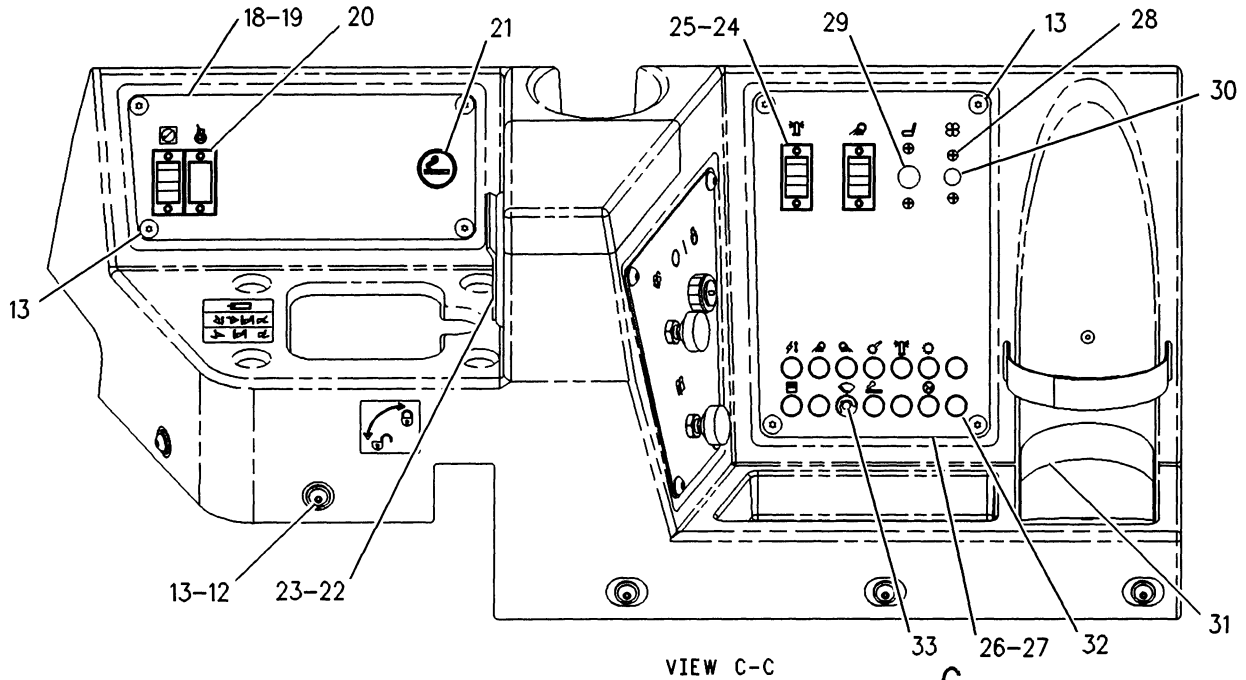
654453 CP

7475

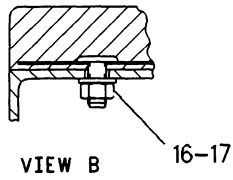
1231132 PANEL GP-INSTRUMENT

3E6328-Page 87, 1035526-Page 98, 1005895-Page 293
Part Of 1231130 Cab Ar

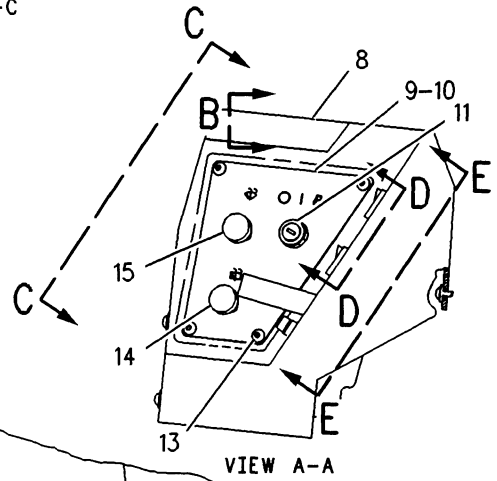
OPERATOR STATION



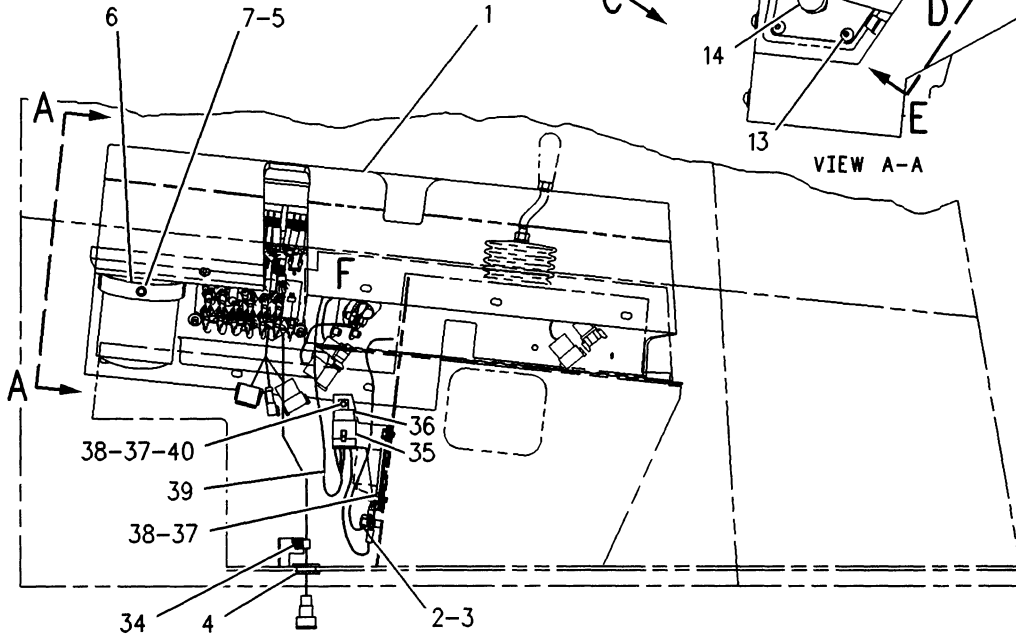
VIEW C-C



VIEW B



VIEW A-A



RIGHT SIDE VIEW

REFER TO ALL ILLUSTRATIONS OF THIS GROUP FOR AUXILIARY VIEWS

F-625730 CP

7475

1231133 PANEL GP-INSTRUMENT-PART 1 OF 2

S/N 1GN1-294

Part Of 1231130 Cab Ar

OPERATOR STATION

NOTE	REF NO	PART NUMBER	QTY	PART NAME	NOTE	REF NO	PART NUMBER	QTY	PART NAME
	1	1020523	1	CONSOLE					
M	2	5P8245	1	WASHER (3MM THK)					
	3	8T4244	1	NUT (M12X1.75 THD)					
	4	6H4006	1	GROMMET					
	5	8T4205	1	WASHER-HARD (2MM THK)					
	6	1030677	1	STRAP					
	7	6V2491	1	RIVET-POP					
	8	1020525	1	CUSHION AS					
	9	1020528	1	PANEL AS					
Y	10	1030671	1	FILM-PANEL					
	11	9G7641	1	SWITCH GP-START					
M	12	9X2038	9	WASHER (2MM THK)					
	13	9X2044	21	SCREW-TRUSS HEAD (M6X1X16MM)					
	14	3T6655	1	SWITCH AS-ROTARY (REAR WIPER)					
		2H3920	1	LOCKWASHER (11.38MM ID)					
		6V8369	1	NUT (7/16-28 THD)					
		7T9302	1	KNOB-WIPER SWITCH					
		140816	1	SETSCREW					
Y	15	3E0155	1	SWITCH AS-WIPER (FRONT)					
M	16	8T4133	2	NUT (M10X1.50 THD)					
	17	8T4121	2	WASHER (2.5MM THK)					
	18	1054346	1	PANEL AS					
	19	1231142	1	FILM-PANEL					
	20	7T0493	2	PLUG-ROCKER SWITCH					
	21	9W0335	1	LIGHTER AS-CIGAR					
	22	8Y5746	1	ASHTRAY					
	23	8Y6333	1	GASKET-ASH TRAY					
	24	6T6329	2	BEZEL-ROCKER SWITCH					
	25	6V8927	4	BOLT-SOCKET HEAD (6-32X.50 IN)					
	26	1054357	1	PANEL AS					
	27	1231143	1	FILM-PANEL					
	28	1039425	4	SCREW-MACHINE					
	29	3V4694	1	PLUG-BUTTON					
	30	6N8589	1	CIRCUIT BREAKER AS (15 AMP)					
		6V8376	2	SCREW-MACHINE (8-32X.25IN)					
		9B7233	2	LOCKWASHER					
	31	1021813	1	TRAY					
	32	4K5122	14	HOLDER AS-FUSE					
		7N2867	1	CAP-FUSE HOLDER					
	33	3K8782	10	FUSE					
	34	3S2093	1	STRAP-CABLE (1.75IN DIA)					
	35	3E5239	1	RELAY AS					
	36	1223498	1	BRACKET					
M	37	5C2890	3	NUT (M6X1.00 THD)					
	38	9X8256	4	WASHER (2MM THK)					
	39	1222384	1	HARNESS AS					
M	40	5C9553	1	BOLT (M6X1.0X16MM)					

M-METRIC PART
Y-SEPARATE ILLUSTRATION

625731 CP

7475

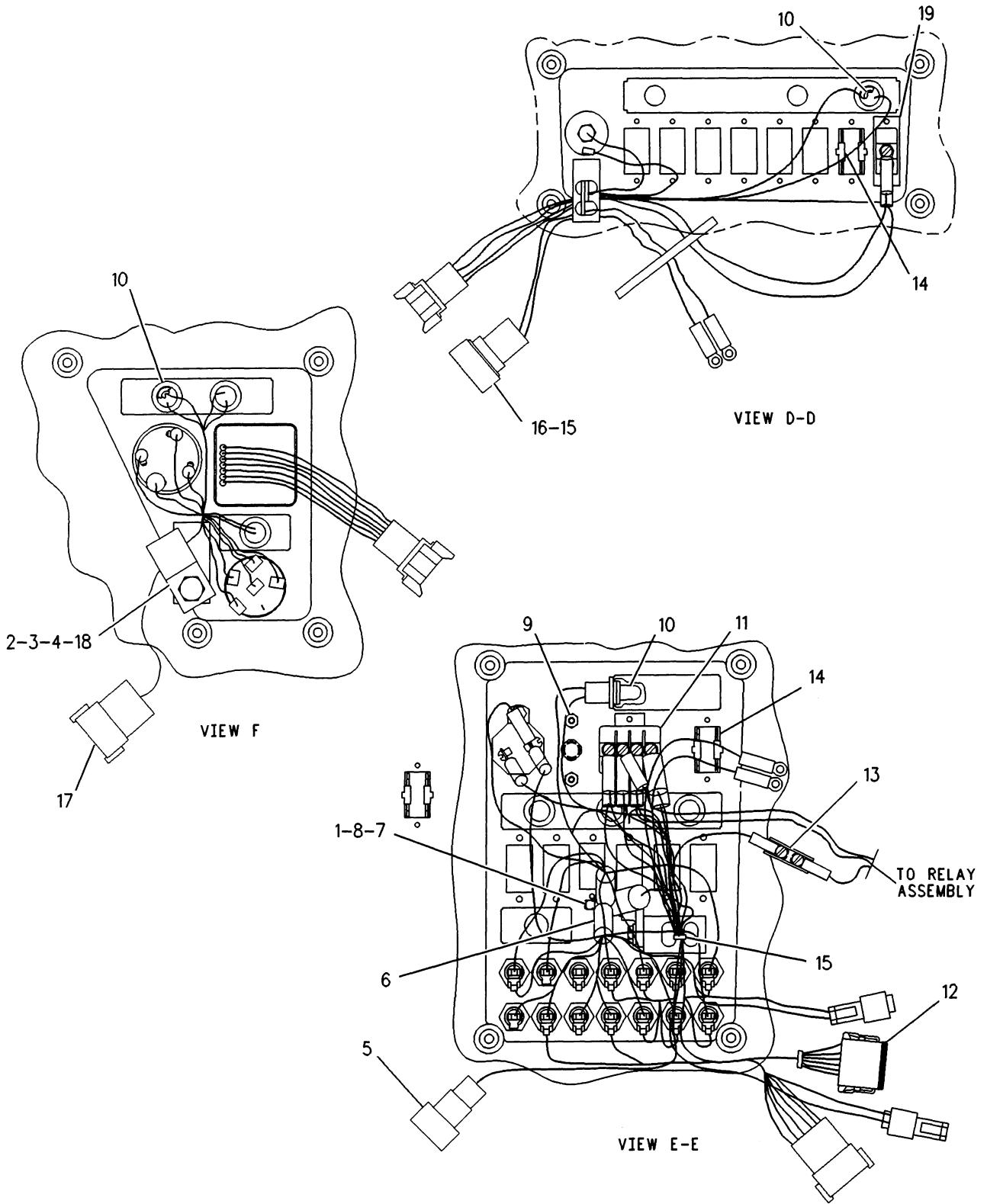
1231133 PANEL GP-INSTRUMENT-PART 1 OF 2

S/N 1GN1-294

9G7641, 3E0155-Page 117

Part Of 1231130 Cab Ar

OPERATOR STATION



F-625732 CP

7475

1231133 PANEL GP-INSTRUMENT-PART 2 OF 2

S/N 1GN1-294

Part Of 1231130 Cab Ar

OPERATOR STATION

NOTE	REF NO	PART NUMBER	QTY	PART NAME	NOTE	REF NO	PART NUMBER	QTY	PART NAME
	1	8T4205	2	WASHER-HARD (2MM THK)					
M	2	8T4133	1	NUT (M10X1.50 THD)					
	3	8T4121	1	WASHER (2.5MM THK)					
M	4	8T4137	1	BOLT (M10X1.50X20MM)					
	5	1031091	1	WIRE AS					
	6	1054359	2	WIRE AS					
	7	9G8451	1	BLOCK AS					
		1H3244	1	LOCKWASHER					
		4B4276	2	WASHER (1.6MM THK)					
		4L7124	1	BOLT (1/4-20X1.25IN)					
		6V8185	2	NUT (1/4-20 THD)					
M	8	5C9553	2	BOLT (M6X1.0X16MM)					
	9	4B2043	2	NUT (8-32 THD)					
	10	7N5876	8	LAMP-MINIATURE (24V)					
	11	9X1423	1	SWITCH AS-ROCKER (FLOODLAMP)					
		3L8187	8	LOCKWASHER					
		6V8374	8	SCREW-MACHINE (6-32X.25)					
	12	1231147	1	HARNESS AS					
	13	5R9299	1	BLOCK AS-TERMINAL					
	14	6T2774	4	CLIP					
	15	3S2093	6	STRAP-CABLE (1.75IN DIA)					
	16	1231148	1	HARNESS AS					
	17	1027529	1	HARNESS AS					
	18	4K8864	1	CLIP (14.2MM ID)					
	19	6T6066	1	SWITCH AS-ROCKER (TACH/SPEEDO/SERV METER)					
		3L8187	2	LOCKWASHER (3.7MM ID)					
		6V8374	2	SCREW-MACHINE (6-32X.25IN)					

M-METRIC PART

625733 CP

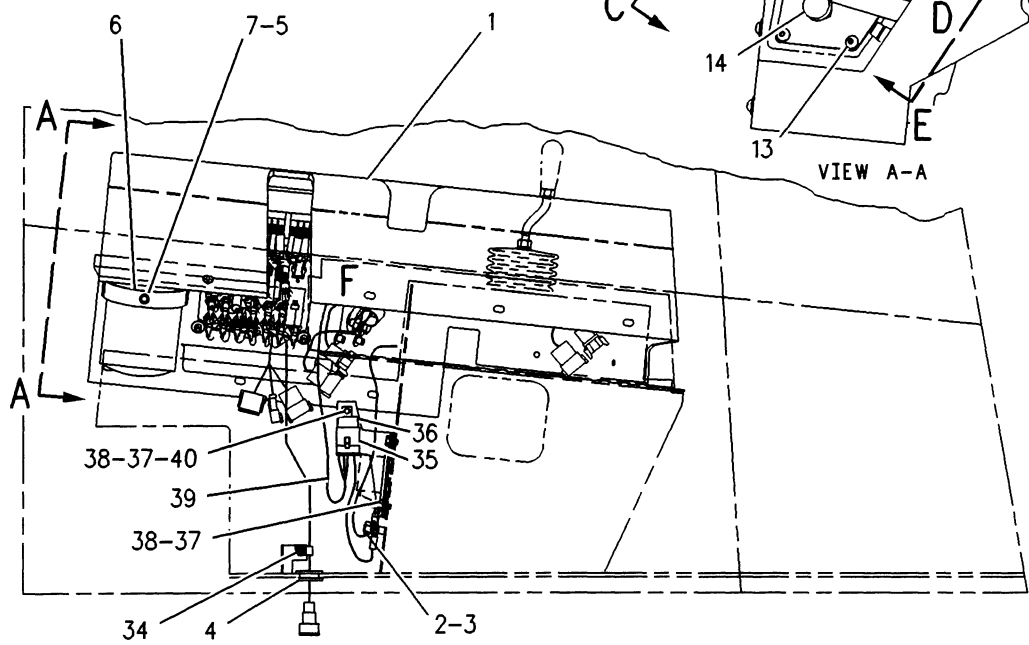
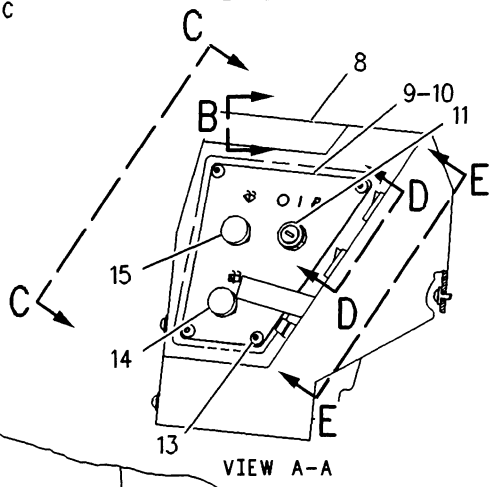
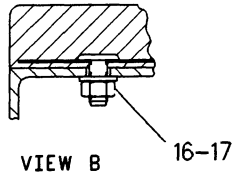
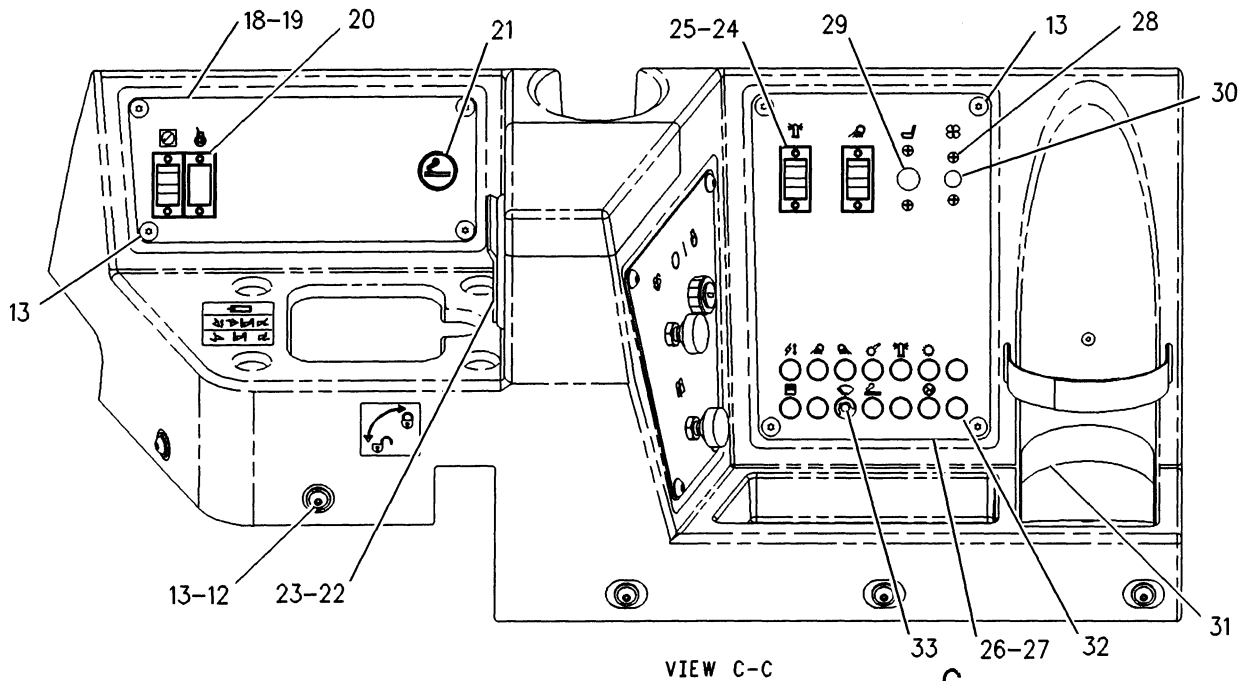
7475

1231133 PANEL GP-INSTRUMENT-PART 2 OF 2

S/N 1GN1-294

Part Of 1231130 Cab Ar

OPERATOR STATION



REFER TO ALL ILLUSTRATIONS OF THIS GROUP FOR AUXILIARY VIEWS

RIGHT SIDE VIEW

F-625730 CP

7475

1231133 PANEL GP-INSTRUMENT-PART 1 OF 2
 S/N 1GN295-Up
 Part Of 1231130 Cab Ar

OPERATOR STATION

NOTE	REF NO	PART NUMBER	QTY	PART NAME	NOTE	REF NO	PART NUMBER	QTY	PART NAME
C	1	1345932	1	CONSOLE					
	2	5P8245	1	WASHER (3MM THK)					
M	3	8T4244	1	NUT (M12X1.75 THD)					
	4	6H4006	1	GROMMET					
	5	8T4205	1	WASHER-HARD (2MM THK)					
	6	1030677	1	STRAP					
	7	6V2491	1	RIVET-POP					
	8	1020525	1	CUSHION AS					
	9	1020528	1	PANEL AS					
	10	1030671	1	FILM-PANEL					
Y	11	9G7641	1	SWITCH GP-START					
	12	9X2038	9	WASHER (2MM THK)					
M	13	9X2044	21	SCREW-TRUSS HEAD (M6X1X16MM)					
	14	3T6655	1	SWITCH AS-ROTARY (REAR WIPER)					
		2H3920	1	LOCKWASHER (11.38MM ID)					
		6V8369	1	NUT (7/16-28 THD)					
		7T9302	1	KNOB-WIPER SWITCH					
		140816	1	SETSCREW					
Y	15	3E0155	1	SWITCH AS-WIPER (FRONT)					
M	16	8T4133	2	NUT (M10X1.50 THD)					
	17	8T4121	2	WASHER (2.5MM THK)					
	18	1054346	1	PANEL AS					
	19	1231142	1	FILM-PANEL					
	20	7T0493	2	PLUG-ROCKER SWITCH					
	21	9W0335	1	LIGHTER AS-CIGAR					
	22	8Y5746	1	ASHTRAY					
	23	8Y6333	1	GASKET-ASH TRAY					
	24	6T6329	2	BEZEL-ROCKER SWITCH					
	25	6V8927	4	BOLT-SOCKET HEAD (6-32X.50 IN)					
	26	1054357	1	PANEL AS					
	27	1231143	1	FILM-PANEL					
	28	1039425	4	SCREW-MACHINE					
	29	3V4694	1	PLUG-BUTTON					
	30	6N8589	1	CIRCUIT BREAKER AS (15 AMP)					
		6V8376	2	SCREW-MACHINE (8-32X.25IN)					
		9B7233	2	LOCKWASHER					
	31	1021813	1	TRAY					
	32	4K5122	14	HOLDER AS-FUSE					
		7N2867	1	CAP-FUSE HOLDER					
	33	3K8782	10	FUSE					
	34	3S2093	1	STRAP-CABLE (1.75IN DIA)					
	35	3E5239	1	RELAY AS					
	36	1223498	1	BRACKET					
M	37	5C2890	3	NUT (M6X1.00 THD)					
	38	9X8256	4	WASHER (2MM THK)					
	39	1222384	1	HARNESS AS					
M	40	5C9553	1	BOLT (M6X1.0X16MM)					

C-CHANGE FROM PREVIOUS TYPE
M-METRIC PART
Y-SEPARATE ILLUSTRATION

680966 CP

7475

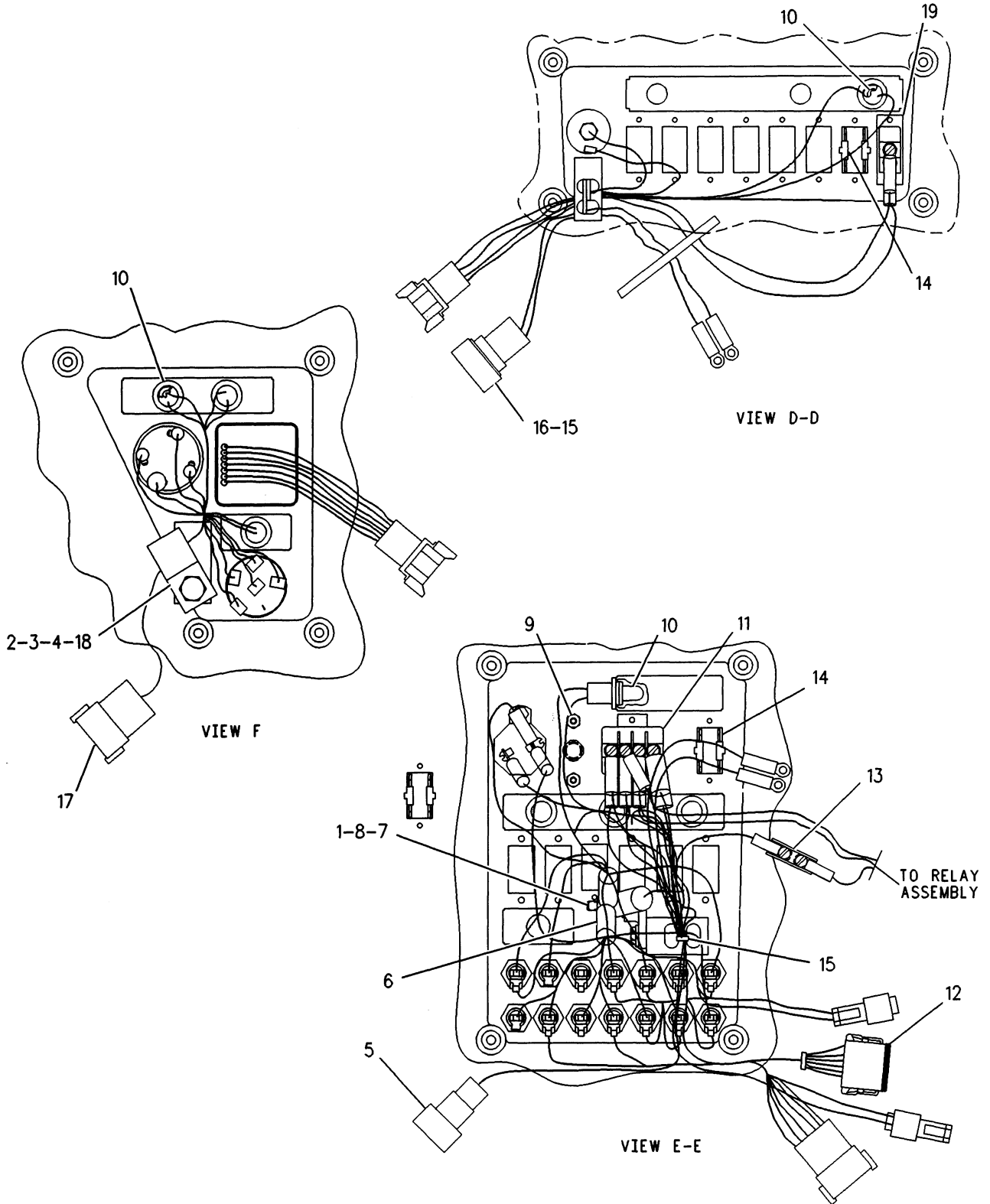
1231133 PANEL GP-INSTRUMENT-PART 1 OF 2

S/N 1GN295-Up

9G7641, 3E0155-Page 117

Part Of 1231130 Cab Ar

OPERATOR STATION



F-625732 CP

7475

1231133 PANEL GP-INSTRUMENT-PART 2 OF 2

S/N 1GN295-Up

Part Of 1231130 Cab Ar

OPERATOR STATION

NOTE	REF NO	PART NUMBER	QTY	PART NAME	NOTE	REF NO	PART NUMBER	QTY	PART NAME
M	1	8T4205	2	WASHER-HARD (2MM THK)					
	2	8T4133	1	NUT (M10X1.50 THD)					
	3	8T4121	1	WASHER (2.5MM THK)					
M	4	8T4137	1	BOLT (M10X1.50X20MM)					
	5	1031091	1	WIRE AS					
	6	1054359	2	WIRE AS					
	7	9G8451	1	BLOCK AS					
		1H3244	1	LOCKWASHER					
		4B4276	2	WASHER (1.6MM THK)					
		4L7124	1	BOLT (1/4-20X1.25IN)					
		6V8185	2	NUT (1/4-20 THD)					
M	8	5C9553	2	BOLT (M6X1.0X16MM)					
	9	4B2043	2	NUT (8-32 THD)					
	10	7N5876	8	LAMP-MINIATURE (24V)					
	11	9X1423	1	SWITCH AS-ROCKER (FLOODLAMP)					
		3L8187	8	LOCKWASHER					
		6V8374	8	SCREW-MACHINE (6-32X.25)					
	12	1231147	1	HARNESS AS					
	13	5R9299	1	BLOCK AS-TERMINAL					
	14	6T2774	4	CLIP					
	15	3S2093	6	STRAP-CABLE (1.75IN DIA)					
	16	1231148	1	HARNESS AS					
	17	1027529	1	HARNESS AS					
	18	4K8864	1	CLIP (14.2MM ID)					
	19	6T6066	1	SWITCH AS-ROCKER (TACH/SPEEDO/SERV METER)					
		3L8187	2	LOCKWASHER (3.7MM ID)					
		6V8374	2	SCREW-MACHINE (6-32X.25IN)					

M-METRIC PART

625733 CP

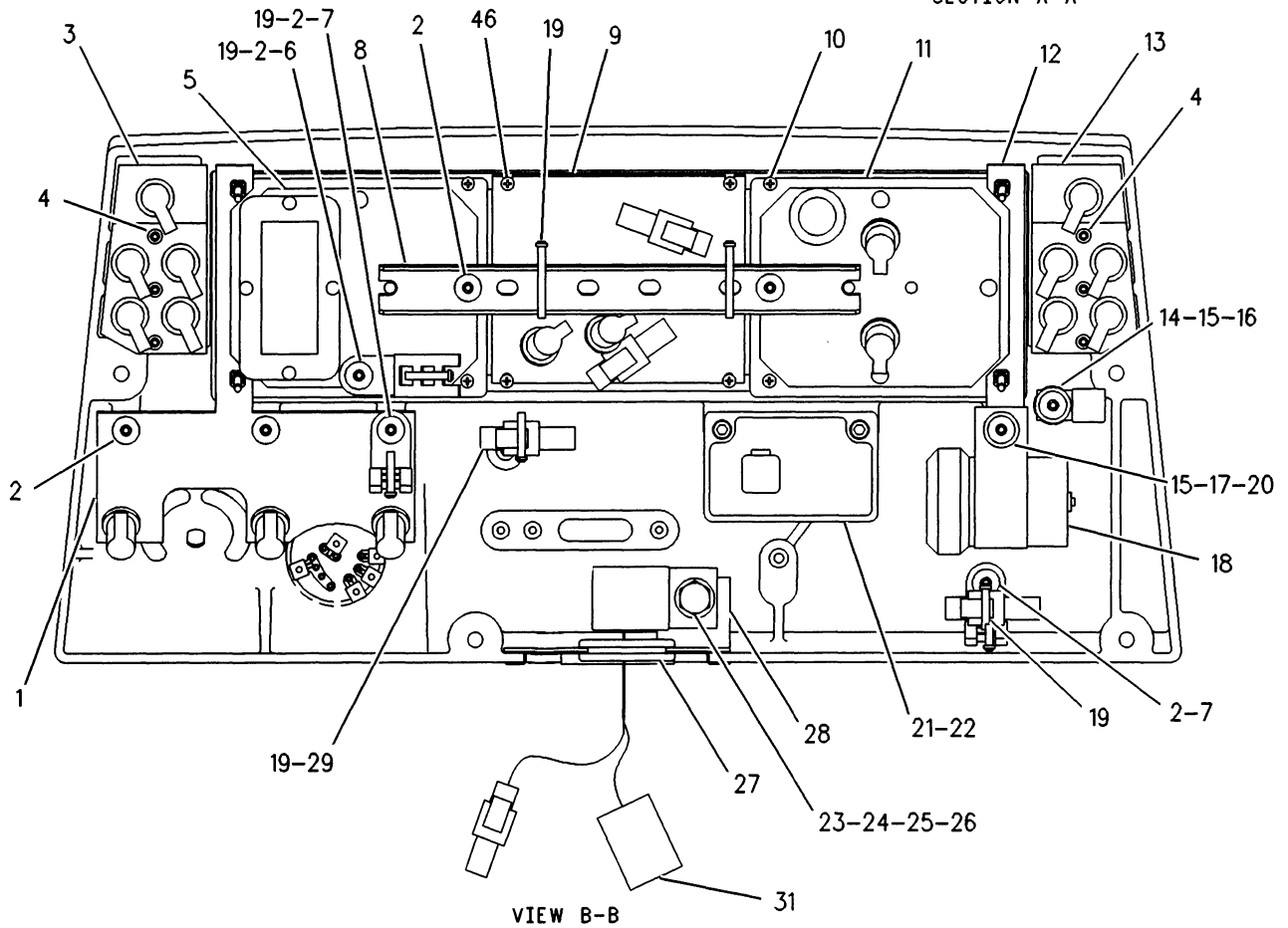
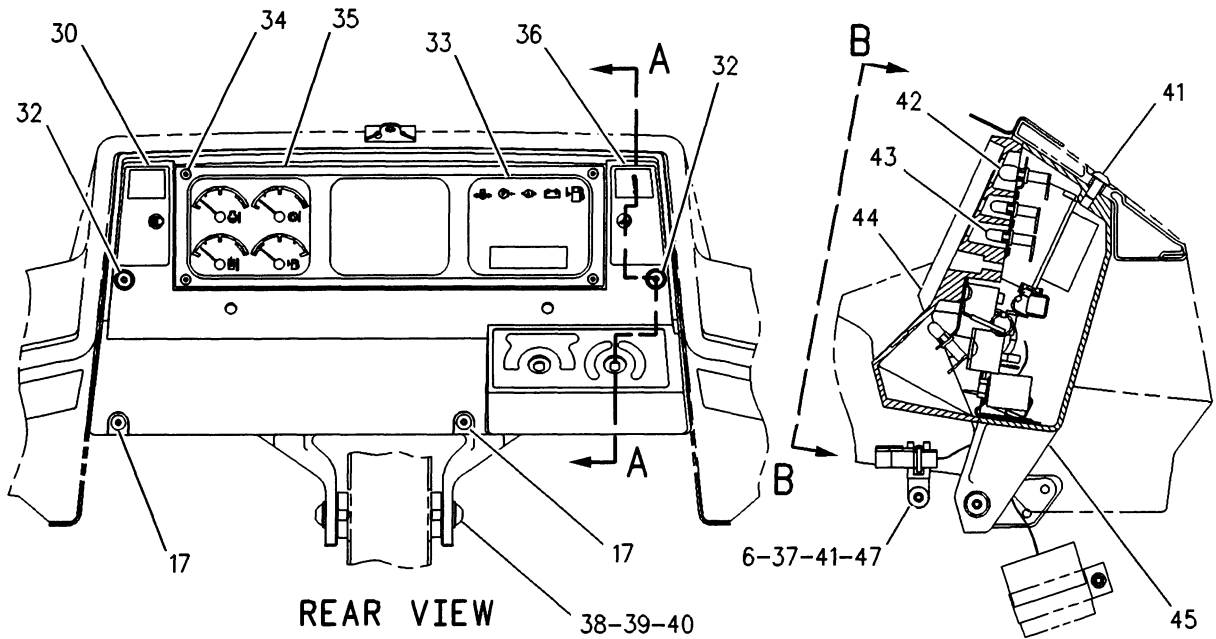
7475

1231133 PANEL GP-INSTRUMENT-PART 2 OF 2

S/N 1GN295-Up

Part Of 1231130 Cab Ar

OPERATOR STATION



R-654331 CP

7475

1231134 PANEL GP-INSTRUMENT
Part Of 1231150 Canopy Ar
An Attachment

OPERATOR STATION

NOTE	REF NO	PART NUMBER	QTY	PART NAME	NOTE	REF NO	PART NUMBER	QTY	PART NAME
		1123003	1	BRACKET AS					THE FOLLOWING REPAIR KIT IS AVAILABLE: KIT-PLUG (INCLS RECEPTACLE AS & WEDGE)
M		6A7844	2	NUT-WELD (M4X0.7 THD)					
M	2	9X2042	7	SCREW-TRUSS HEAD (MGX1.0X12MM)	J		1028811	1	
	3	4E1317	1	STRIP					
M	4	7X3319	6	SCREW-HEX SOCKET (M4X0.7X6MM)					
	5	1377722	1	CONTROL GP-CAT MON SYS ELEK					
	6	4P7581	2	CLIP					
	7	4P8134	2	CLIP (FLAT)					
	8	1064454	1	PLATE					
	9	1065696	1	PLATE					
	10	1071964	8	SCREW-PAN HEAD (#6-19X.5 IN)					
Y	11	1005895	1	GAUGE GP-QUAD MODULE					
	12	1123002	1	BRACKET AS					
M		6A7844	2	NUT-WELD (M4X0.7 THD)					
	13	8R9993	1	STRIP					
	14	8J1256	1	CLIP (12.7MM ID)					
	15	9X2038	2	WASHER (2MM THK)					
M	16	9X2043	1	SCREW-TRUSS HEAD (MGX1X14MM)					
M	17	9X2045	3	SCREW-TRUSS HEAD (MGX1X20MM)					
Y	18	3E6328	1	ALARM GP					
	19	3S2093	7	STRAP-CABLE (1.75IN DIA)					
	20	329828	1	GROMMET					
Y	21	1035526	1	CONTROL GP-MON SYS DIMMER ELEK (DIMMER)					
M	22	8C6965	2	BOLT-SOCKET HEAD (MGX1X45MM)					
M	23	8T4136	1	BOLT (M10X1.50X25MM)					
	24	8T4121	1	WASHER (2.5MM THK)					
M	25	8T4133	1	NUT (M10X1.50 THD)					
	26	4D7388	1	CLIP (34.92MM ID)					
	27	3H2900	1	GROMMET					
	28	4E0001	1	BRACKET AS					
J	29	1231140	1	PLUG AS					
		8T8737	5	PLUG-SEAL					
		8T8730	3	SOCKET-CONNECTOR					
D		3E3386	1	WEDGE-PLUG LOCK					
		5P5677	1	WIRE (.3M)(18 GA)					
	30	1231138	1	FILM-FACE					
	31	1061036	1	HARNES AS					
M	32	9X2046	2	SCREW-TRUSS HEAD (MGX1X35MM)					
	33	1231141	1	FILM-MONITOR					
M	34	7Y7256	4	SCREW-TRUSS HEAD (M4X0.7X35MM)					
	35	1005568	1	BEZEL					
	36	1231139	1	FILM-FACE					
	37	4B4278	1	WASHER (1.6MM THK)					
M	38	9X2040	2	SCREW-TRUSS HEAD (M10X1.5X25MM)					
	39	9L9132	2	WASHER (2.5MM THK)					
B	40	4E0460	2	SHIM (1MM THK)					
M	41	9X2041	3	SCREW-TRUSS HEAD (M10X1.5X20MM)					
	42	9W2111	1	LAMP-MINIATURE (28 VOLT)					
	43	7N5876	14	LAMP-MINIATURE (28 VOLT)					
	44	1060624	1	PANEL					
	45	8R9999	1	HOUSING					
	46	1178608	4	SPACER					
	47	7K1181	1	STRAP-CABLE (4.00IN DIA)					

B-USE AS REQUIRED
D-ORDER BY THE METER
M-METRIC PART
Y-SEPARATE ILLUSTRATION

654332 CP

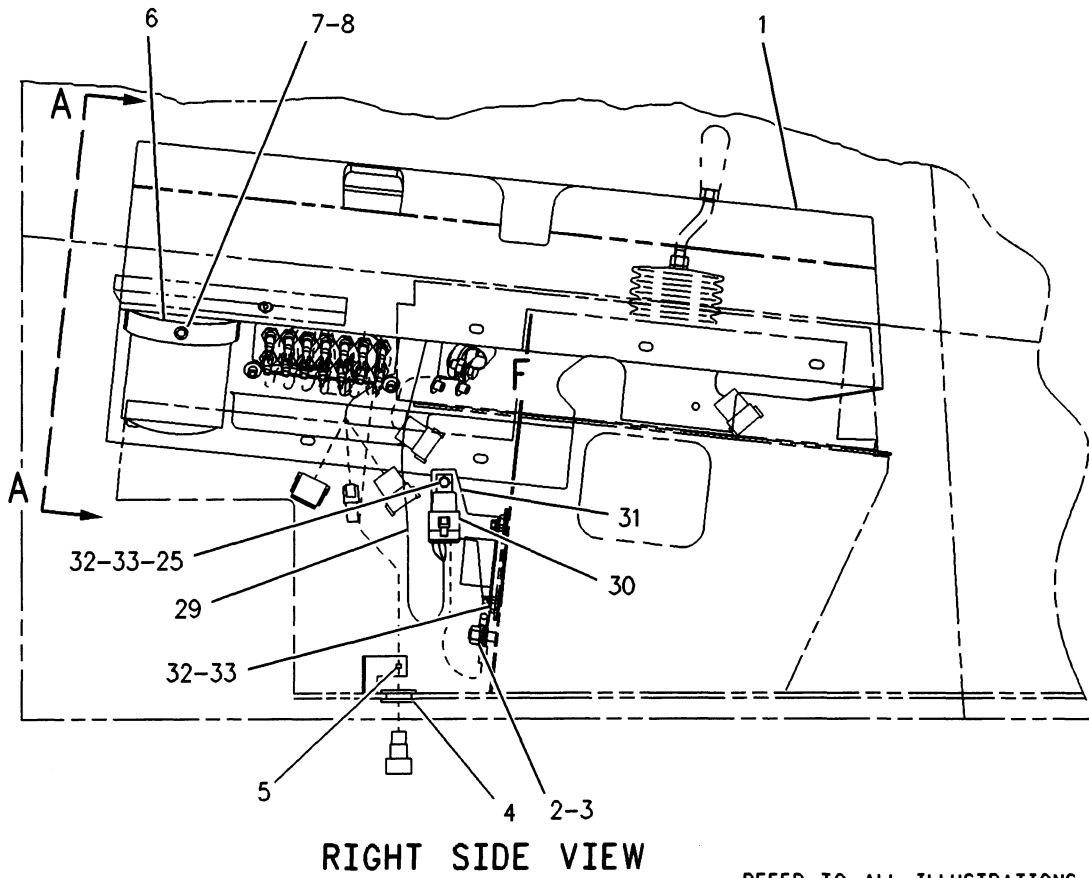
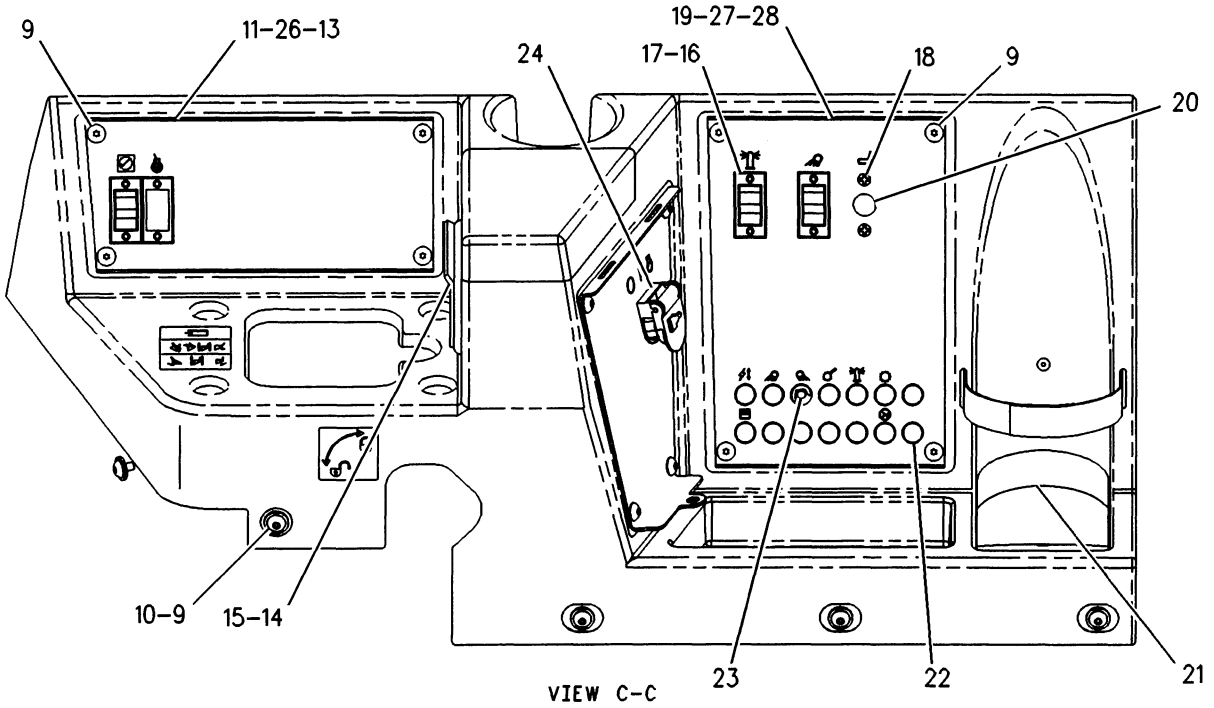
7475

1231134 PANEL GP-INSTRUMENT

3E6328-Page 87, 1005895-Page 293, 1035526-Page 98

Part Of 1231150 Canopy Ar
An Attachment

OPERATOR STATION



REFER TO ALL ILLUSTRATIONS OF
THIS GROUP FOR AUXILIARY VIEWS

F-683924 CP

7475

1231137 PANEL GP-INSTRUMENT-PART 1 OF 2

S/N 1GN1-294

Part Of 1231150 Canopy Ar
An Attachment

OPERATOR STATION

NOTE	REF NO	PART NUMBER	QTY	PART NAME	NOTE	REF NO	PART NUMBER	QTY	PART NAME
	1	1030679	1	CONSOLE					
M	2	5P8245	1	WASHER (3MM THK)					
	3	8T4244	1	NUT (M12X1.75 THD)					
	4	6H4006	1	GROMMET					
	5	3S2093	1	STRAP-CABLE (1.75IN DIA)					
	6	1030677	1	STRAP					
	7	6V2491	1	RIVET-POP					
M	8	8T4205	1	WASHER-HARD (2MM THK)					
	9	9X2044	13	SCREW-TRUSS HEAD (M6X1X16MM)					
	10	9X2038	5	WASHER (2MM THK)					
	11	1113774	1	PANEL AS					
	12	7T0493	2	PLUG-ROCKER SWITCH					
	13	1184940	1	GASKET					
	14	8Y6333	1	GASKET-ASH TRAY					
	15	8Y5746	1	ASHTRAY					
	16	6T6329	2	BEZEL-ROCKER SWITCH					
	17	6V8927	4	BOLT-SOCKET HEAD (6-32X.50IN)					
	18	1039425	2	SCREW-MACHINE					
M	19	1113773	1	PANEL AS					
		6V9632	2	NUT-WELD (M6X1 THD)					
	20	3V4694	1	PLUG-BUTTON					
	21	1021813	1	TRAY					
	22	4K5122	14	HOLDER AS-FUSE (EACH INCLUDES) CAP-FUSE HOLDER					
		7N2867	1						
	23	3K8782	14	FUSE (10 AMP)					
Y	24	9G7641	1	SWITCH GP-START					
M	25	5C9553	1	BOLT (M6X1.0X16MM)					
	26	1231144	1	FILM-PANEL (SWITCHES)					
	27	1231146	1	FILM-PANEL (SWITCHES)					
	28	1184942	1	GASKET					
	29	1222384	1	HARNESS AS					
	30	3E5239	1	RELAY AS (24 VOLT)					
	31	1223498	1	BRACKET					
M	32	9X8256	4	WASHER (2MM THK)					
	33	5C2890	3	NUT (M6X1.00 THD)					

M-METRIC PART
Y-SEPARATE ILLUSTRATION

681036 CP

7475

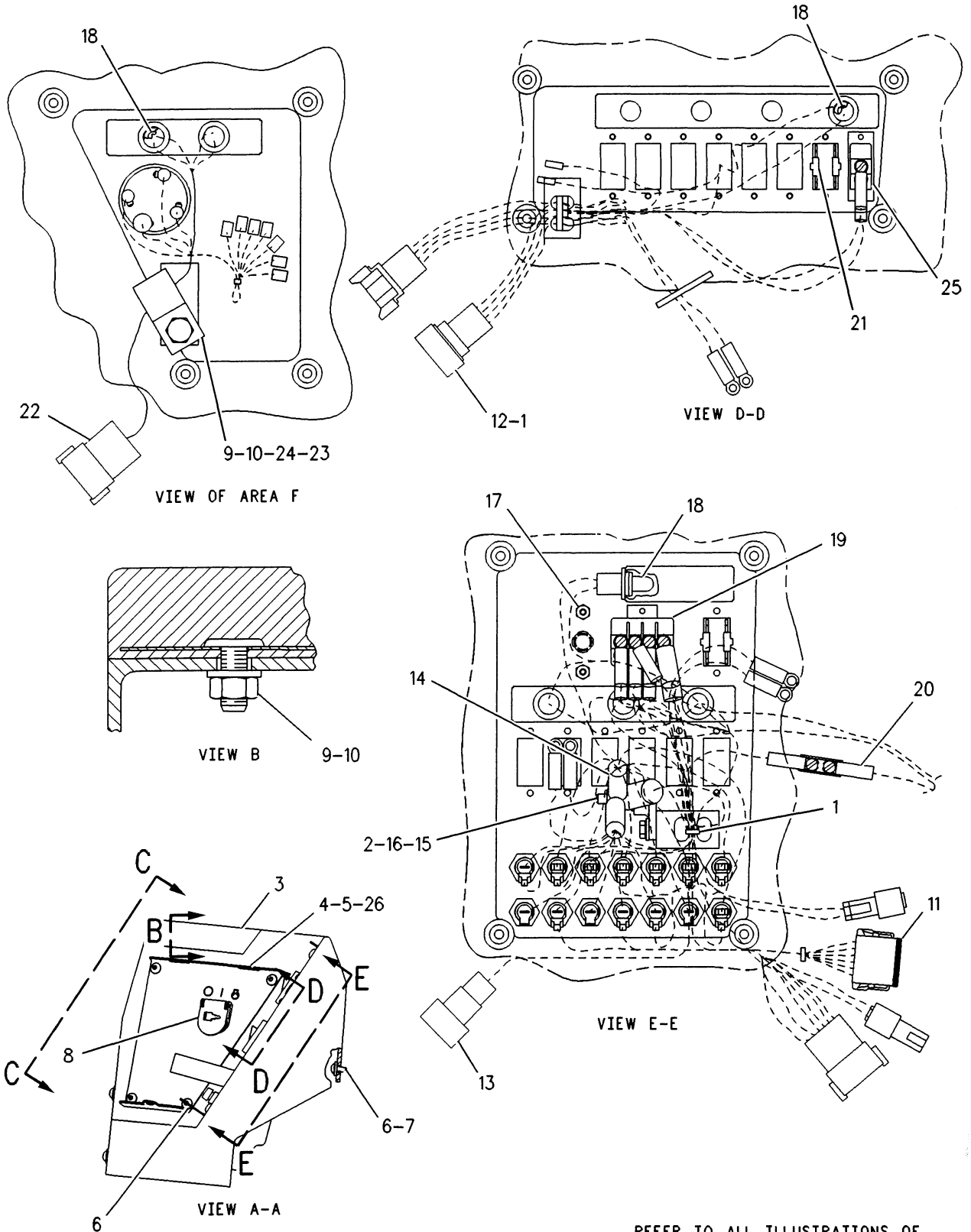
1231137 PANEL GP-INSTRUMENT-PART 1 OF 2

S/N 1GN1-294

9G7641-Page 117

Part Of 1231150 Canopy Ar
An Attachment

OPERATOR STATION



REFER TO ALL ILLUSTRATIONS OF
THIS GROUP FOR AUXILIARY VIEWS

F-681037 CP

7475

1231137 PANEL GP-INSTRUMENT-PART 2 OF 2

S/N 1GN1-294

Part Of 1231150 Canopy Ar
An Attachment

OPERATOR STATION

NOTE	REF NO	PART NUMBER	QTY	PART NAME	NOTE	REF NO	PART NUMBER	QTY	PART NAME
	1	3S2093	6	STRAP-CABLE (1.75IN DIA)					
	2	8T4205	2	WASHER-HARD (2MM THK)					
	3	1020525	1	CUSHION AS					
	4	1047179	1	PANEL AS					
	5	1030673	1	FILM					
M	6	9X2044	8	SCREW-TRUSS HEAD (M6X1X16MM)					
	7	9X2038	4	WASHER (2MM THK)					
	8	3T8730	1	COVER AS-PROTECTION					
M	9	8T4133	3	NUT (M10X1.50 THD)					
	10	8T4121	3	WASHER (2.5MM THK)					
	11	1231147	1	HARNESS AS					
	12	1231148	1	HARNESS AS					
	13	1031091	1	WIRE AS					
	14	1054359	2	WIRE AS					
	15	9G8451	1	BLOCK AS					
		1H3244	1	LOCKWASHER (NO.14)					
		4B4276	2	WASHER (1.6MM THK)					
		4L7124	1	BOLT (1/4-20X1.25IN)					
		6V8185	2	NUT (1/4-20 THD)					
M	16	5C9553	2	BOLT (M6X1.0X16MM)					
	17	4B2043	2	NUT (8-32 THD)					
	18	7N5876	7	LAMP-MINIATURE (24V)					
	19	9X1423	1	SWITCH AS-ROCKER (FLOOD LAMP)					
		3L8187	8	LOCKWASHER (3.7MM ID)					
		6V8374	8	SCREW-MACHINE (6-32X.25IN)					
	20	5R9299	1	BLOCK AS-TERMINAL					
	21	6T2774	4	CLIP					
	22	1027529	1	HARNESS AS					
	23	4K8864	1	CLIP (CIRCULAR)					
M	24	8T4136	1	BOLT (M10X1.50X25MM)					
	25	6T6066	1	SWITCH AS-ROCKER (TACH SELECT)					
		3L8187	2	LOCKWASHER (3.7MM ID)					
		6V8374	2	SCREW-MACHINE (6-32X.25IN)					
	26	1184941	1	GASKET					

M-METRIC PART

681038 CP

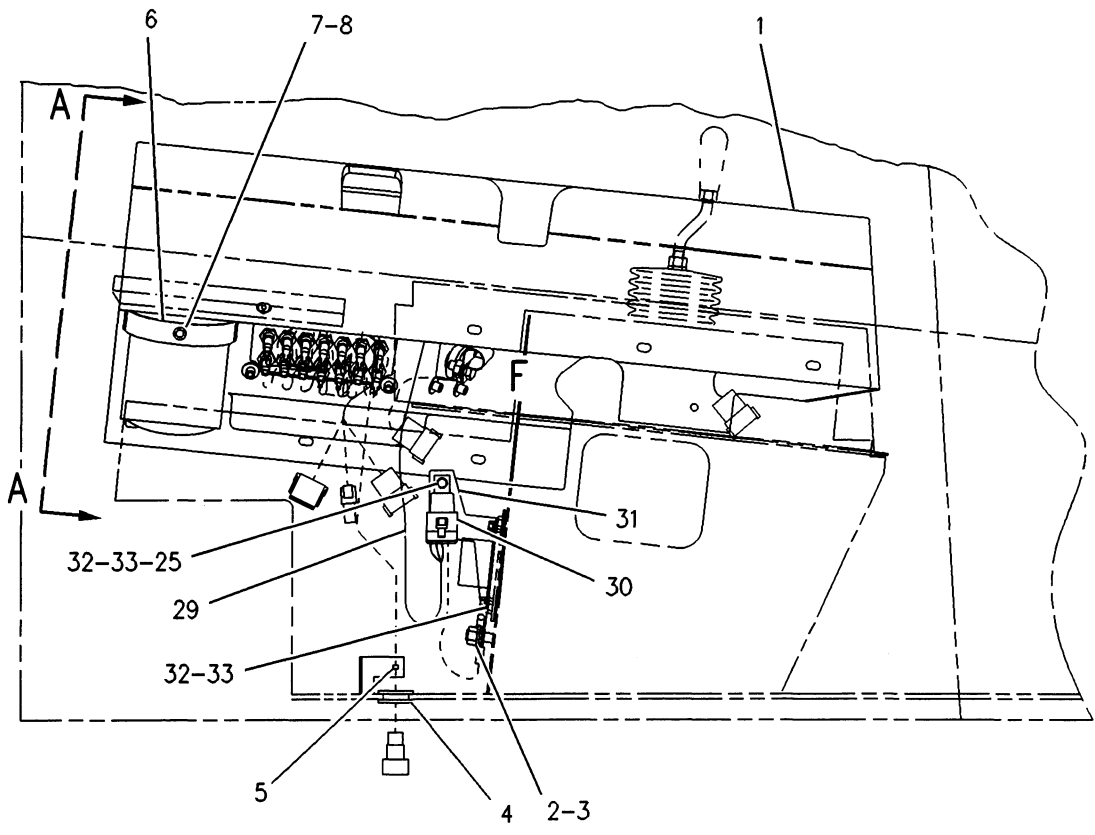
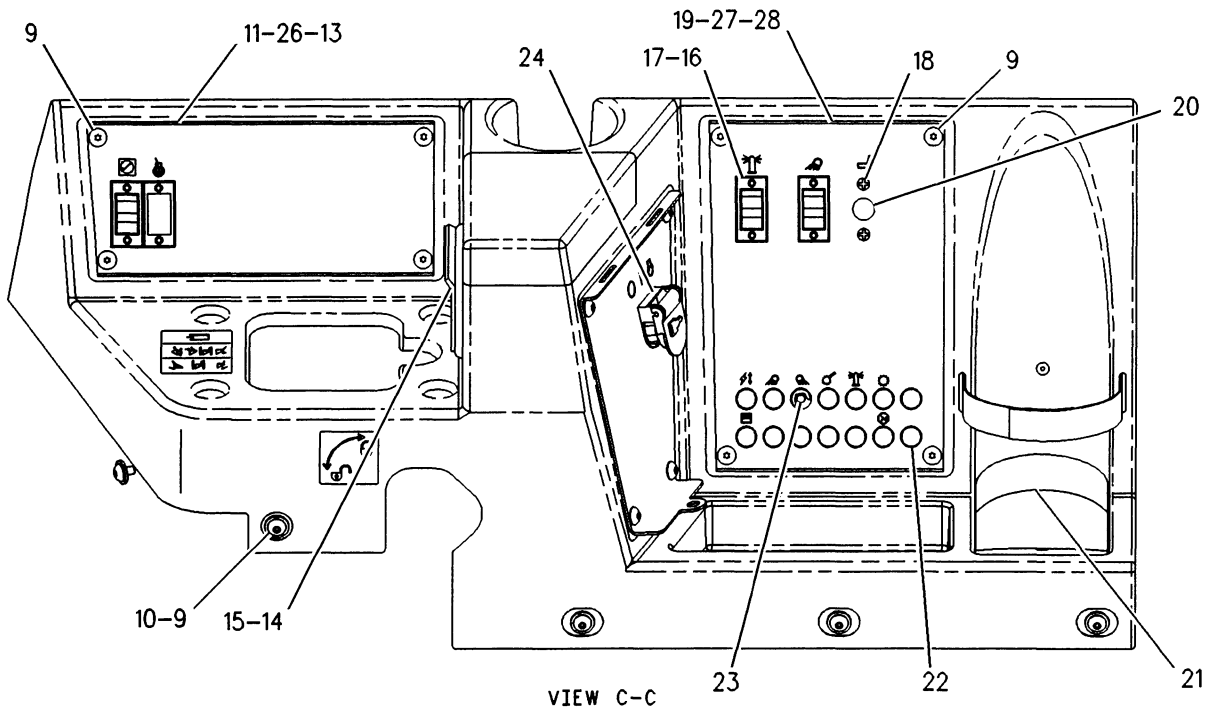
7475

1231137 PANEL GP-INSTRUMENT-PART 2 OF 2

S/N 1GN1-294

Part Of 1231150 Canopy Ar
An Attachment

OPERATOR STATION



RIGHT SIDE VIEW

REFER TO ALL ILLUSTRATIONS OF
THIS GROUP FOR AUXILIARY VIEWS

F-683924 CP

7475

1231137 PANEL GP-INSTRUMENT-PART 1 OF 2

S/N 1GN295-Up
Part Of 1231150 Canopy Ar
An Attachment

OPERATOR STATION

NOTE	REF NO	PART NUMBER	QTY	PART NAME	NOTE	REF NO	PART NUMBER	QTY	PART NAME
C	1	1345933	1	CONSOLE					
	2	5P8245	1	WASHER (3MM THK)					
M	3	8T4244	1	NUT (M12X1.75 THD)					
	4	6H4006	1	GROMMET					
	5	3S2093	1	STRAP-CABLE (1.75IN DIA)					
	6	1030677	1	STRAP					
	7	6V2491	1	RIVET-POP					
	8	8T4205	1	WASHER-HARD (2MM THK)					
M	9	9X2044	13	SCREW-TRUSS HEAD (M6X1X16MM)					
	10	9X2038	5	WASHER (2MM THK)					
	11	1113774	1	PANEL AS					
	12	7T0493	2	PLUG-ROCKER SWITCH					
	13	1184940	1	GASKET					
	14	8Y6333	1	GASKET-ASH TRAY					
	15	8Y5746	1	ASHTRAY					
	16	6T6329	2	BEZEL-ROCKER SWITCH					
	17	6V8927	4	BOLT-SOCKET HEAD (6-32X.50IN)					
	18	1039425	2	SCREW-MACHINE					
	19	1113773	1	PANEL AS					
M		6V9632	2	NUT-WELD (M6X1 THD)					
	20	3V4694	1	PLUG-BUTTON					
	21	1021813	1	TRAY					
	22	4K5122	14	HOLDER AS-FUSE (EACH INCLUDES)					
		7N2867	1	CAP-FUSE HOLDER					
	23	3K8782	14	FUSE (10 AMP)					
Y	24	9G7641	1	SWITCH GP-START					
M	25	5C9553	1	BOLT (M6X1.0X16MM)					
	26	1231144	1	FILM-PANEL (SWITCHES)					
	27	1231146	1	FILM-PANEL (SWITCHES)					
	28	1184942	1	GASKET					
	29	1222384	1	HARNESS AS					
	30	3E5239	1	RELAY AS (24 VOLT)					
	31	1223498	1	BRACKET					
	32	9X8256	4	WASHER (2MM THK)					
M	33	5C2890	3	NUT (M6X1.00 THD)					

C-CHANGE FROM PREVIOUS TYPE
M-METRIC PART
Y-SEPARATE ILLUSTRATION

681041 CP

7475

1231137 PANEL GP-INSTRUMENT-PART 1 OF 2

S/N 1GN295-Up

9G7641-Page 117

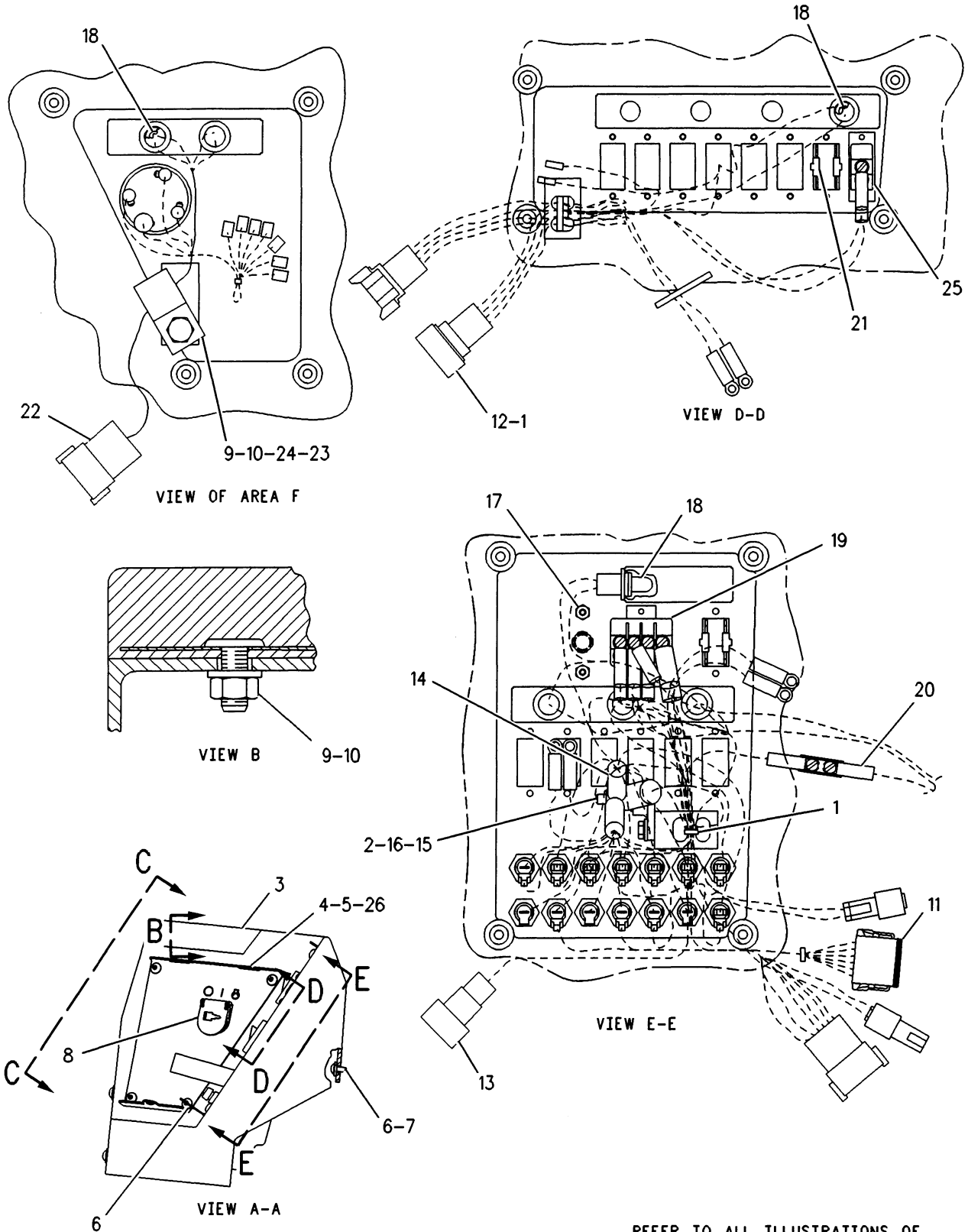
Part Of 1231150 Canopy Ar

An Attachment

SEBP2402

329.02

OPERATOR STATION



REFER TO ALL ILLUSTRATIONS OF THIS GROUP FOR AUXILIARY VIEWS

F-681037 CP

7475

1231137 PANEL GP-INSTRUMENT-PART 2 OF 2

S/N 1GN295-Up

Part Of 1231150 Canopy Ar
An Attachment

OPERATOR STATION

NOTE	REF NO	PART NUMBER	QTY	PART NAME	NOTE	REF NO	PART NUMBER	QTY	PART NAME
		1 3S2093	6	STRAP-CABLE (1.75IN DIA)					
		2 8T4205	2	WASHER-HARD (2MM THK)					
		3 1020525	1	CUSHION AS					
		4 1047179	1	PANEL AS					
M		5 1030673	1	FILM					
		6 9X2044	8	SCREW-TRUSS HEAD (M6X1X16MM)					
		7 9X2038	4	WASHER (2MM THK)					
		8 3T8730	1	COVER AS-PROTECTION					
M		9 8T4133	3	NUT (M10X1.50 THD)					
		10 8T4121	3	WASHER (2.5MM THK)					
		11 1231147	1	HARNESS AS					
		12 1231148	1	HARNESS AS					
		13 1031091	1	WIRE AS					
		14 1054359	2	WIRE AS					
		15 9G8451	1	BLOCK AS					
		1H3244	1	LOCKWASHER (NO.14)					
		4B4276	2	WASHER (1.6MM THK)					
		4L7124	1	BOLT (1/4-20X1.25IN)					
		6V8185	2	NUT (1/4-20 THD)					
M		16 5C9553	2	BOLT (M6X1.0X16MM)					
		17 4B2043	2	NUT (8-32 THD)					
		18 7N5876	7	LAMP-MINIATURE (24V)					
		19 9X1423	1	SWITCH AS-ROCKER (FLOOD LAMP)					
		3L8187	8	LOCKWASHER (3.7MM ID)					
		6V8374	8	SCREW-MACHINE (6-32X.25IN)					
		20 5R9299	1	BLOCK AS-TERMINAL					
		21 6T2774	4	CLIP					
		22 1027529	1	HARNESS AS					
		23 4K8864	1	CLIP (CIRCULAR)					
M		24 8T4136	1	BOLT (M10X1.50X25MM)					
		25 6T6066	1	SWITCH AS-ROCKER (TACH SELECT)					
		3L8187	2	LOCKWASHER (3.7MM ID)					
		6V8374	2	SCREW-MACHINE (6-32X.25IN)					
		26 1184941	1	GASKET					

M-METRIC PART

681038 CP

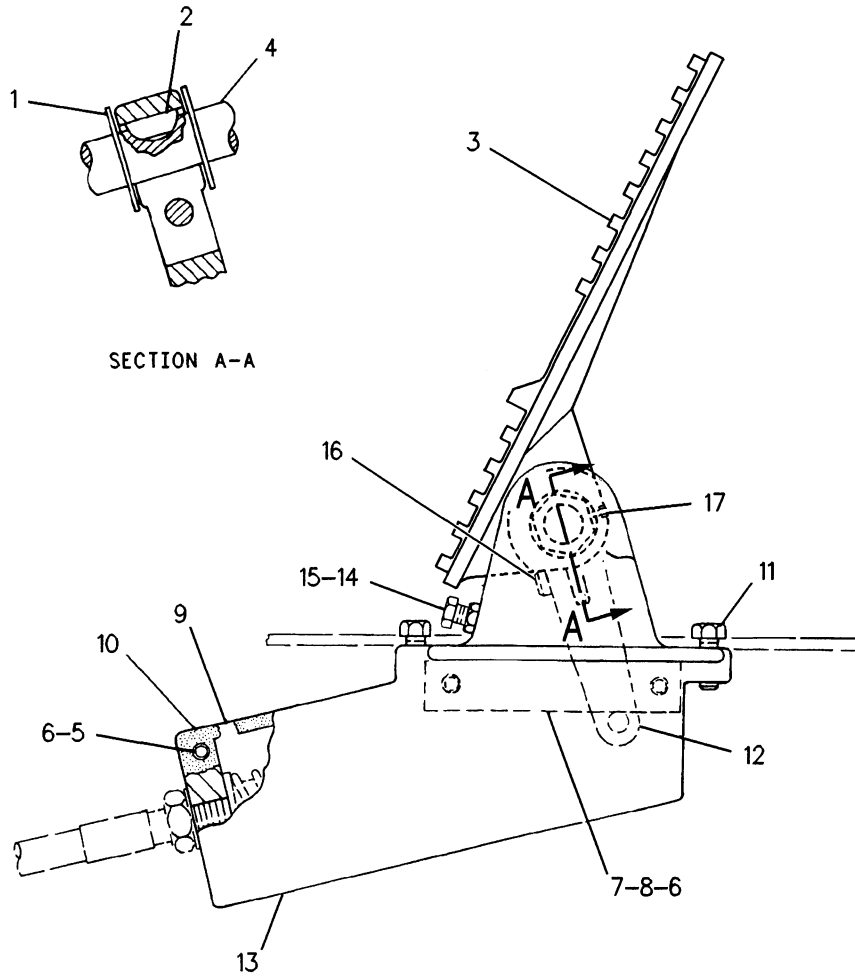
7475

1231137 PANEL GP-INSTRUMENT-PART 2 OF 2

S/N 1GN295-Up

Part Of 1231150 Canopy Ar
An Attachment

OPERATOR STATION



NOTE	REF NO	PART NUMBER	QTY	PART NAME	NOTE	REF NO	PART NUMBER	QTY	PART NAME
	1	2V7859	2	BEARING					
	2	1B8704	1	KEY-WOODRUFF					
	3	10G2433	1	PEDAL					
	4	8V1612	1	SHAFT-GOVERNOR CONTROL					
	5	310216	3	BOLT					
	6	8T4205	5	WASHER-HARD (2MM THK)					
	7	8V1597	1	BAR					
	8	6V6845	2	BOLT-LOCKING (1/4-20X1.25)					
	9	8V1596	1	COVER AS					
		6P0593	1	BEARING-ROLLER					
	10	8V1598	1	GASKET					
	11	4M6425	4	BOLT (5/16-18X1IN)					
	12	8V1613	1	LEVER					
	13	8V1621	1	HOUSING AS					
		6P0593	1	BEARING-ROLLER					
	14	7F3531	1	BOLT (1/4-28X1.25IN)					
	15	6V8187	1	NUT (1/4-28 THD)					
	16	7X3373	1	BOLT (5/16-18X.88IN)					
M	17	8C3210	1	BOLT (M6X1X16MM)					

M-METRIC PART

F-566544 EP

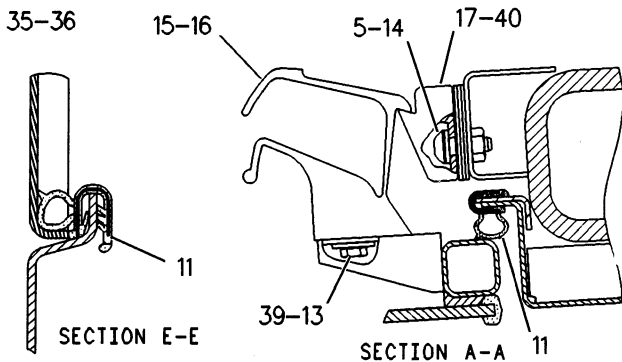
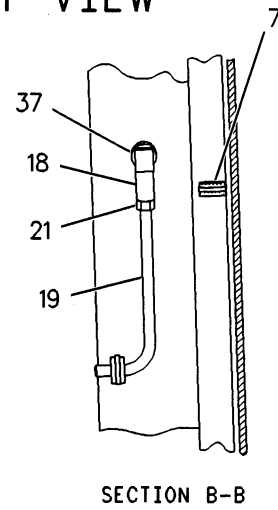
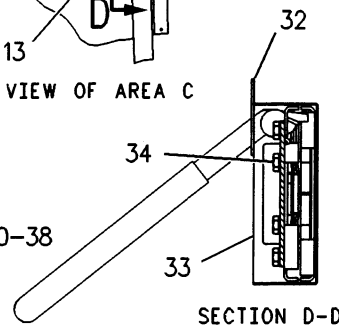
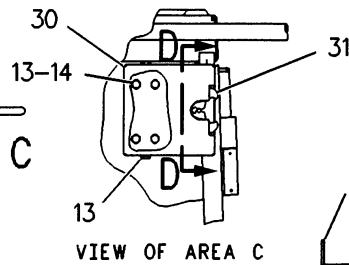
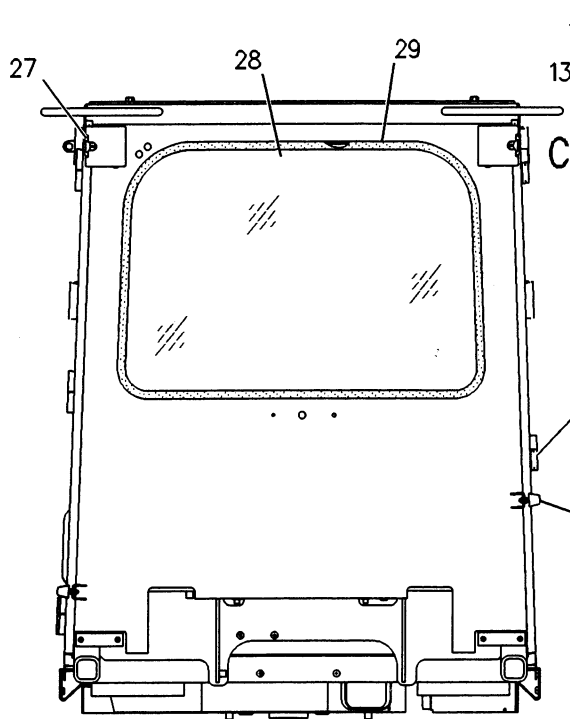
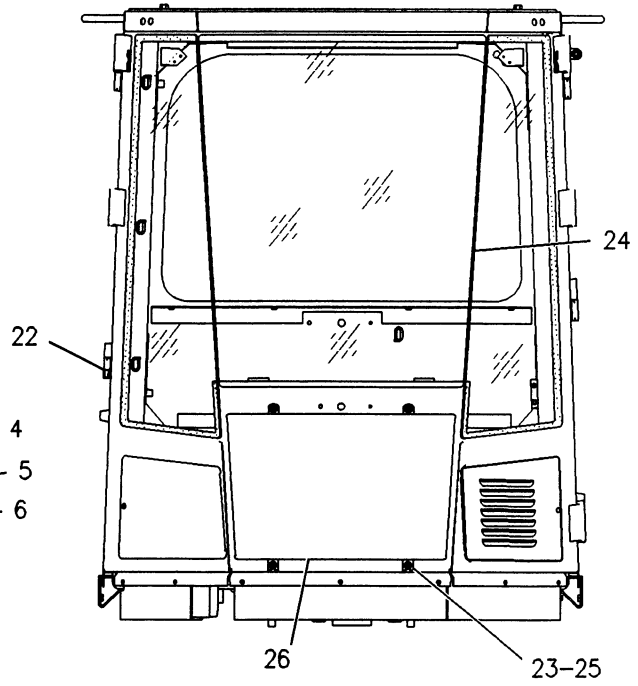
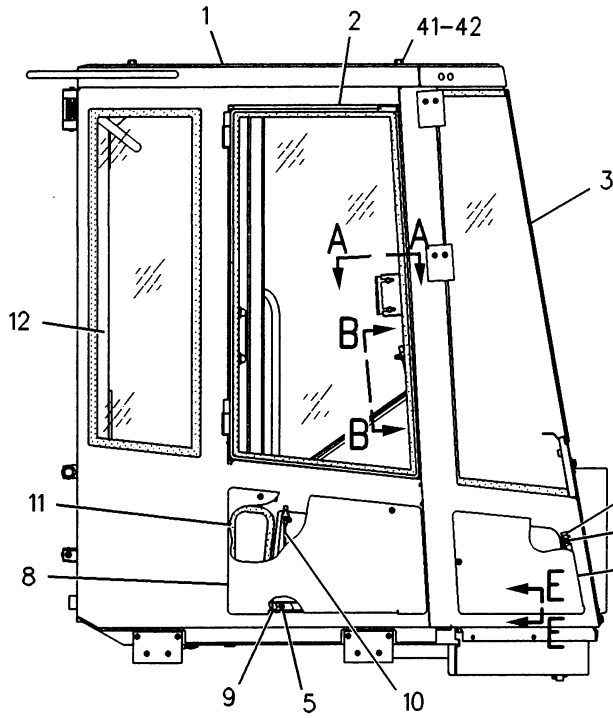
1276

1062360 PEDAL GP-GOVERNOR

Part Of 1213065 Operator Ar, 1231145 Operator Ar-Open ROPS

MEMORANDA

OPERATOR STATION



F-627643 CP

7325

1171401 ROPS GP-ENCLOSED-PART 1 OF 2
Part Of 1231130 Cab Ar

OPERATOR STATION

NOTE	REF NO	PART NUMBER	QTY	PART NAME	NOTE	REF NO	PART NUMBER	QTY	PART NAME
	1	1171402	1	CAB AS					
BE	2	8R9609	1	WINDOW AS					
		3E3000		SEAL					
		8R8330	1	GLASS					
	3	1108979	1	GLASS					
	4	8R9676	1	BAR					
M	5	9X2045	6	SCREW-TRUSS HEAD					
	6	1097670	1	DOOR AS-FRONT-RH					
		8R6128	1	HINGE					
		6W8906	1	LATCH AS					
	7	3K8107	2	GROMMET					
	8	8R9652	1	DOOR AS-RH					
		9C9382	1	HINGE					
		6W8906	2	LATCH AS					
	9	8R9670	1	BAR					
	10	8R9654	1	LANYARD					
BE	11	3E3805		SEAL					
	12	1049730	1	GLASS-RH					
M	13	5C9553	14	BOLT (M6X1.0X16MM)					
	14	8T4205	10	WASHER-HARD					
B	15	8T4745	2	SHIM (EACH 1 MM THK)					
	16	8T4160	1	HANDLE AS					
	17	6V6885	1	STRIKER-WINDOW					
	18	8C4413	1	BALL JOINT					
	19	9U1591	1	ROD					
	20	1081615	2	HINGE-RH					
M	21	5P7970	1	NUT (M8X1.25 THD)					
	22	4E0339	2	PIN					
M	23	8T4136	4	BOLT (M10X1.50X25MM)					
	24	1049732	1	GLASS					
	25	8T4121	4	WASHER					
	26	8R9685	1	COVER AS					
	27	5P9515	1	LATCH AS-DOOR					
	28	8R9644	1	GLASS-REAR					
BD	29	5P6605		SEAL (3.4 M)					
	30	8R9648	2	HOUSING					
	31	5P9516	1	LATCH AS-DOOR					
	32	4E2610	2	SEAL					
	33	8R9647	2	BRACKET AS					
		6V9632	2	NUT-WELD (M6X1 THD)					
M	34	8T4181	8	BOLT (M6X1X20)					
	35	4E1384	2	BUMPER-CONICAL					
M	36	5C7261	2	NUT (M8X1.25 THD)					
	37	8T4224	1	WASHER-HARD					
B	38	8R0739	4	WASHER					
	39	5P4115	2	WASHER					
B	40	6W3275	2	SHIM (1.5 MM THK)					
	41	8T4223	4	WASHER-HARD (3MM THK)					
M	42	7X2548	4	BOLT (M12X1.75X5.25MM)					

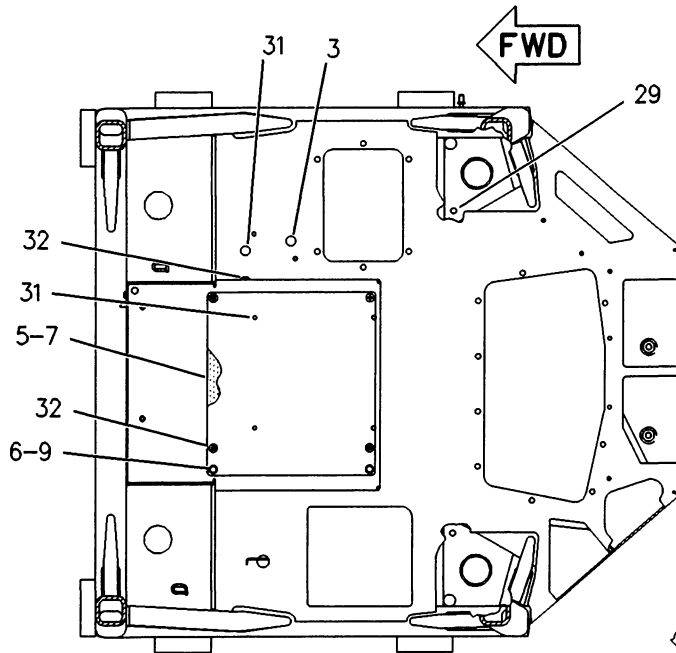
B-USE AS REQUIRED
D-ORDER BY THE METER
E-ORDER BY THE CENTIMETER
M-METRIC PART

627644 CP

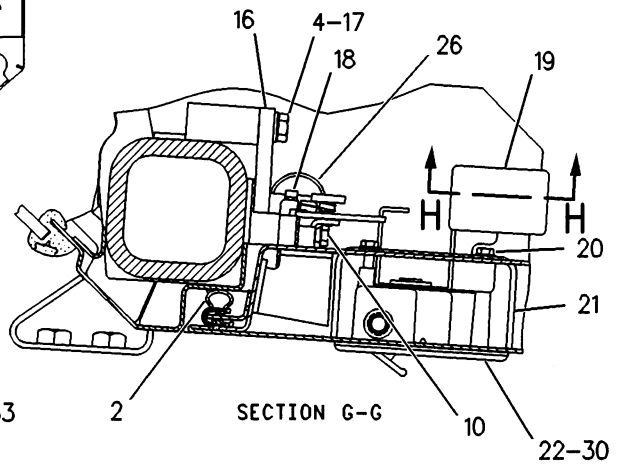
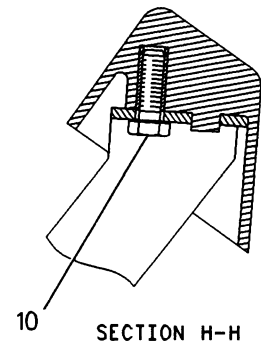
7325

1171401 ROPS GP-ENCLOSED-PART 1 OF 2
Part Of 1231130 Cab Ar

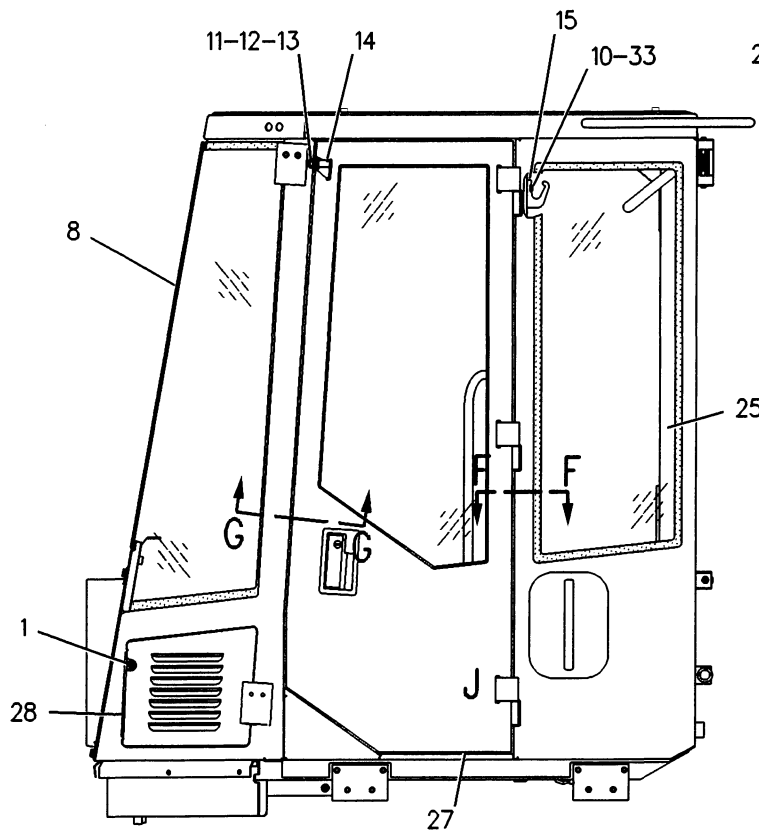
OPERATOR STATION



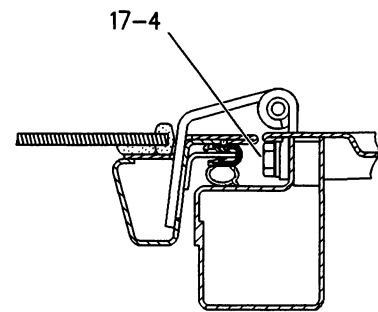
TOP VIEW (FLOORPLATE)



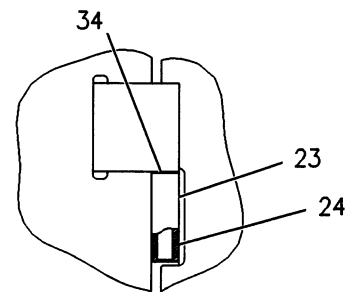
SECTION G-G



LEFT SIDE VIEW



SECTION F-F



VIEW OF AREA J

F-627645 CP

7325

1171401 ROPS GP-ENCLOSED-PART 2 OF 2
Part Of 1231130 Cab Ar

OPERATOR STATION

NOTE	REF NO	PART NUMBER	QTY	PART NAME	NOTE	REF NO	PART NUMBER	QTY	PART NAME
M	1	9X2045	2	SCREW-TRUSS HEAD					
BE	2	3E3805		SEAL					
	3	5P5774	1	PLUG					
M	4	8T5091	12	BOLT (M8X1.25X20 MM)					
	5	1114679	1	GASKET					
M	6	8T4136	2	BOLT (M10X1.50X25MM)					
	7	1114662	1	PLATE AS					
		3P3604	5	STUD-WELD (1/4-20X.620)					
	8	1049733	1	GLASS					
	9	8T4121	2	WASHER					
M	10	8T4181	6	BOLT (M6X1X20)					
M	11	6V7687	1	LOCKNUT (M12X1.75 THD)					
	12	8T4223	1	WASHER-HARD					
B	13	8T0318	2	SHIM (EACH SHIM .8MM THK)					
	14	8Y4579	1	STRIKER AS					
		8T4158	1	WASHER					
	15	6V8928	1	HOOK-COAT					
	16	7X2498	1	STRIKER AS					
	17	8T4224	12	WASHER-HARD					
	18	7X2500	1	LATCH AS-DOOR					
	19	7X2497	1	HANDLE-DOOR					
M	20	8T4180	4	SCREW-MACHINE					
	21	8T4747	2	BRACKET					
	22	8Y4807	1	HANDLE AS					
		8Y4501	1	SPRING-HANDLE					
	23	8R0737	3	HINGE					
	24	4E0340	3	PIN					
	25	1049729	1	GLASS-LH					
	26	1069561	1	GUARD					
	27	8R9675	1	DOOR AS					
		8R9643	1	GLASS-DOOR					
		8R0733	3	HINGE					
		8R9380	1	HANDHOLD					
	28	4E0582	1	DOOR AS-LH					
	29	8B2540	2	CORK					
	30	8Y6386	1	SEAL-HANDLE					
	31	5B7267	6	CORK					
M	32	9X2041	6	SCREW-TRUSS HEAD					
	33	8T4205	1	WASHER-HARD					
	34	8R0739	6	WASHER					

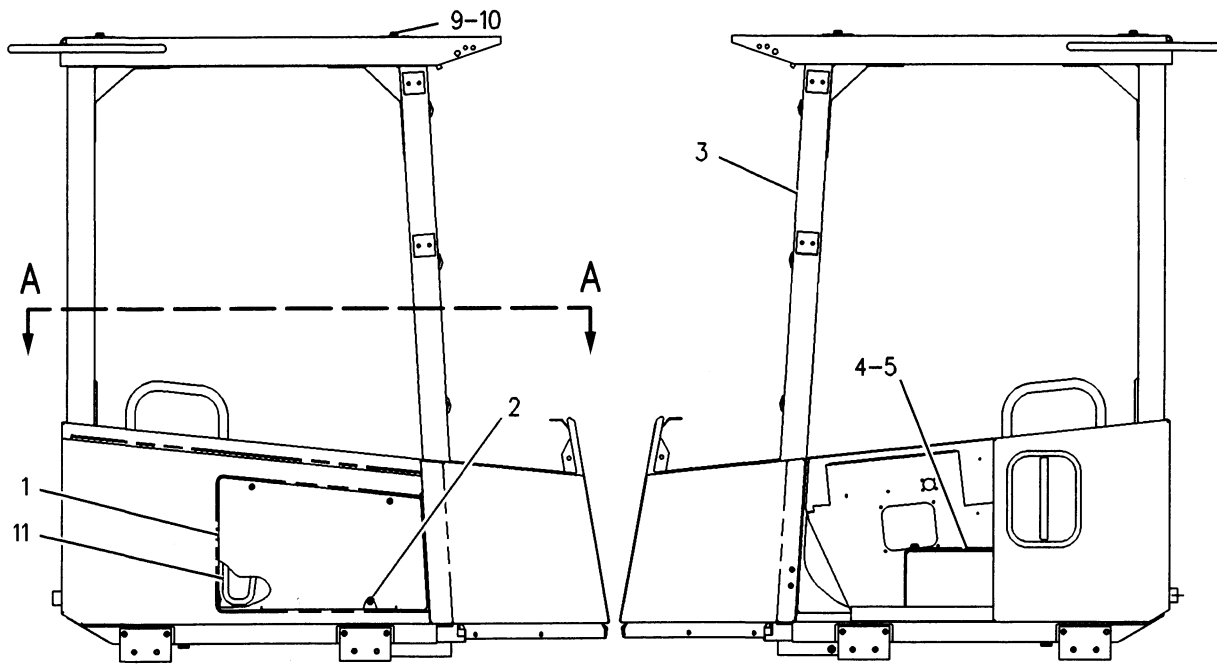
B-USE AS REQUIRED
 E-ORDER BY THE CENTIMETER
 M-METRIC PART

604880 CP

7325

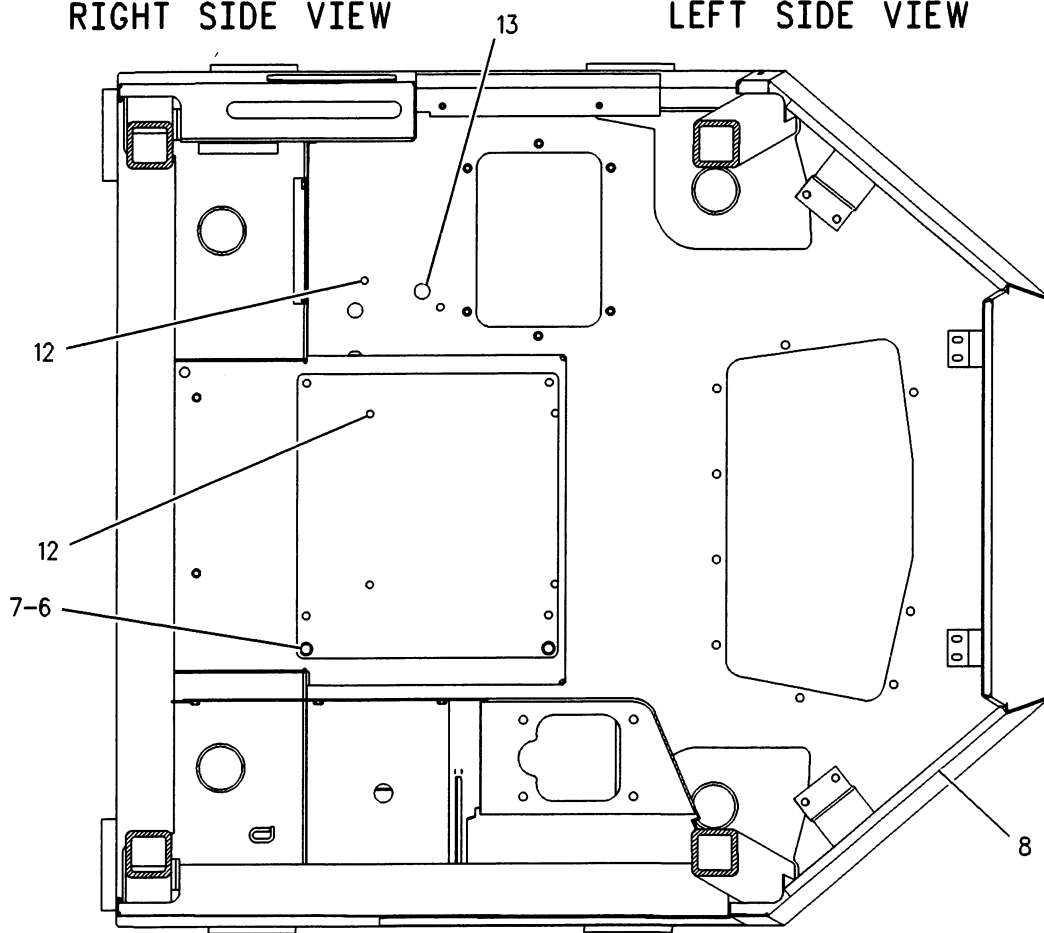
1171401 ROPS GP-ENCLOSED-PART 2 OF 2
 Part Of 1231130 Cab Ar

OPERATOR STATION



RIGHT SIDE VIEW

LEFT SIDE VIEW



SECTION A-A

F-627471 CP

7323

1171409 ROPS GP-OPEN
Part Of 1231150 Canopy An
An Attachment

OPERATOR STATION

NOTE	REF NO	PART NUMBER	QTY	PART NAME	NOTE	REF NO	PART NUMBER	QTY	PART NAME
	1	8R9652	1	DOOR AS-RH					
		6W8906	2	LATCH AS					
		9C9382	1	HINGE					
M	2	9X2045	2	SCREW-TRUSS HEAD					
	3	1171408	1	CANOPY AS					
		3P3604	14	STUD-WELD (1/4-20X.620)					
		4E1215	1	HANDHOLD					
		6V0352	1	SEAL					
M		6V9632	25	NUT-WELD (M6X1 THD)					
		7T1099	8	LINK					
		8R2034	5	BOSS					
		8R7750	2	HANDHOLD					
M		8T3490	32	NUT-WELD (M10X1.5-6H THD)					
M		8T3612	11	NUT-WELD (M8X1.25 THD)					
M		8T3635	3	STUD (M12X1.75X34.93 MM)					
M		8T4967	2	STUD (M10X1.5X23 MM)					
		9G9152	1	CLIP					
	4	1114662	1	PLATE AS					
		3P3604	5	STUD-WELD (1/4-20X.620)					
	5	1114679	1	GASKET					
M	6	8T4136	2	BOLT (M10X1.50X25MM)					
	7	8T4121	2	WASHER					
BE	8	3E3805		SEAL (70 CM)					
	9	8T4223	4	WASHER-HARD					
M	10	7X2548	4	BOLT (M12X1.75X5.25MM)					
BD	11	5P9205		SEAL (2M)					
	12	5B7267	6	CORK					
	13	5P5774	1	PLUG					

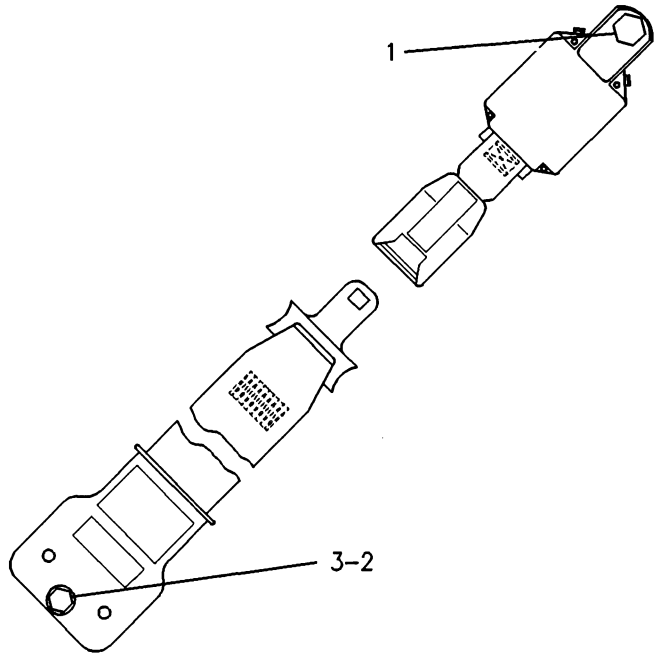
B-USE AS REQUIRED
D-ORDER BY THE METER
E-ORDER BY THE CENTIMETER
M-METRIC PART

626313 CP

7323

1171409 ROPS GP-OPEN
Part Of 1231150 Canopy Ar
An Attachment

OPERATOR STATION

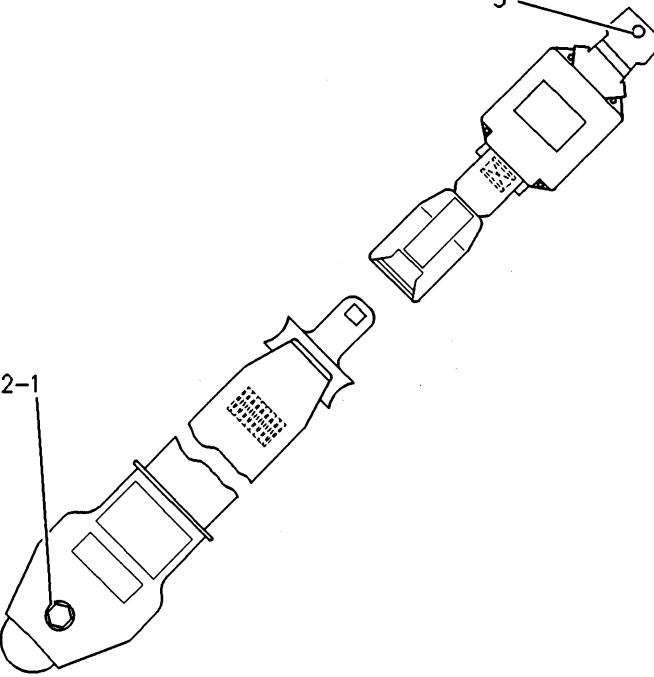


NOTE	REF NO	PART NUMBER	QTY	PART NAME
	1	8S0934	1	LOCKNUT-FLANGE
	2	8T5360	1	WASHER
	3	8Y5953	2	BOLT-HEX

F-567113 EP

7327

8Y3792 SEAT BELT GP-RETRACTABLE
Part Of 8Y6918 Seat
An Attachment



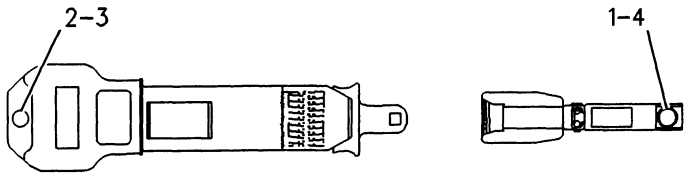
NOTE	REF NO	PART NUMBER	QTY	PART NAME
	1	8S0934	1	LOCKNUT-FLANGE (7/16-20 THD)
	2	1J6298	1	BOLT (7/16-20X3.5IN)
	3	8S4723	1	BOLT (7/16-20X1.5IN)

F-625736 CP

7327

1297253 SEAT BELT GP
Part Of 1149410, 1082191 Seats-Suspension

OPERATOR STATION



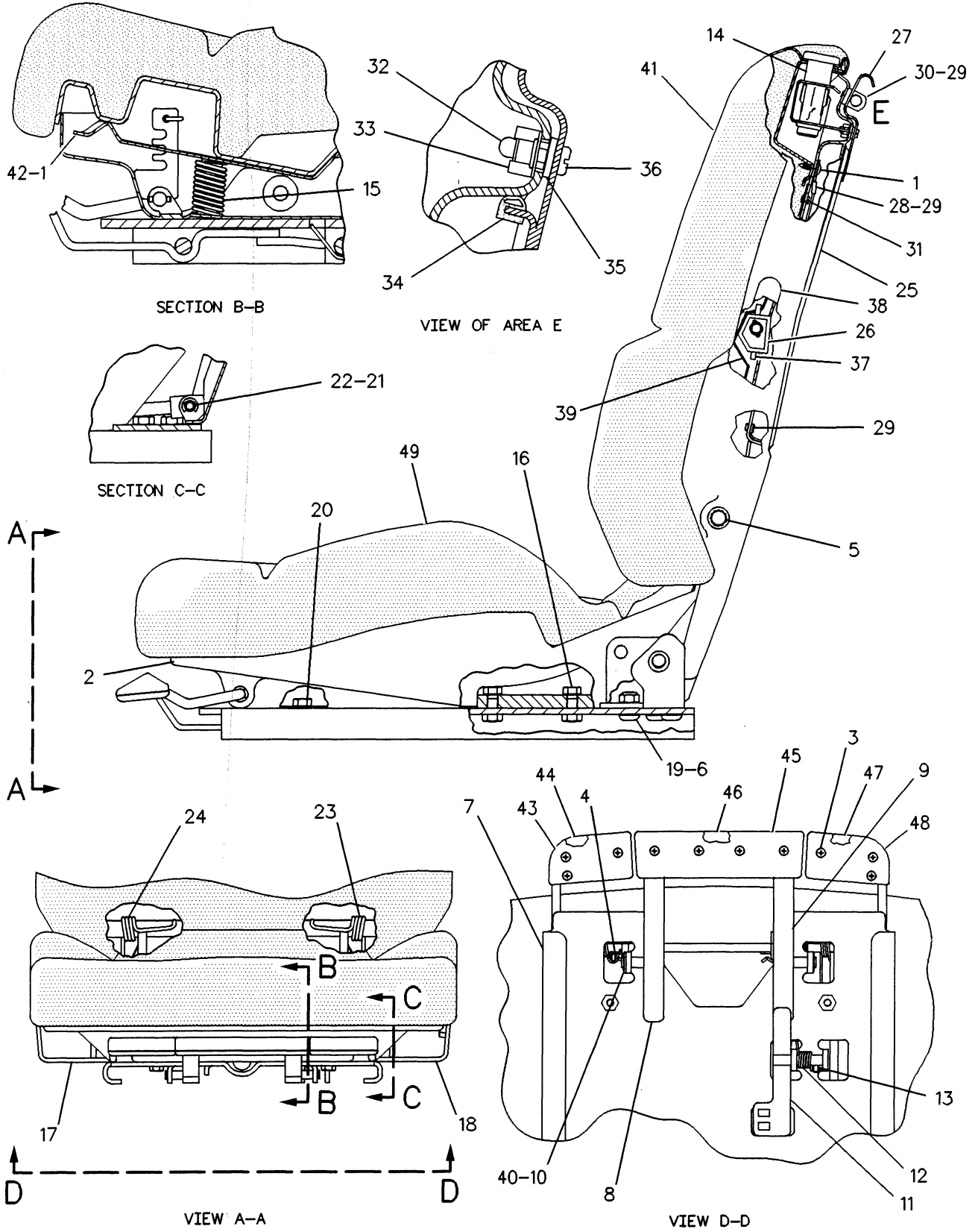
NOTE	REF NO	PART NUMBER	QTY	PART NAME
	1	4D6432	1	LOCKNUT (7/16-20 THD)
	2	8T5360	1	WASHER (2.5MM THK)
	3	8Y5953	1	BOLT-HEX
	4	1A4350	1	BOLT (7/16-20X1.75IN)

R-621770 CP

7312

1224617 SEAT BELT GP
 Retractable
 Part Of 8Y6918 Seat-Suspension
 An Attachment

OPERATOR STATION



F-5668 15 EP

7312

8Y5986 SEAT GP-FABRIC-LUMBAR
 Part Of 8Y6918 Seat
 An Attachment

OPERATOR STATION

NOTE	REF NO	PART NUMBER	QTY	PART NAME	NOTE	REF NO	PART NUMBER	QTY	PART NAME
JN	1	8Y5947	4	FASTENER					THE FOLLOWING REPAIR KITS ARE AVAILABLE: KIT-TILT PAN (INCLS PARTS MARKED J) KIT-SEAT KNOB (INCLS PARTS MARKED L) KIT-SEAT CUSHION (INCLS PARTS MARKED N) KIT-BLOCK (INCLS BLOCKS-SLIDER & BOLT)
Y	2	8Y5992	1	PAN GP-SEAT					
L	3	1130899	10	SCREW-FLAT HEAD (6-20X.5IN)			8Y6933	1	
J	4	9L7469	2	LOCKPIN			1124577	1	
	5	5P7076	2	BOLT-12 POINT HEAD (7/16-20 THD)			8Y5891	1	
		7B7525	2	OR BOLT-SOCKET HEAD (7/16-14 THD)			8Y5889	1	
		8Y6051	2	SPACER (14.24MM THK)					
	6	2K4973	6	LOCKNUT (3/8-16 THD)					
	7	8Y5929	1	PLATE AS-SLIDE					
		4K9097	6	NUT-WELD (5/16-18 THD)					
	8	8Y5930	1	BAR AS-SLIDE					
	9	8Y5931	1	BAR AS-LATCH					
	10	8S7803	2	RING-RETAINING					
	11	8Y5932	1	LATCH AS					
	12	8Y5936	1	SPRING					
	13	950878	1	PIN-SPRING					
	14	8Y5981	2	BUSHING-BACKREST					
	15	8Y5928	2	SPRING					
	16	2B2695	4	BOLT (5/16-18X.875IN)					
	17	8Y5937	1	BRACKET AS-RH					
	18	8Y5938	1	BRACKET AS-LH					
	19	7U4898	6	SCREW (3/8-16X0.75IN)					
	20	1C0569	2	BOLT (5/16-18X.5IN)					
	21	8Y5979	1	PIN					
	22	6V2456	2	RING-RETAINING					
	23	8Y6834	1	SPRING-LH					
	24	8Y6833	1	SPRING-RH					
C	25	1088421	1	PAN AS-BACK					
	26	8Y5903	2	CAM					
	27	8Y6006	1	LID AS					
	28	8Y6010	1	LANYARD					
A		5P7958		SLEEVE-CABLE SPLICE					
C	29	4S8287	8	RIVET-POP (6MM DIA)					
	30	8Y5972	1	LATCH					
	31	9M5733	2	RIVET-POP (4.78MM DIA)					
	32	3E4336	1	STUD-BALL					
	33	3E4335	1	CLIP					
BE	34	3E6575		SEAL					
	35	8F1462	1	WASHER-PLATED					
	36	2F7306	1	SCREW-MACHINE (6-32X.25IN)					
	37	3E4362	2	PIN-SPRING					
C	38	1088423	1	SHAFT AS-LUMBAR					
C	39	1088424	1	PAN-LUMBAR					
B	40	618803	4	SHIM (.060MM THK)					
C	41	1088426	1	CUSHION AS-BACK					
JZ	42		1	PAN AS					
LZ	43		1	KNOB-SEAT TILT (LOWER)					
LZ	44		1	KNOB-SEAT TILT (UPPER)					
LZ	45		1	KNOB-SLIDE (LOWER)					
LZ	46		1	KNOB-SLIDE (UPPER)					
LZ	47		1	KNOB-BACK TILT (UPPER)					
LZ	48		1	KNOB-BACK TILT (LOWER)					
NZ	49		1	CUSHION AS-SEAT					

A-NOT PART OF THIS GROUP
 B-USE AS REQUIRED
 C-CHANGE FROM PREVIOUS TYPE
 E-ORDER BY THE CENTIMETER
 Y-SEPARATE ILLUSTRATION
 Z-NOT SERVICED SEPARATELY

686531 P

7312

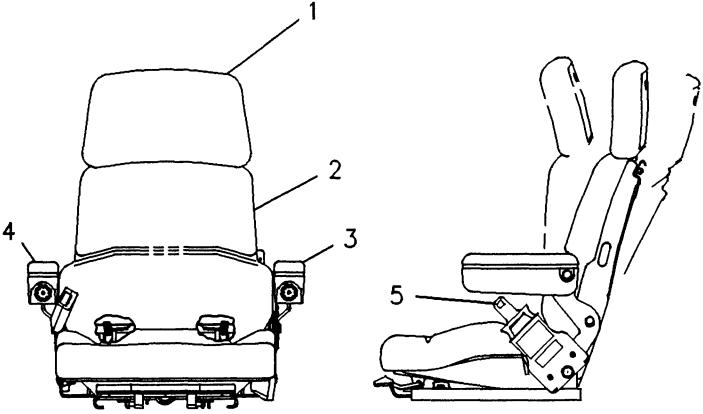
8Y5986 SEAT GP-FABRIC-LUMBAR

8Y5992-Page 315

Part Of 8Y6918 Seat

An Attachment

OPERATOR STATION

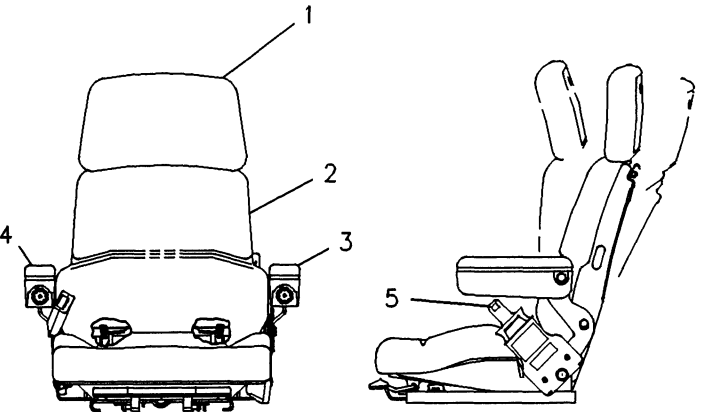
	NOTE	REF NO	PART NUMBER	QTY	PART NAME
 <p style="text-align: center;">FRONT VIEW SIDE VIEW</p>	Y	1	8Y5874	1	EXTENSION GP-BACKREST
	Y	2	8Y5986	1	SEAT GP
	Y	3	8Y6000	1	ARMREST GP
	Y	4	8Y4200	1	ARMREST GP
	Y	5	8Y3792	1	SEAT BELT GP
Y-SEPARATE ILLUSTRATION					

F-559566 EP

7312

8Y6918 SEAT GP-FABRIC-LUMBAR

Type 1. 8Y3792-Page 338, 8Y4200-Page 280, 8Y5874-Page 292,
8Y5986-Page 340, 8Y6000-Page 281
Part Of 1019079 Seat-Suspension. An Attachment

	NOTE	REF NO	PART NUMBER	QTY	PART NAME
 <p style="text-align: center;">FRONT VIEW SIDE VIEW</p>	Y	1	8Y5874	1	EXTENSION GP-BACKREST
	Y	2	8Y5986	1	SEAT GP
	Y	3	8Y6000	1	ARMREST GP
	Y	4	8Y4200	1	ARMREST GP
	CY	5	1224617	1	SEAT BELT GP
C-CHANGE FROM PREVIOUS TYPE Y-SEPARATE ILLUSTRATION					

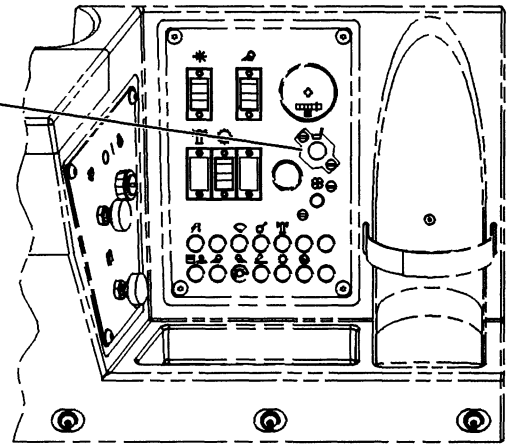
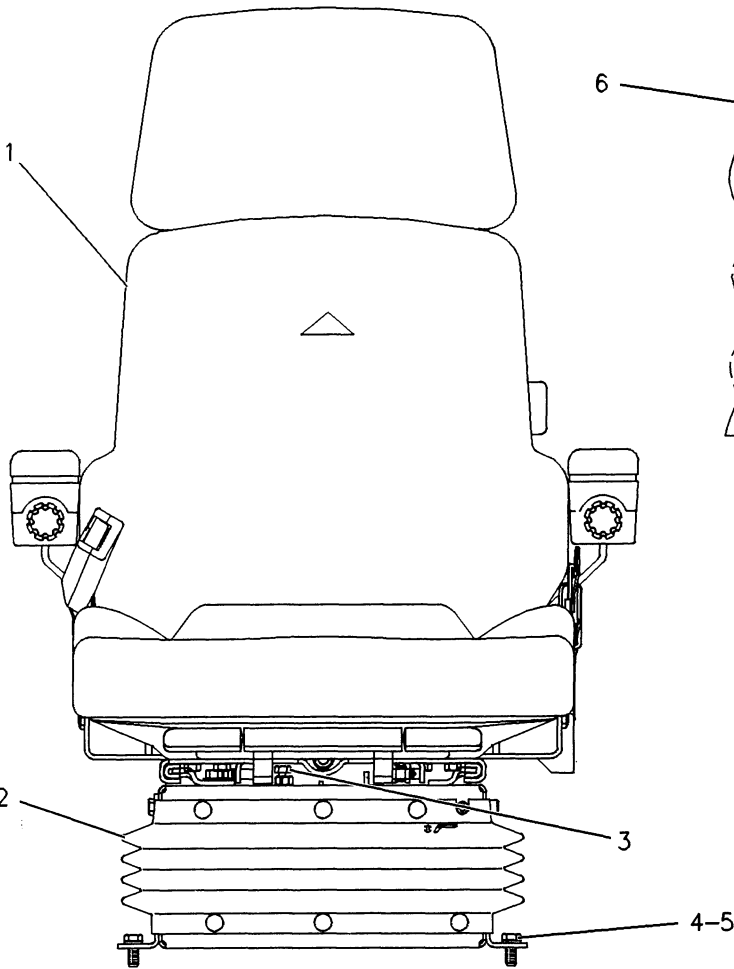
F-674390 CP

7312

8Y6918 SEAT GP-FABRIC-LUMBAR

Type 2. 1224617-Page 339, 8Y4200-Page 280, 8Y5874-Page 292,
8Y5986-Page 340, 8Y6000-Page 281
Part Of 1019079 Seat-Suspension. An Attachment

OPERATOR STATION



VIEW OF INSTRUMENT PANEL

NOTE	REF NO	PART NUMBER	QTY	PART NAME	NOTE	REF NO	PART NUMBER	QTY	PART NAME
Y	1	8Y6918	1	SEAT GP					
CY	2	1197027	1	SUSPENSION GP-SEAT					
	3	4F4879	1	BOLT (3/8-16X.5IN)					
M	4	9X2125	4	BOLT-LOCKING (M10X1.5X25MM)					
	5	8T4896	4	WASHER-HARD (2.5MM THK)					
	6	6N8589	1	CIRCUIT BREAKER AS (15 AMP)					

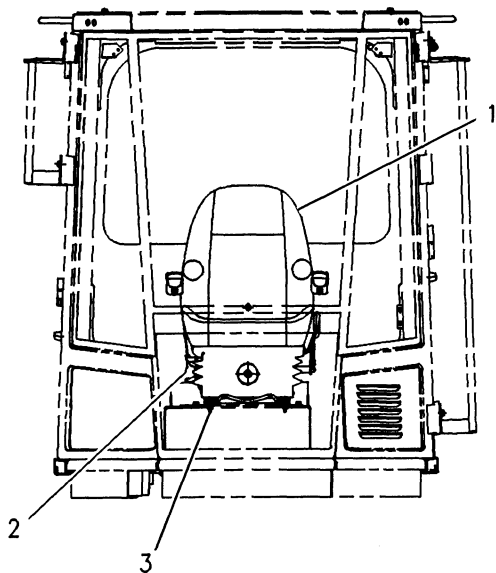
C-CHANGE FROM PREVIOUS TYPE
M-METRIC PART
Y-SEPARATE ILLUSTRATION

F-603201 CP

7324

1019079 SEAT GP-SUSPENSION
Fabric Covered Contour Seat
8Y6918-Page 342, 1197027-Page 352
An Attachment

OPERATOR STATION



NOTE	REF NO	PART NUMBER	QTY	PART NAME
Y	1	1082192	1	SEAT GP-SUSPENSION
Y	2	1091656	1	SEAT BELT GP
M	3	1139232	4	BOLT-HEX HEAD (8X1.25X30 MM)

M-METRIC PART
Y-SEPARATE ILLUSTRATION

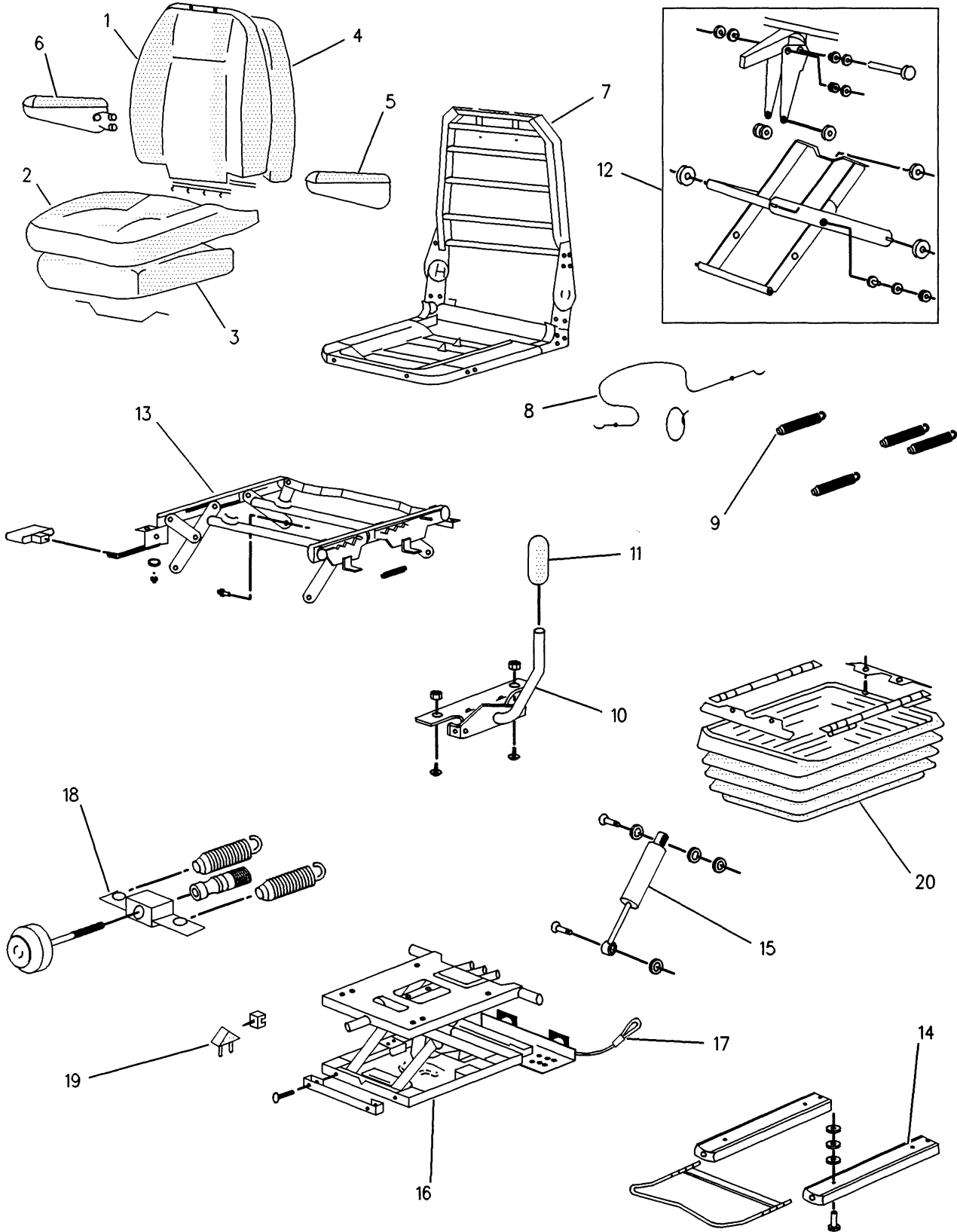
F-576945 EP

7324

1082191 SEAT GP-SUSPENSION-VINYL
 1082192-Page 346, 1297253-Page 338
 Part Of 1231150 Canopy Ar
 An Attachment

MEMORANDA

OPERATOR STATION



F-569154 EP

7324

1082192 SEAT GP-SUSPENSION-VINYL
 Part Of 1082191 Seat-Suspension
 An Attachment

OPERATOR STATION

NOTE	REF NO	PART NUMBER	QTY	PART NAME	NOTE	REF NO	PART NUMBER	QTY	PART NAME
J	1	1105054	1	KIT-COVER					
J	2	1105058	1	KIT-COVER					
J	3	1105059	1	KIT-FOAM					
J	4	1105056	1	KIT-FOAM					
	5	1105060	1	KIT-ARMREST-LH					
	6	1105061	1	KIT-ARMREST-RH					
J	7	1105052	1	KIT-FRAME AS					
	8	7I6756	1	KIT-CABLE ADJUSTER					
	9	1105062	1	KIT-SPRING					
	10	1105064	1	KIT-LEVER AS					
	11	1105067	1	KIT-HANDLE					
	12	1105074	1	KIT-SUSPENSION BEARING					
	13	1105063	1	KIT-HEIGHT RISER					
	14	1105072	1	KIT-SLIDE RAIL					
	15	1105065	1	KIT-DAMPER					
	16	1105073	1	SUSPENSION AS					
	17	1282678	1	KIT-TETHER					
	18	1105068	1	KIT-ADJUSTER					
	19	1105066	1	KIT-BUMPSTOP					
	20	1105071	1	KIT-SUSPENSION COVER					
JF	21	1105051	1	KIT-UPPER AS (INCLUDES PARTS MARKED J)					

F-NOT SHOWN

637617 CP

7324

1082192 SEAT GP-SUSPENSION-VINYL
Part Of 1082191 Seat-Suspension
An Attachment

OPERATOR STATION

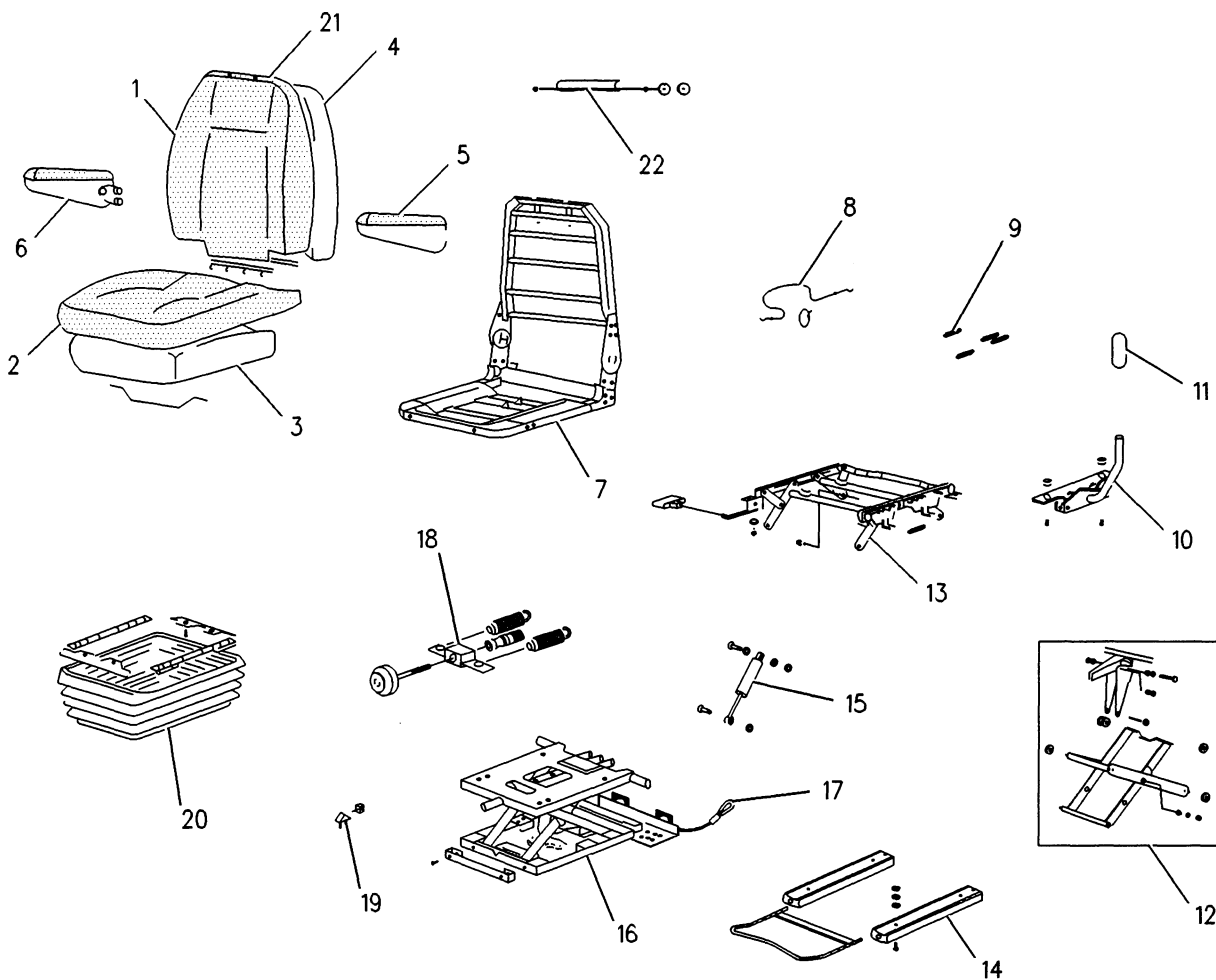
	PAGE
1 1149411 SEAT GP-SUSPENSION.....	349
1 1297253 SEAT BELT GP.....	338
4 1139232 BOLT	
1 1175976 HEADREST	

625735 P

7324

1149410 SEAT GP-SUSPENSION-FABRIC
Part Of 1231130 Cab Ar

OPERATOR STATION



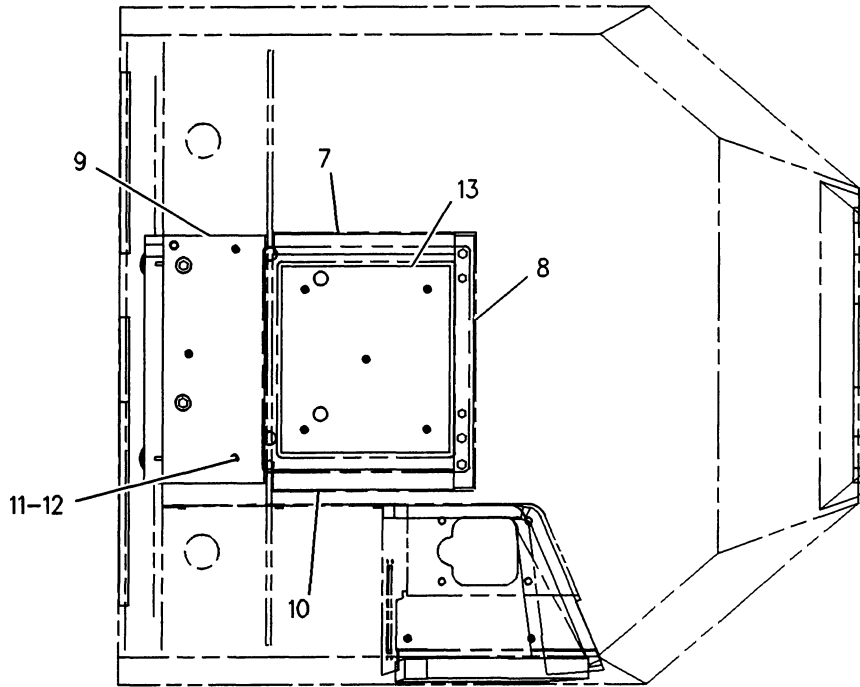
NOTE	REF NO	PART NUMBER	QTY	PART NAME	NOTE	REF NO	PART NUMBER	QTY	PART NAME
	1	1105053	1	KIT-COVER					
	2	1105057	1	KIT-COVER					
	3	1105059	1	KIT-FOAM					
	4	1105056	1	KIT-FOAM					
	5	1105060	1	KIT-ARMREST-LH					
	6	1105061	1	KIT-ARMREST-RH					
	7	1105052	1	KIT-FRAME AS					
	8	716756	1	KIT-CABLE ADJUSTER					
	9	1105062	1	KIT-SPRING					
	10	1105064	1	KIT-LEVER AS					
	11	1105067	1	KIT-HANDLE					
	12	1105074	1	KIT-SUSPENSION BEARING					
	13	1105063	1	KIT-HEIGHT RISER					
	14	1105072	1	KIT-SLIDE RAIL					
	15	1105065	1	KIT-DAMPER					
	16	1105073	1	SUSPENSION AS					
	17	1282678	1	KIT-TETHER					
	18	1105068	1	KIT-ADJUSTER					
	19	1105066	1	KIT-BUMPSTOP					
	20	1105071	1	KIT-SUSPENSION COVER					
	21	1105050	1	KIT-UPPER AS					
	22	8Y5711	1	KIT-SUPPORT					

F- 664321 P

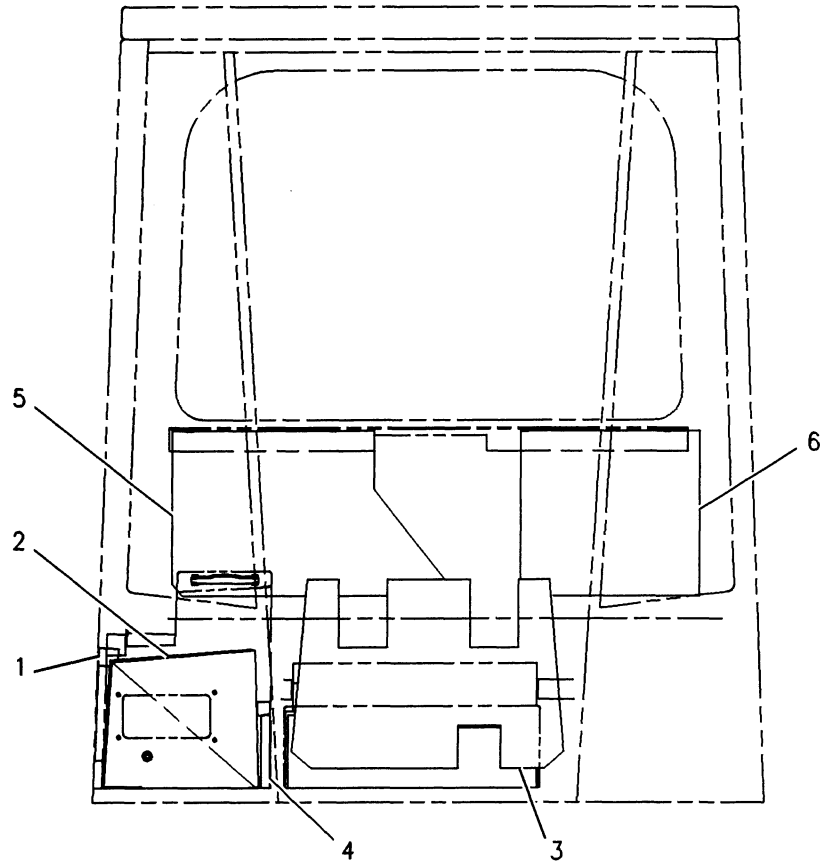
7324

1149411 SEAT GP-SUSPENSION
Part Of 1149410 Seat-Suspension

OPERATOR STATION



TOP VIEW



FRONT VIEW

F-581187 EP

1801

1114681 SUPPRESSION GP-SOUND
Part Of 1231130 Cab Ar

OPERATOR STATION

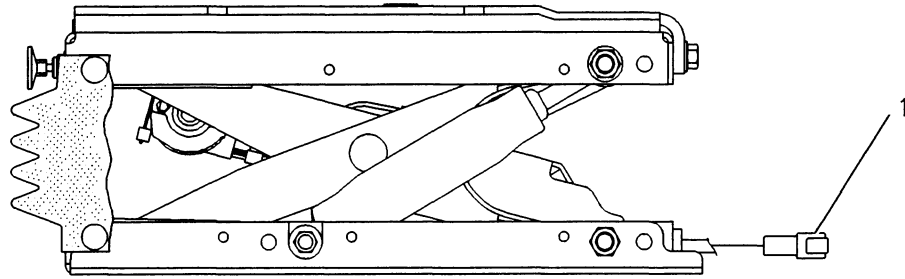
NOTE	REF NO	PART NUMBER	QTY	PART NAME	NOTE	REF NO	PART NUMBER	QTY	PART NAME
	1	4E3023	1	INSULATION					
	2	9U4648	1	INSULATION					
	3	4E3021	1	INSULATION					
	4	1030678	1	INSULATION					
	5	9U2507	1	INSULATION					
	6	9U2506	1	INSULATION					
	7	9U4152	1	INSULATION					
	8	9U3403	1	INSULATION					
	9	1036330	1	INSULATION					
	10	9U3406	1	INSULATION					
	11	3P4570	10	BUTTON					
	12	908865	10	SPACER					
	13	1114676	1	INSULATION					

581188 EP

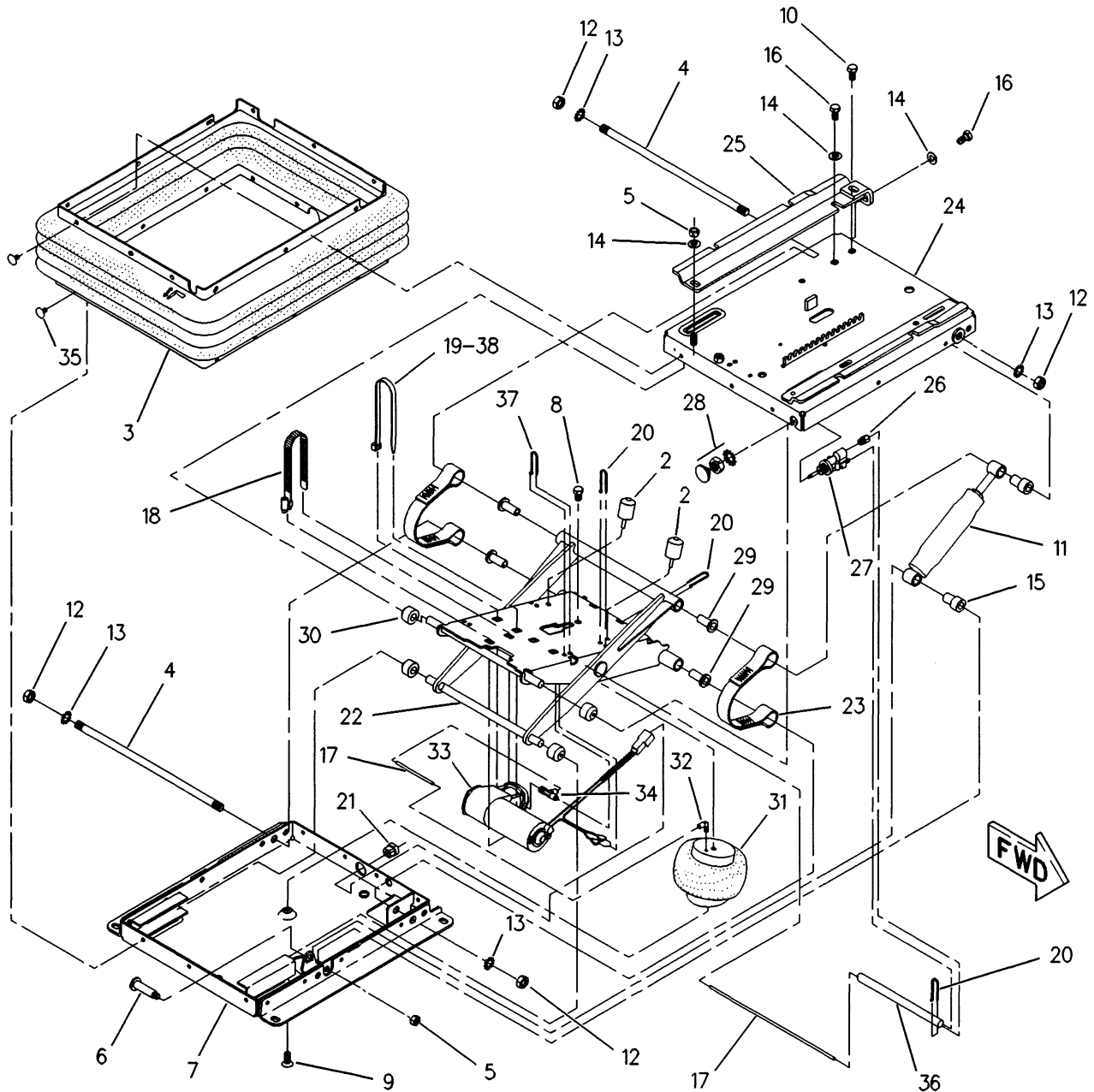
1801

1114681 SUPPRESSION GP-SOUND
Part Of 1231130 Cab Ar

OPERATOR STATION



FRONT VIEW



F-610082 CP

7324

1197027 SUSPENSION GP-SEAT
 Part Of 1019079 Seat-Suspension
 An Attachment

OPERATOR STATION

NOTE	REF NO	PART NUMBER	QTY	PART NAME	NOTE	REF NO	PART NUMBER	QTY	PART NAME
	1	1028802	1	KIT-RECEPTACLE					
	2	1026317	2	BUMPER					
	3	8Y6917	1	BOOT					
	4	1238157	2	SHAFT					
	5	2K4973	2	LOCKNUT (3/8-16 THD)					
	6	4V8556	1	BOLT					
	7	8Y6922	1	HOUSING AS					
	8	5P8167	1	BOLT (3/8-16X.625IN)					
	9	8M3267	1	SCREW-HEX SOCKET					
	10	3H5841	1	BOLT					
	11	1239131	1	ABSORBER-SHOCK					
	12	1B4430	4	NUT-JAM (1/2-20 THD)					
	13	3J4818	4	LOCKWASHER-TOOTH (1/2 IN)					
	14	4B4278	3	WASHER (20.5MM OD)					
	15	4V7884	2	BEARING					
	16	5M3062	2	BOLT (3/8-16X.750IN)					
E	17	5R7545		TUBE-NYLON					
	18	9M0164	1	CLAMP-HOSE					
	19	6K0806	1	STRAP-CABLE					
	20	8L8413	4	STRAP-CABLE					
	21	1247128	1	BUSHING-RELIEF					
	22	1247126	1	KIT-SCISSORS					
	23	1280613	1	KIT-TETHER					
PZ	24		1	HOUSING					
PZ	25		1	BRACKET (RH)					
JZ	26		1	FITTING					
JZ	27		1	VALVE					
JZ	28		1	HARDWARE					
SZ	29		4	BEARING					
SZ	30		4	ROLLER					
NZ	31		1	AIR SPRING					
NZ	32		1	FITTING					
VZ	33		1	COMPRESSOR AS					
VZ	34		1	FITTING					
LZ	35		30	RACHET CLIP					
VZ	36		1	SLEEVE					
SVZ	37		5	TIE WRAP (SMALL)					
VZ	38		1	TIE WRAP (LARGE)					
				THE FOLLOWING REPAIR KITS ARE AVAILABLE:					
		8Y6928		KIT-FASTENER (INCLS PARTS MARKED L)					
		1246329		KIT-AIR SPRING (INCLS PARTS MARKED N)					
		1247129		KIT-VALVE (INCLS PARTS MARKED J)					
		1247125		KIT-HOUSING (INCLS PARTS MARKED P)					
		1239128		KIT-ROLLER (INCLS PARTS MARKED S)					
		1247127		KIT-COMPRESSOR (INCLS PARTS MARKED V)					

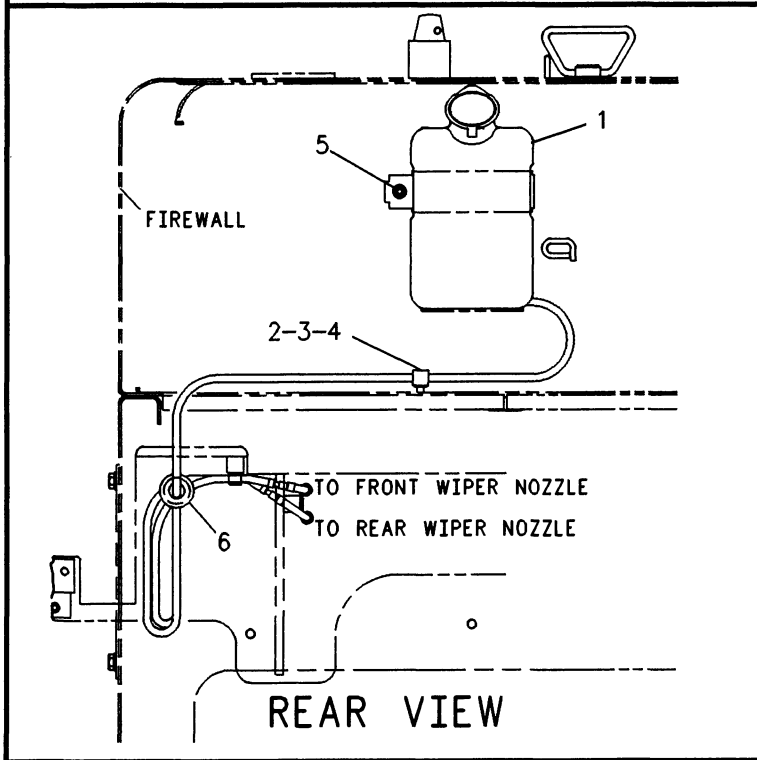
E-ORDER BY THE CENTIMETER
Z-NOT SERVICED SEPARATELY

626338 CP

7324

1197027 SUSPENSION GP-SEAT
Part Of 1019079 Seat-Suspension
An Attachment

OPERATOR STATION



NOTE	REF NO	PART NUMBER	QTY	PART NAME
Y	1	8R1774	1	BOTTLE GP-WINDSHIELD WASHER
	2	6V8801	1	NUT (3MM THK)
	3	8T4896	1	WASHER-HARD (2.5MM THK)
	4	9M4995	1	CLIP (12.7 MM ID)
	5	2R0504	1	NUT (5/16-18 THD)
		8T4224	1	WASHER-HARD (2MM THK)
	6	3V4791	1	GROMMET

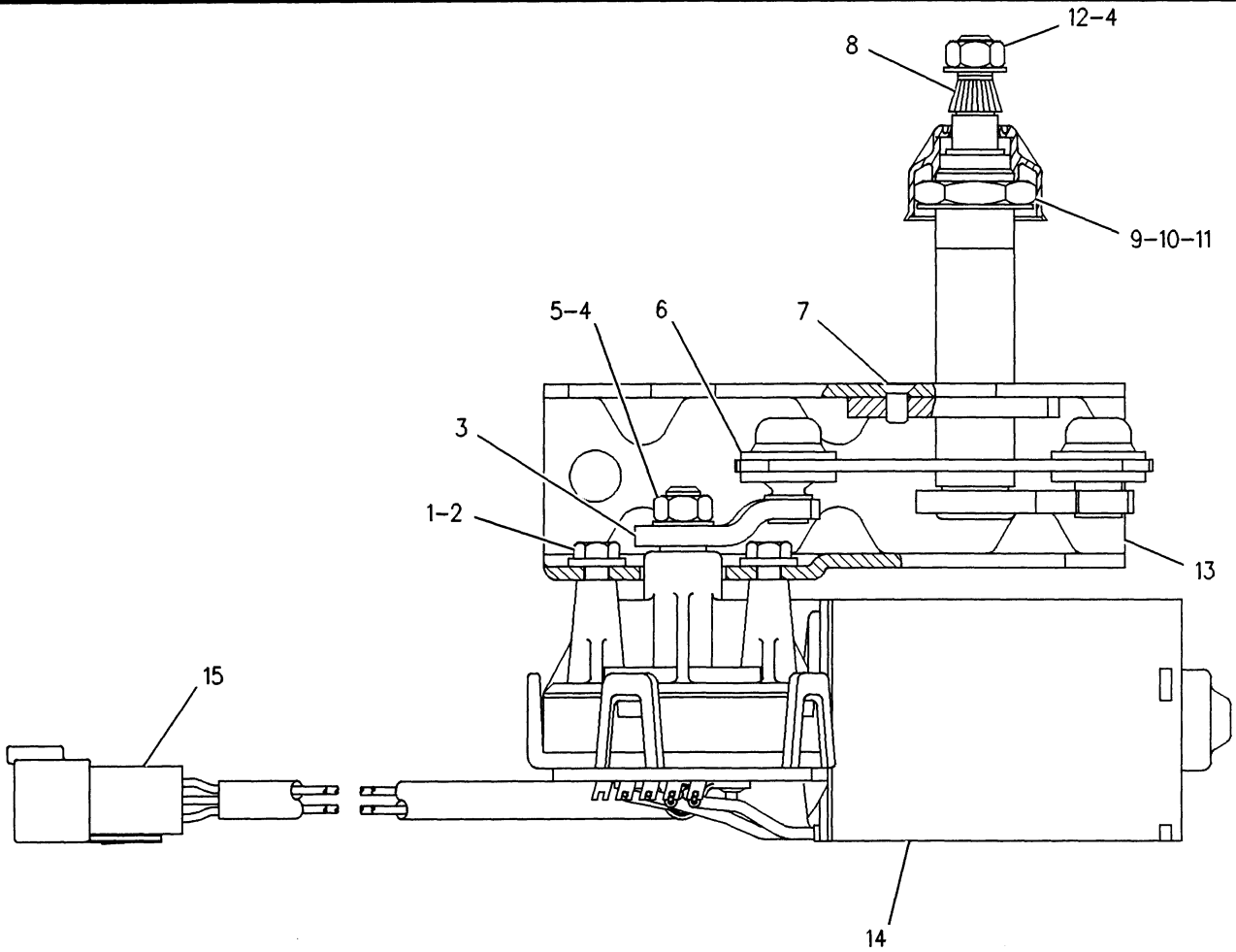
Y-SEPARATE ILLUSTRATION

F-564889 EP

7306

9U3246 WASHER GP-WINDSHIELD
 8R1774-Page 282
 Part Of 1213065 Operator Ar

OPERATOR STATION



NOTE	REF NO	PART NUMBER	QTY	PART NAME	NOTE	REF NO	PART NUMBER	QTY	PART NAME
M	1	5C9553	3	BOLT (M6X1.0X16MM)					
	2	5P0537	3	WASHER					
	3	3T7086	1	CRANK AS					
M	4	6V6889	2	NUT (M8X1.25 THD)					
	5	6V6888	1	WASHER-SPRING					
	6	6V6208	1	LINK-CONNECTING					
M	7	3C1884	4	SCREW-MACHINE (M5X0.8 BG THD)					
	8	6V6799	1	SHAFT AS-DRIVE					
M	9	6V6213	1	NUT (M20X1 THD)					
	10	6V6214	1	WASHER					
	11	6V6209	1	CAP					
	12	6A9718	1	WASHER					
	13	3T7059	1	BRACKET					
	14	3E6388	1	MOTOR AS-WIPER					
		3E3383	1	WEDGE-RECEPTACLE LOCK					
		8T8729	5	PIN-CONNECTOR					
		8T8737	1	PLUG-SEAL					
	15	3E3381	1	RECEPTACLE AS					
		1028805	1	KIT-RECEPTACLE					

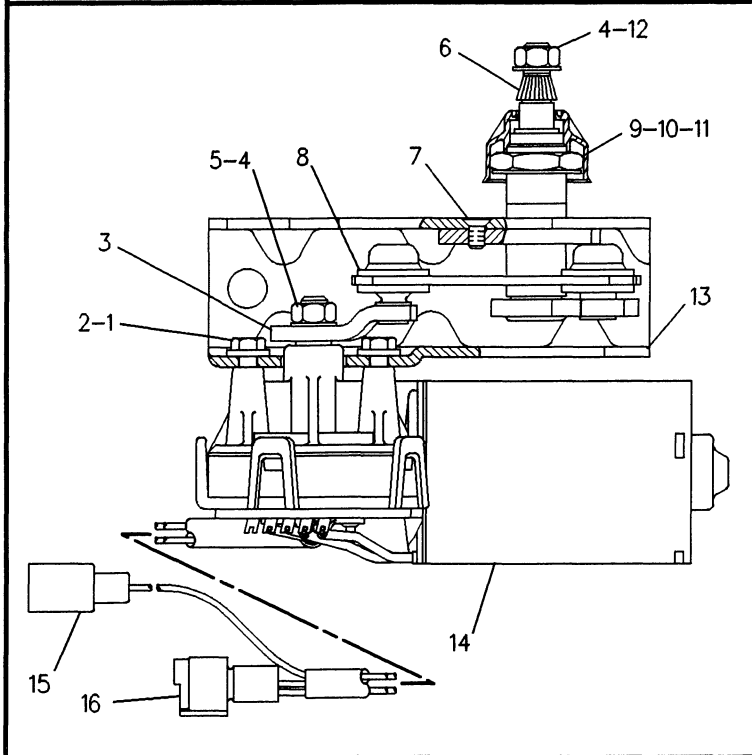
M-METRIC PART

F-591364 EP

7305

3E7512 WIPER GP-WINDSHIELD
Part Of 1213572 Wiper-Windsheild

OPERATOR STATION



NOTE	REF NO	PART NUMBER	QTY	PART NAME
M	1	5C9553	3	BOLT (M6X1.0X16MM)
	2	5P0537	3	WASHER (2MM THK)
	3	3T7086	1	CRANK AS
M	4	6V6889	2	NUT (M8X1.25 THD)
	5	6V6888	1	WASHER-SPRING
	6	6T2770	1	SHAFT AS-DRIVE
M	7	3C1884	4	SCREW-MACHINE (M5X0.8 BG THD)
	8	6V6219	1	LINK-CONNECTING
M	9	6V6213	1	NUT (M2OX1 THD)
	10	6V6214	1	WASHER
	11	6V6209	1	CAP
	12	6A9718	1	WASHER
	13	3T7059	1	BRACKET
	14	9X3392	1	MOTOR AS-WIPER
	15	7K4474	1	CONNECTOR AS
	16	7N8204	1	HOUSING-RECEPTACLE
		7N7779	2	SOCKET
		7N7780	2	PIN-CONNECTOR (BLADE)

M-METRIC PART

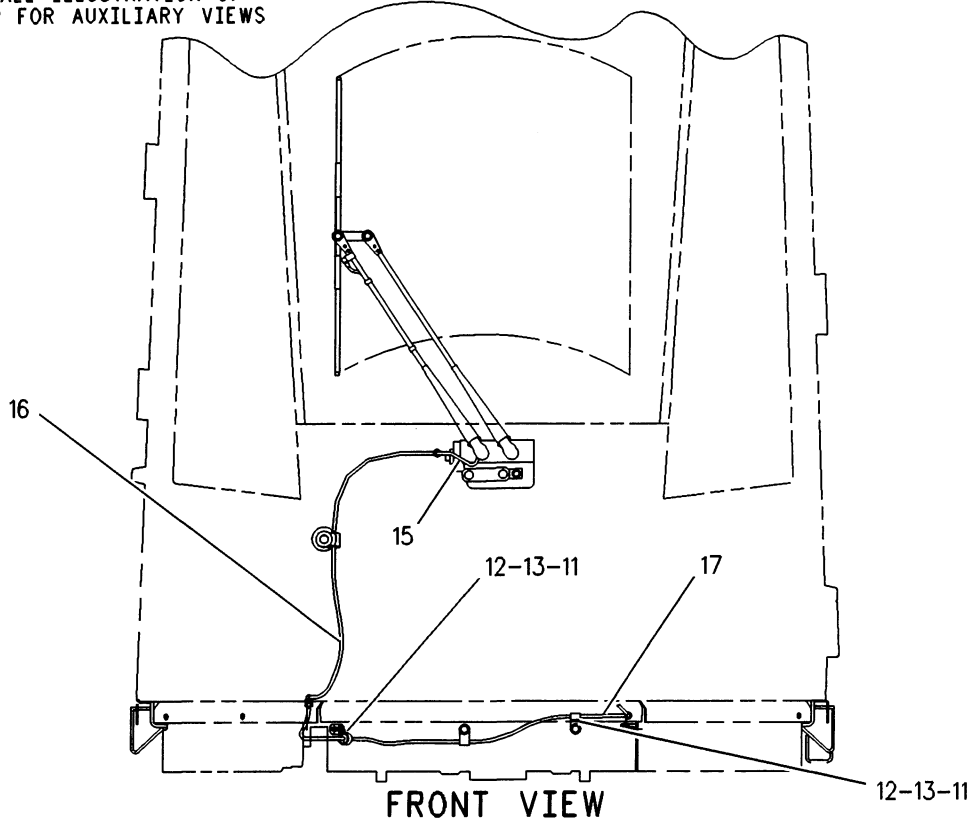
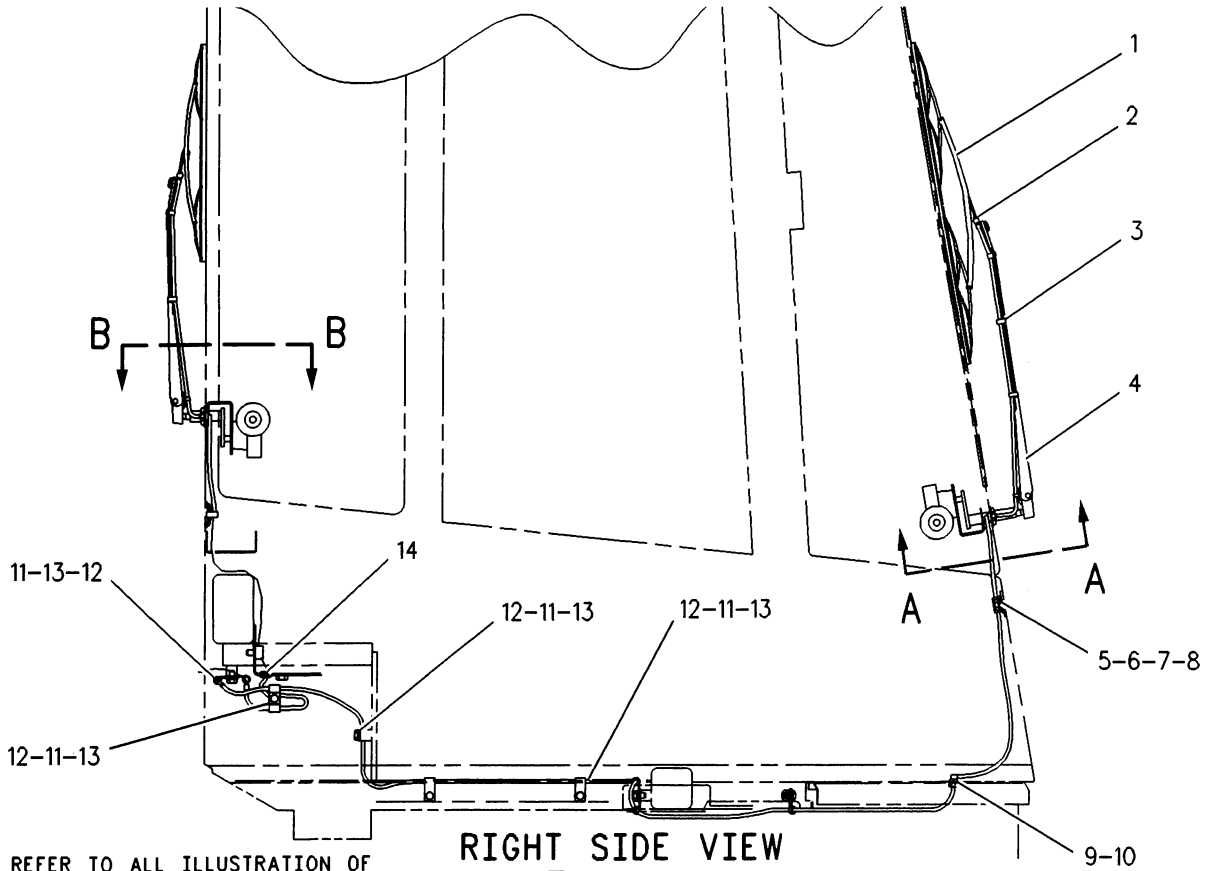
F-570158 EP

7305

1007335 WIPER GP-WINDSHIELD
 27 Volt
 Part Of 1213572 Wiper-Windsheild

MEMORANDA

OPERATOR STATION



F-602924 CP

7305

1213572 WIPER GP-WINDSHIELD-PART 1 OF 2
Part Of 1231130 Cab Ar

OPERATOR STATION

NOTE	REF NO	PART NUMBER	QTY	PART NAME	NOTE	REF NO	PART NUMBER	QTY	PART NAME
	1	5C8813	1	BLADE-WIPER					
	2	8T1118	1	NOZZLE AS					
	3	8T0789	2	CLIP-HOSE					
	4	8T3680	1	ARM AS-WIPER					
	5	5P8247	1	WASHER-HARD					
	6	5P9297	1	CLIP (9.52MM DIA)					
	7	6V5839	1	WASHER					
M	8	8T4133	1	NUT (M10X1.50 THD)					
	9	8T5400	1	CONNECTOR					
M	10	5C7261	1	NUT (M8X1.25 THD)					
	11	2V3216	10	CLIP (9.52MM ID)					
M	12	6V8837	8	BOLT (M6X1X16MM)					
	13	8T4205	8	WASHER-HARD					
	14	9D7303	1	GROMMET					
D	15	5P5992		HOSE (.85M)					
D	16	5P5992		HOSE (1.10M)					
D	17	5P5992		HOSE (3.30M)					

D-ORDER BY THE METER
M-METRIC PART

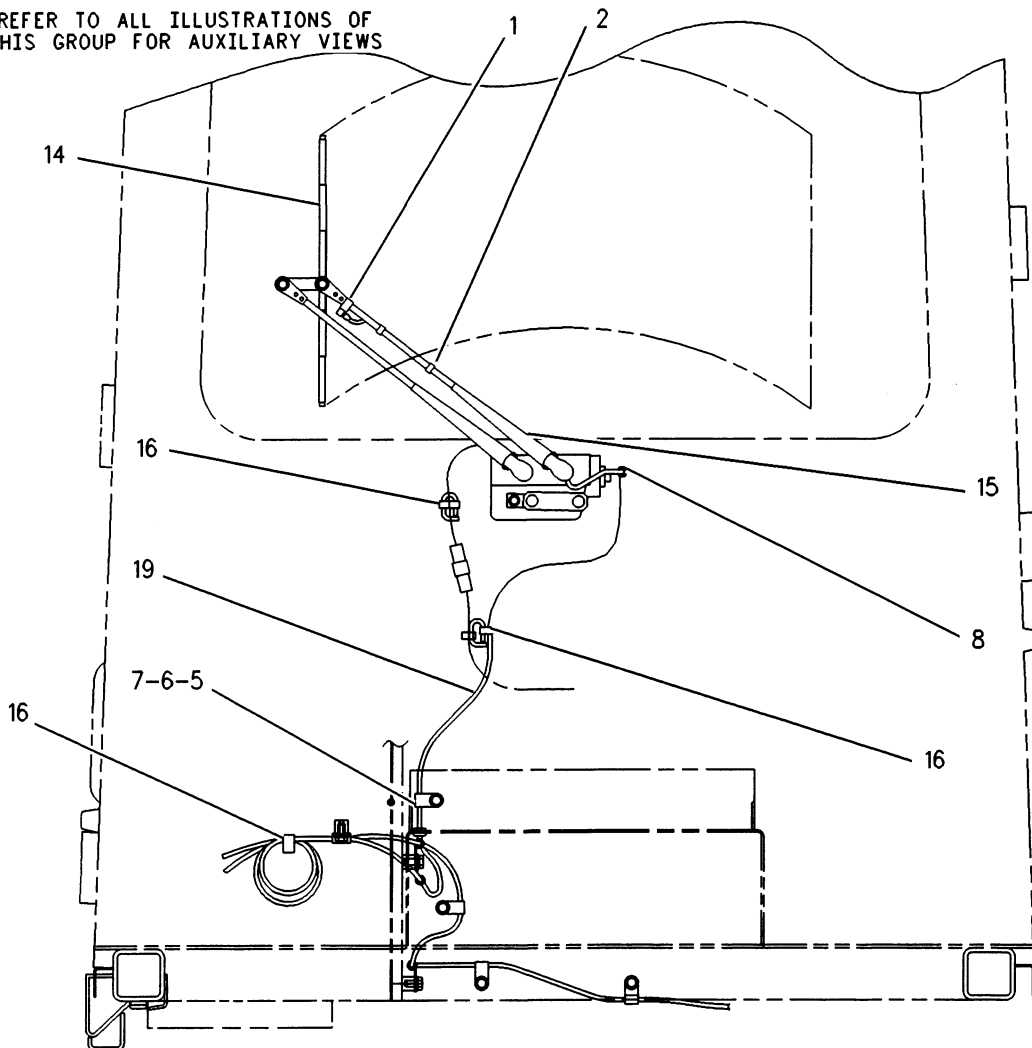
602925 CP

7305

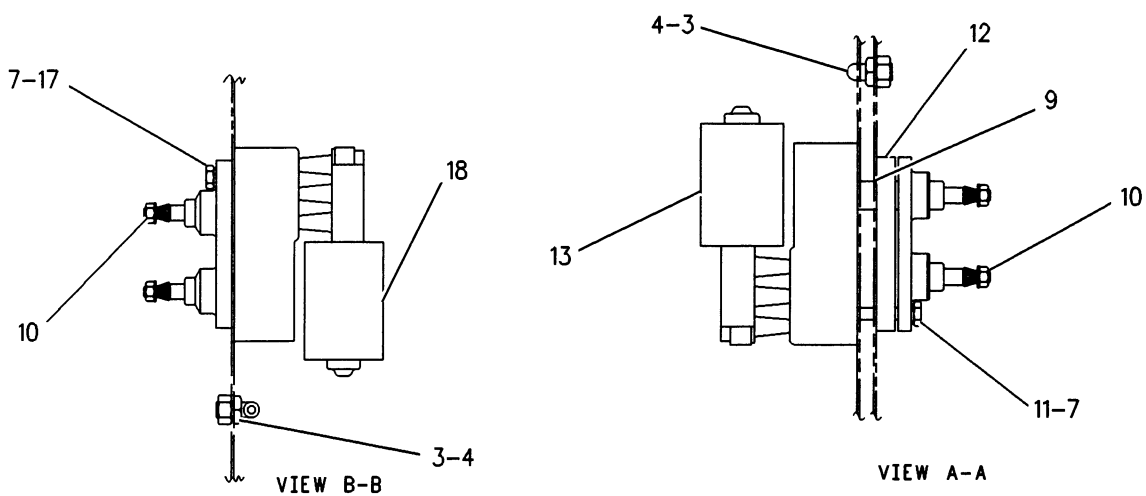
1213572 WIPER GP-WINDSHIELD-PART 1 OF 2
Part Of 1231130 Cab Ar

OPERATOR STATION

REFER TO ALL ILLUSTRATIONS OF THIS GROUP FOR AUXILIARY VIEWS



REAR VIEW



F-602926 CP

7305

1213572 WIPER GP-WINDSHIELD-PART 2 OF 2
Part Of 1231130 Cab Ar

OPERATOR STATION

NOTE	REF NO	PART NUMBER	QTY	PART NAME	NOTE	REF NO	PART NUMBER	QTY	PART NAME
	1	8T1118	1	NOZZLE AS					
	2	8T0789	2	CLIP-HOSE (6.2MM ID)					
	3	8T5400	2	CONNECTOR					
M	4	5C7261	2	NUT (M8X1.25 THD)					
	5	2V3216	1	CLIP (9.52MM ID)					
M	6	6V8837	1	BOLT (M6X1X16MM)					
	7	8T4205	3	WASHER-HARD					
D	8	5P5992		HOSE (.8M)					
	9	6V6210	1	GASKET-SHAFT					
Y	10	6V6561	2	WIPER PIVOT GP					
	11	3D8761	1	BOLT (1/4-28X1.875IN)					
	12	8R2827	1	BAR					
Y	13	3E7512	1	WIPER GP-WINDSHIELD					
	14	6V5851	1	BLADE AS-WIPER					
	15	6V8124	1	ARM AS-WIPER					
	16	3S2093	3	STRAP-CABLE (1.75IN DIA)					
	17	6V3960	1	BOLT (1/4-28X.875IN)					
Y	18	1007335	1	WIPER GP-WINDSHIELD					
D	19	5P5992		HOSE (2.15M)					

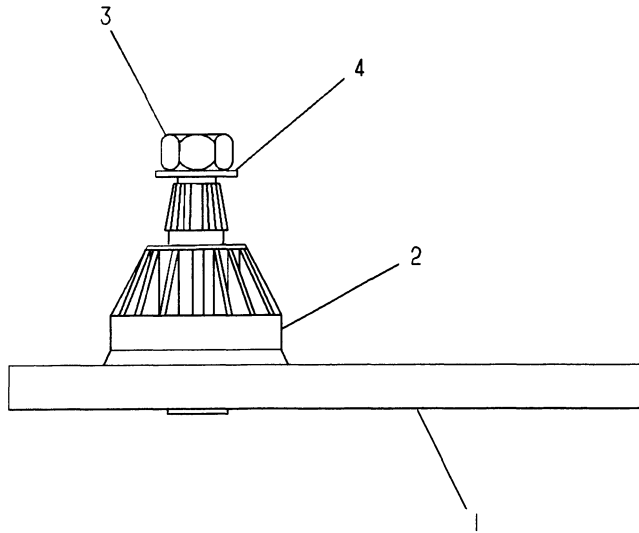
D-ORDER BY THE METER
M-METRIC PART
Y-SEPARATE ILLUSTRATION

602927 CP

7305

1213572 WIPER GP-WINDSHIELD-PART 2 OF 2
3E7512-Page 355, 1007335-Page 356, 6V6561-Page 362
Part Of 1231130 Cab Ar

OPERATOR STATION



NOTE	REF NO	PART NUMBER	QTY	PART NAME
	1	6V6207	1	SHAFT AS-PIVOT
	2	6V6209	1	CAP
M	3	5C7267	1	NUT (M6X1 THD)
				-OR-
M		6V6889	1	NUT (M8X1.25 THD)
C		6V6210	1	GASKET-SHAFT
	4	6A9718	1	WASHER

C-CHANGE FROM PREVIOUS TYPE
M-METRIC PART

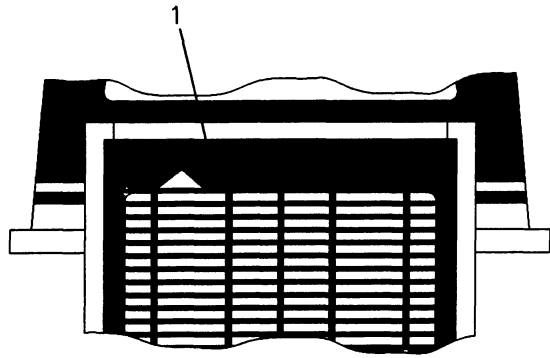
A-525430 EP

7305

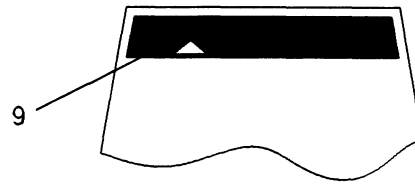
6V6561 WIPER PIVOT GP
Part Of 1213572 Wiper-Windshield

MEMORANDA

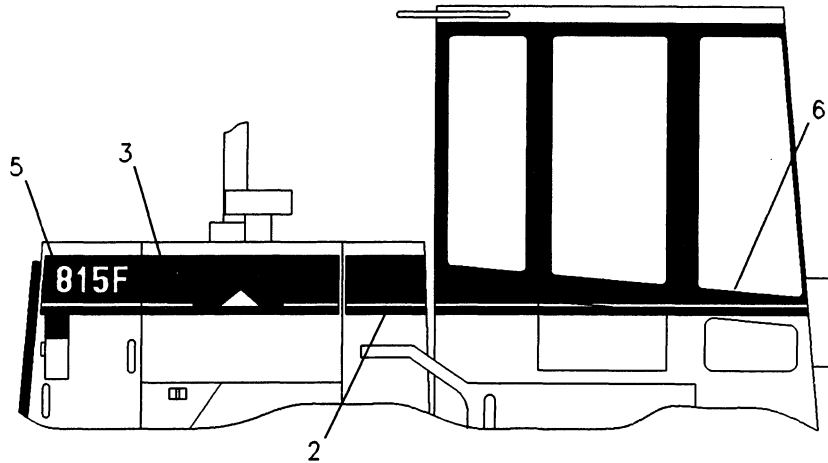
SERVICE EQUIPMENT AND SUPPLIES



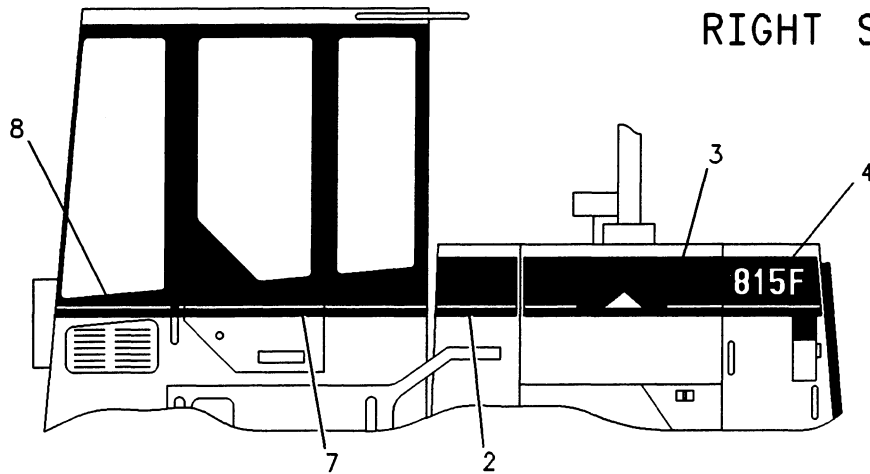
REAR VIEW



WINDSHIELD
(FRONT)



RIGHT SIDE VIEW



LEFT SIDE VIEW

F-625093 CP

1233470 FILM GP
Part Of Plate & Film

SERVICE EQUIPMENT AND SUPPLIES

NOTE	REF NO	PART NUMBER	QTY	PART NAME	NOTE	REF NO	PART NUMBER	QTY	PART NAME
	1	9X8711	1	FILM-CATERPILLAR					
	2	1029477	2	FILM-STRIPE					
	3	1005624	2	FILM-STRIPE (CAT)					
	4	1300171	1	FILM-815F (LH)					
	5	1300172	1	FILM-815F (RH)					
	6	1027610	1	FILM-STRIPE (RH)(CAB)					
	7	1006493	3	FILM-STRIPE					
	8	1027611	1	FILM-STRIPE (LH)(CAB)					
	9	1005621	1	FILM-WINDSHIELD					

625094 CP

1233470 FILM GP
Part Of Plate & Film

SERVICE EQUIPMENT AND SUPPLIES

PAGE

1 1233470 FILM GP..... 364

1 3E5200 FILM-CMS (CATERPILLAR MONITORING SYSTEM)
ON CMS PANEL LEFT FRONT DASH

1 5P1175 FILM-ENGINE OIL
ON OIL FILLER CAP

1 8C8898 FILM-IDENTIFICATION (FUEL)
ON FUEL FILTER

1 8C8901 FILM-IDENTIFICATION (OIL)
ON OIL FILTER

1 9V7142 FILM-INSTRUCTION
ON FRONT OF FILLER NECK OF WINDSHIELD
WASH BOTTLE LOCATED IN FIREWALL
COMPARTMENT

4 7X3229 FILM-SYMBOL
ONE ON EACH REAR LIFT & TIEDOWN EYES

2 6V4611 FILM-WARNING (BATTERY)
ON INSIDE OF BATTERY BOX DOORS

1 1347258 FILM-IDENTIFICATION
NEXT TO RADIATOR FILL CAP

1 3N3790 PLATE-ENGINE S/N
ON CAST PAD ON UPPER REAR LH SIDE OF
BLOCK WITH DRIVE SCREWS

1 1279712 PLATE-ROPS/FOPS
ON LH SIDE OF CAB BELOW RECESSED GRAB
HANDLE WITH DRIVE SCREWS

1 6V9648 PLATE-SERVICE INFORMATION
ON LH SIDE OF SEAT SUPPORT

2 5P7244 PLATE-WARNING
ON LH & RH SIDEFACE OF FRONT FRAME

1 5P8197 PLATE-WARNING
ON RH RECIRCULATION FILTER HOUSING WITH
POP RIVETS

8 6V2417 PLATE-WARNING (TO FRONT AND REAR
CLEANER BARS

4 4B4158 SCREW-DRIVE

4 4S8264 RIVETS

8 4B4158 SCREW-DRIVE

1 8C8945 PLATE

8 9R1948 RIVET

12 9X6562 TACK-FASTENER

8 9X8937 TACK-FASTENER

1 8C9046 PLATE-OPR SOUND

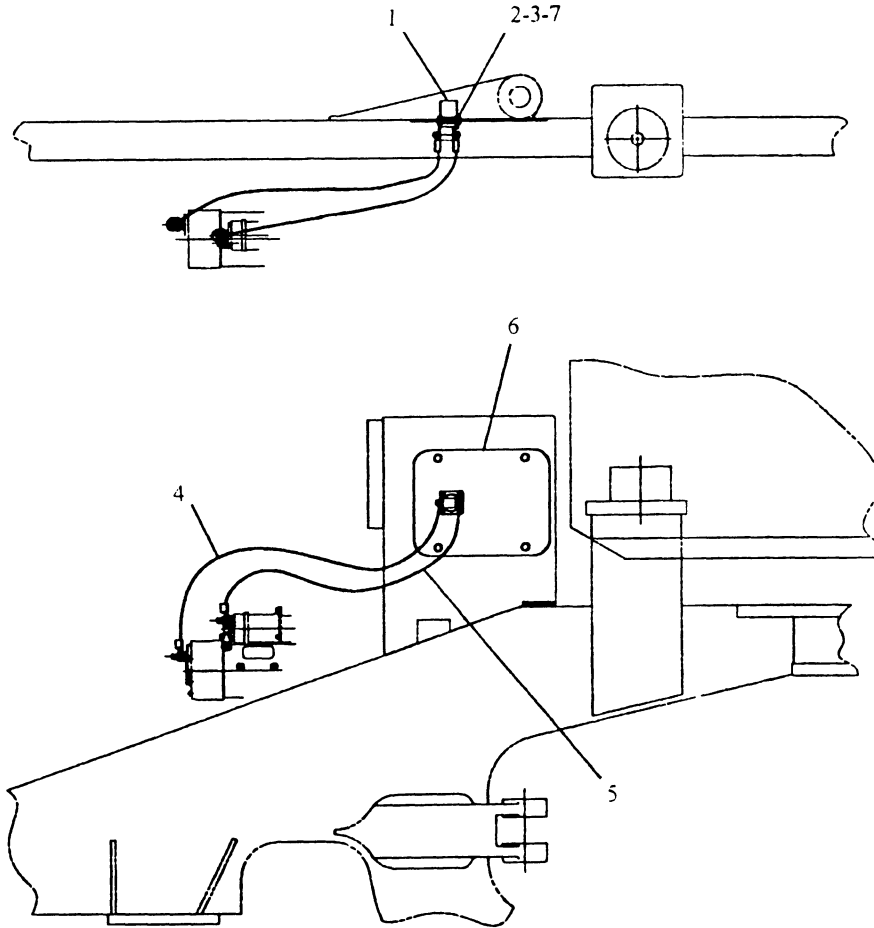
4 8T9530 FASTENER-TACK

691246 P

7405

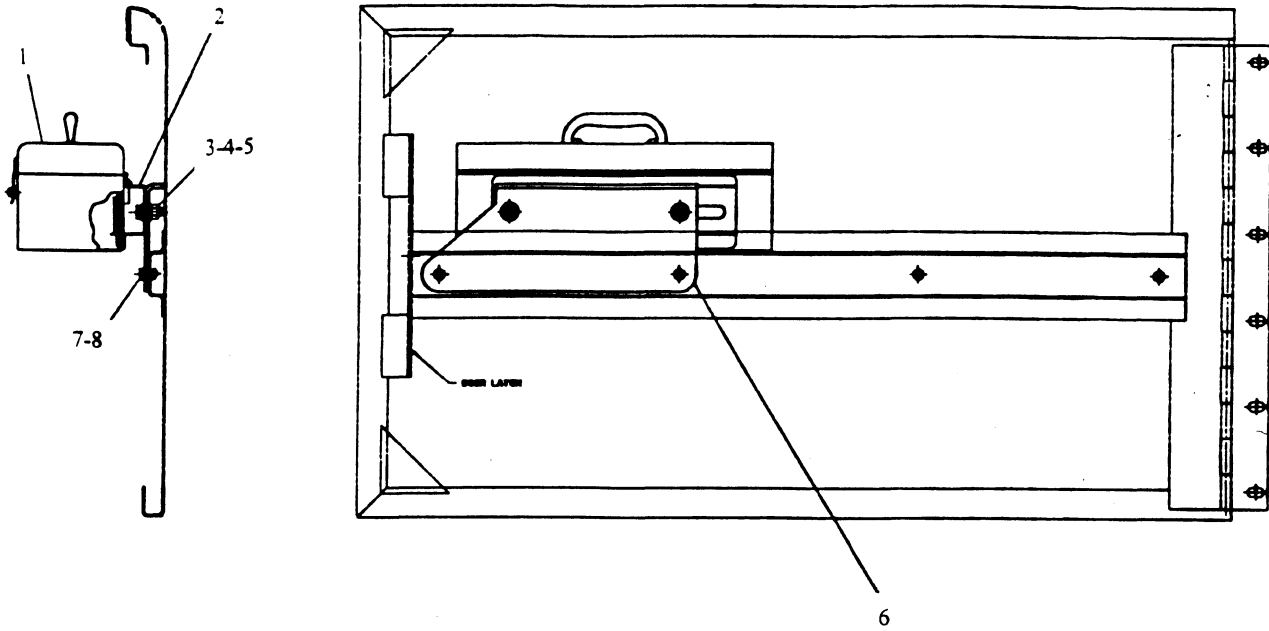
PLATE & FILM GP

SLAVE RECEPTACLE



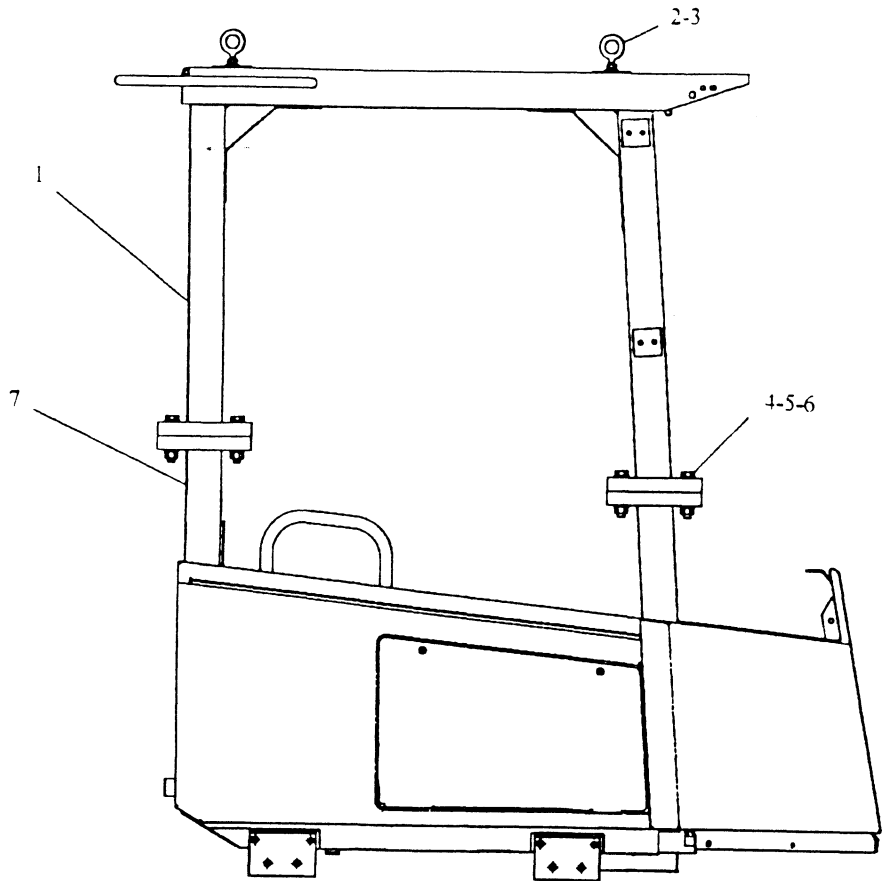
NOTE	REF NO	PART NUMBER	QTY	PART NAME	NOTE	REF NO	PART NUMBER	QTY	PART NAME
	1	5R-4467	1	RECEPTACLE ASSEMBLY					
	2	7X-0459	4	SCREW					
	3	8F-1434	4	LOCKWASHER					
	4	4D-7159	1	CABLE ASSEMBLY					
	5	131-2916	1	CABLE ASSEMBLY					
	6	131-2913	1	COVER					
	7	4B-2047	4	NUT					

TOOL BOX



NOTE	REF NO	PART NUMBER	QTY	PART NAME	NOTE	REF NO	PART NUMBER	QTY	PART NAME
	1	3M-7803	1	BOX					
	2	3M-7804	1	BRACKET					
	3	8T-4139	2	BOLT (M12)					
	4	8T-4223	4	WASHER					
	5	8T-4244	2	NUT (M12)					
	6	131-6718	1	PLATE					
	7	8T-4189	2	BOLT					
	8	9M-1974	2	WASHER					

ROLLOVER PROTECTIVE SYSTEM



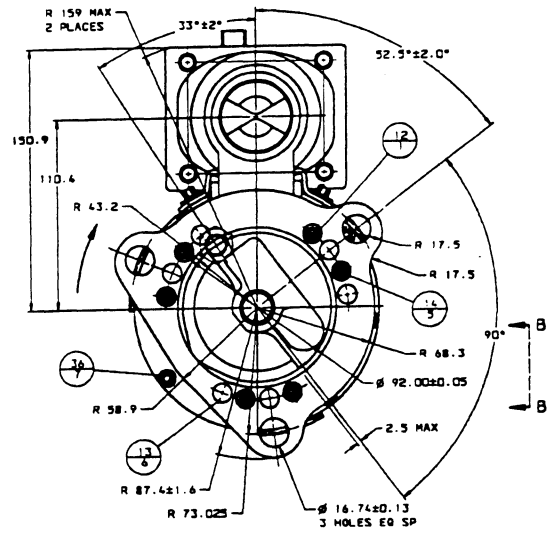
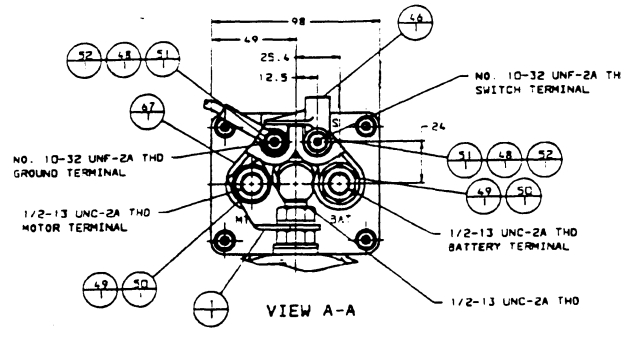
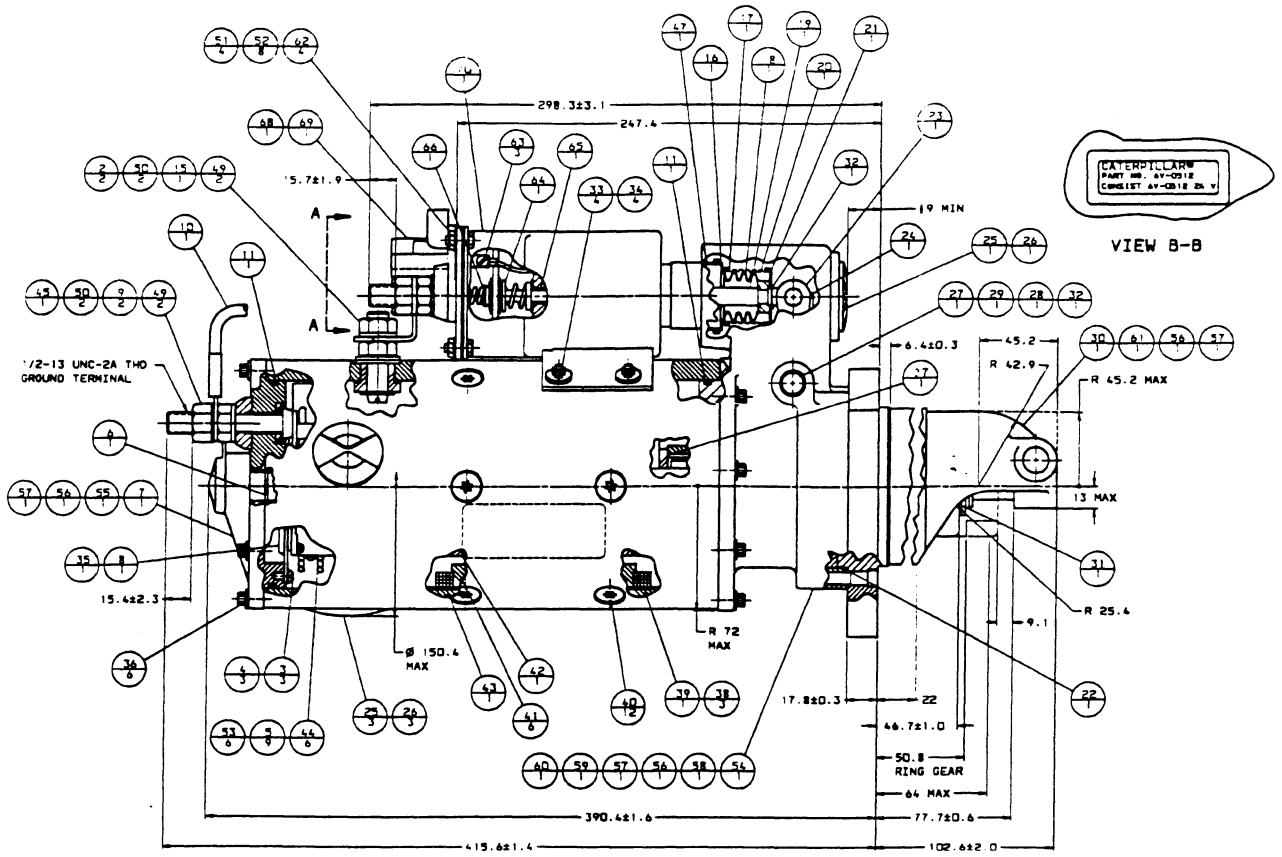
NOTE	REF NO	PART NUMBER	QTY	PART NAME	NOTE	REF NO	PART NUMBER	QTY	PART NAME
	1	130-4691	1	ROLLOVER ASSEMBLY					
	2	095-1207	4	NUT (M12)					
	3	8T-3220	4	EYEBOLT (M12)					
	4	8T-4175	20	BOLT (M16)					
	5	9X-8237	40	WASHER					
	6	8T-4132	20	NUT (M16)					
	7	129-8612	1	CANOPY ASSEMBLY					

ELECTRIC STARTING MOTOR

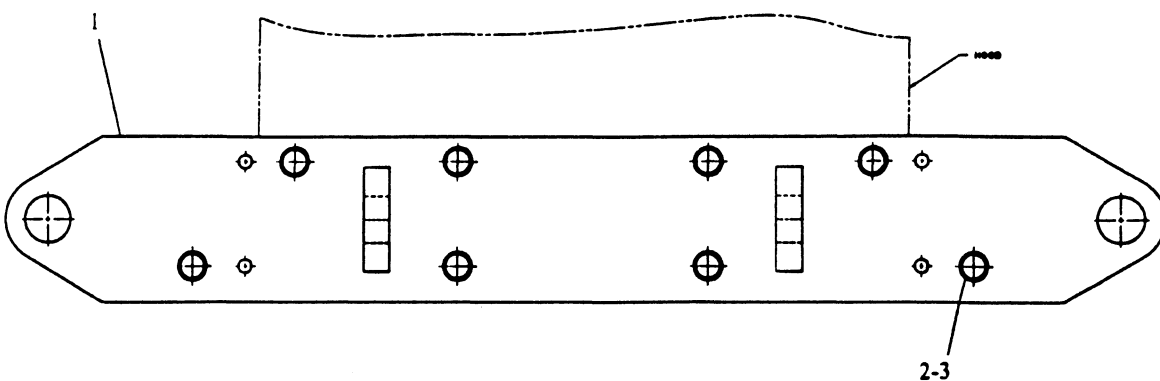
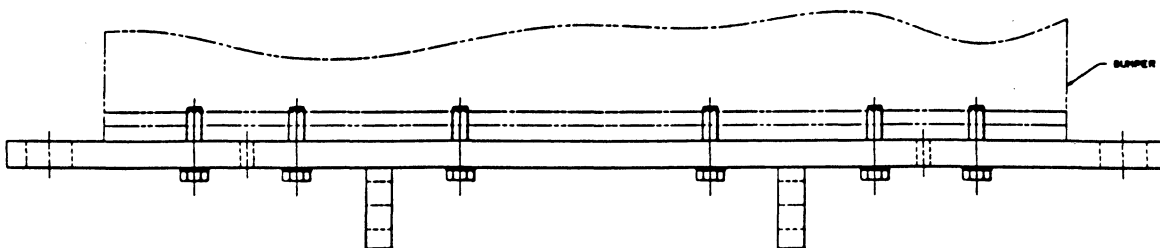
NOTE	REF NO	PART NUMBER	QTY	PART NAME	NOTE	REF NO	PART NUMBER	QTY	PART NAME
	1	7M-0326	1	CONNECTOR					
	2	9H-3757	2	WASHER					
	3	1S-7446	3	SCREW (NO. 8)					
	4	8C-9660	3	WASHER					
	5	9S-2544	9	SCREW (NO. 8)					
	6	7M-0327	1	WASHER					
	7	3T-3418	1	FRAME ASSEMBLY					
	8	3T-9525	1	PLATE ASSEMBLY					
	9	7F-3491	2	WASHER					
	10	3T-3422	1	WIRE ASSEMBLY					
	11	2J-8163	2	SEAL					
	12	7X-3373	1	BOLT (5/16)					
H	13	3T-3434	6	PLUG					
	14	5J-5314	5	BOLT (5/16)					
	15	3L-3380	1	BUSHING					
	16	036-9821	1	WASHER					
	17	4M-1828	1	RETAINER					
	18	4M-1829	1	BOOT					
	19	9M-7606	1	PLUNGER ASSEMBLY					
	20	9M-7609	1	SPRING					
	21	4M-1827	1	RETAINER					
	22	8C-3089	1	SEAL					
	23	4M-1853	1	LEVER ASSEMBLY					
	24	5M-3034	1	LOCKNUT					
	25	7L-2894	4	GASKET					
	26	4M-1831	4	PLUG					
	27	4M-1854	1	SHAFT					
	28	1H-1023	1	SEAL					
	29	2D-6392	1	SEAL					
	30	7T-3974	1	HOUSING ASSEMBLY					
	31	6N-3827	1	DRIVE ASSEMBLY					
	32	2H-3429	2	RING					
	33	6V-1322	4	BOLT (1/4)					
	34	8T-4205	4	WASHER					
	35	6N-3279	1	INSULATOR					
	36	036-9823	13	BOLT (1/4)					
	37	1M-9971	1	SPACER					
	38	1H-2629	3	STRIP					
	39	7M-0324	1	COIL ASSEMBLY					
	40	3F-0379	12	SCREW (3/8)					
	41	7F-3488	6	SHOE					
	42	7M-8651	1	ARMATURE ASSEMBLY					
	43	7M-0325	1	INSULATOR					
	44	3T-9524	6	BRUSH ASSEMBLY					
	45	3N-3763	1	TERMINAL KIT					
	46	125-6535	1	COVER					
	47	3R-8801	1	CLAMP					
	48	8F-1434	2	LOCKWASHER					
	49	6V-8188	6	NUT (1/2)					
	50	7X-0562	6	WASHER					
	51	4B-2049	6	NUT (NO. 10)					
	52	8T-0328	10	WASHER					
	53	3T-9494	6	SPRING					
	54	3E-7771	1	HOUSING ASSEMBLY					
	55	9G-4101	1	BUSHING					
	56	3T-3424	3	PLUG					
	57	3T-3423	3	CUP					
	58	1M-9968	1	BUSHING					
	59	2F-6678	1	SEAL					
	60	4L-2729	1	WASHER					
	61	4M-1896	1	BUSHING					
	62	045-4065	4	SCREW (NO. 10)					
	63	6V-8373	3	SCREW (NO. 6)					
	64	9G-6770	1	CONTACT ASSEMBLY					
	65	6T-1120	1	BUSHING					
	66	4M-1815	1	SPRING					
	67	125-6537	1	INSULATOR					
	68	7T-9123	1	GASKET					
	69	125-6536	1	TERMINAL ASSEMBLY					
	70	125-6533	1	SOLENOID ASSEMBLY					

NOTE H: REQUIRED TO PLUG EXTRA HOLES IN NOSE HOUSING ASSEMBLY

ELECTRIC STARTING MOTOR

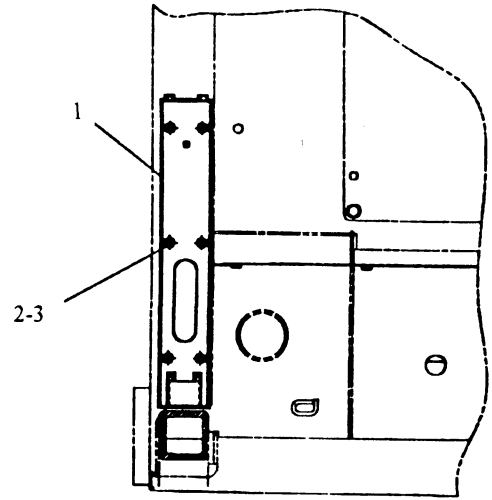
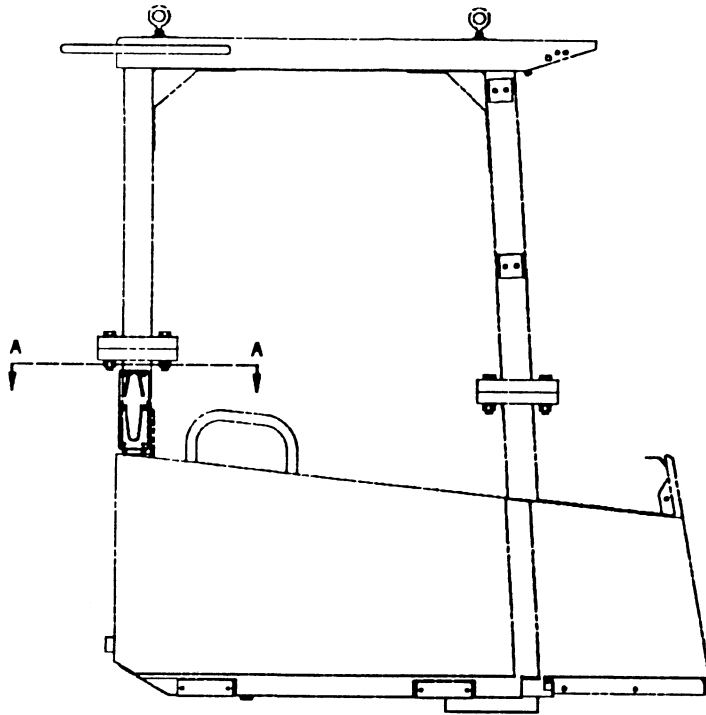


LIFTING PLATE



NOTE	REF NO	PART NUMBER	QTY	PART NAME	NOTE	REF NO	PART NUMBER	QTY	PART NAME
	1	140-2044	1	PLATE ASSEMBLY					
	2	9X-8258	8	WASHER					
	3	7X-2583	8	BOLT (M12)					

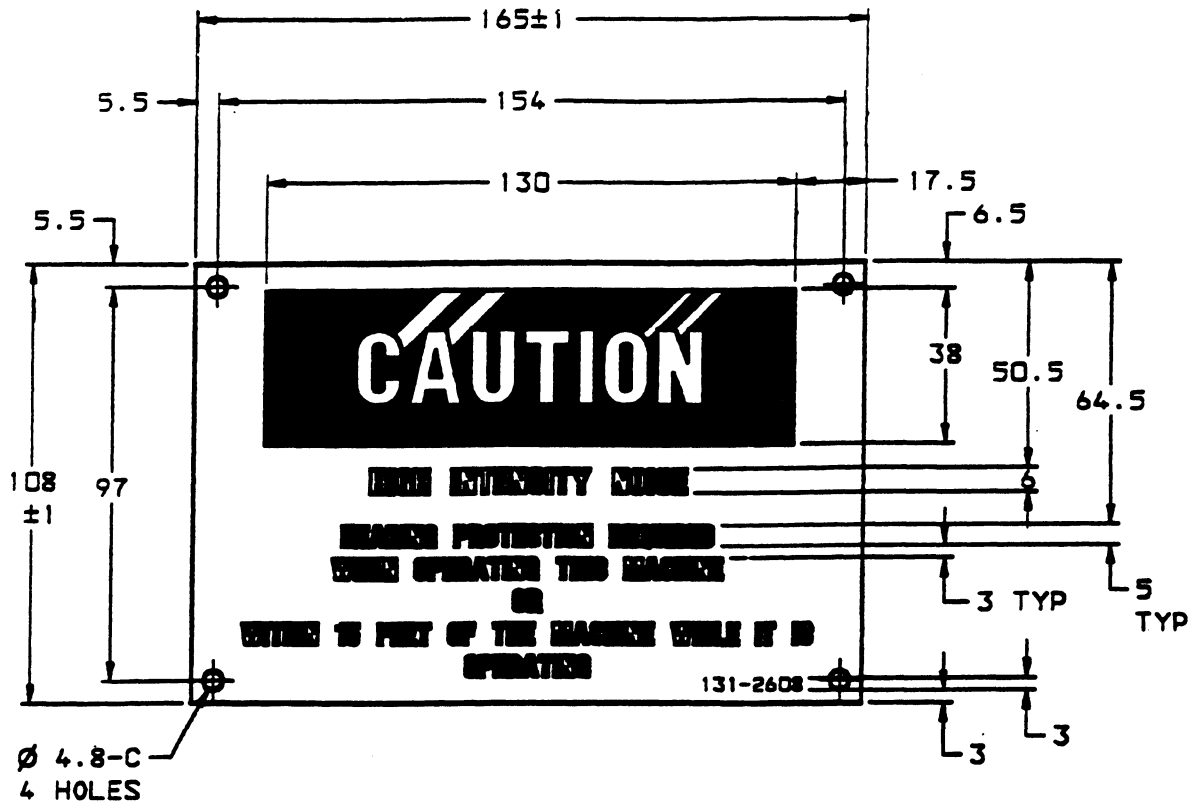
RIFLE BRACKET



SECTION A-A

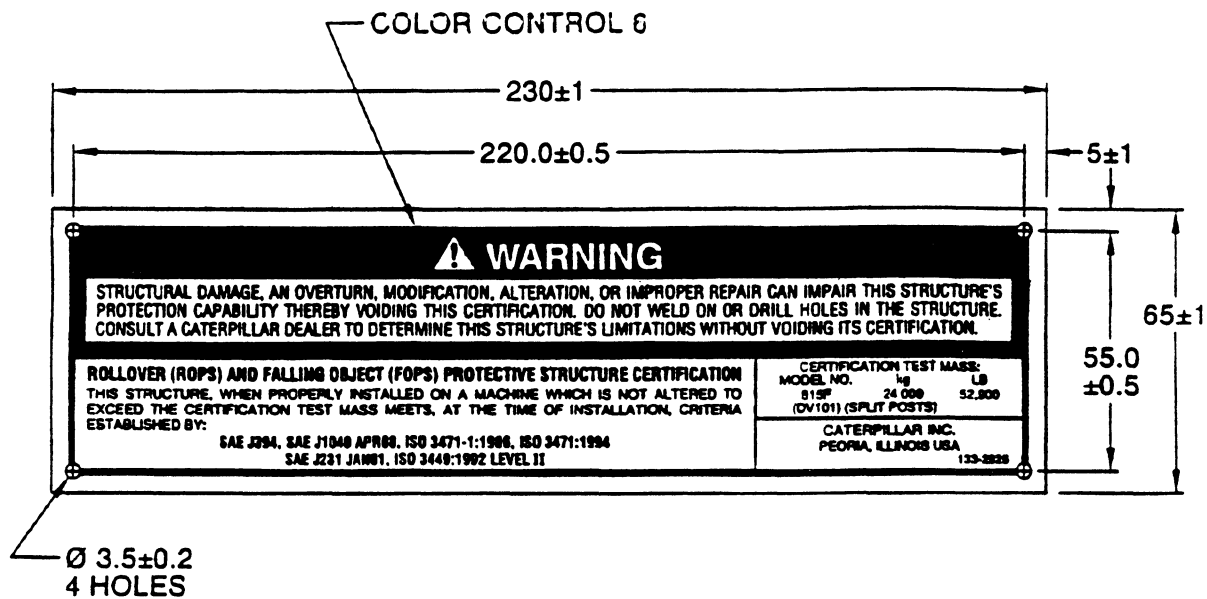
NOTE	REF NO	PART NUMBER	QTY	PART NAME	NOTE	REF NO	PART NUMBER	QTY	PART NAME
	1	120-9071	1	BRACKET					
	2	8T-4171	6	BOLT (M6)					
	3	8T-4205	6	WASHER					

HEARING PROTECTION PLATE



NOTE	REF NO	PART NUMBER	QTY	PART NAME	NOTE	REF NO	PART NUMBER	QTY	PART NAME
	1	131-2608	1	PLATE - INFORMATION					

ROLLOVER PROTECTIVE STRUCTURE (ROPS) CERTIFICATION PLATE

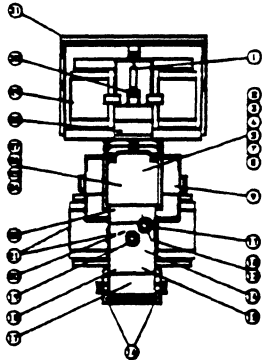


NOTE	REF NO	PART NUMBER	QTY	PART NAME	NOTE	REF NO	PART NUMBER	QTY	PART NAME
	1	133-2925	1	ROPS CERTIFICATION PLATE					

LUBRICATION PLATE

WARNING

LUBRICATION, MAINTENANCE, OR REPAIR OF THIS MACHINE CAN BE DANGEROUS UNLESS PERFORMED PROPERLY. EACH PERSON MUST SATISFY HIMSELF THAT HE HAS THE NECESSARY SKILL & INFORMATION, PROPER TOOLS & EQUIPMENT, AND THAT HIS WORK METHOD IS SAFE & CORRECT. CATERPILLAR DEALERS ARE AVAILABLE TO PROVIDE SERVICE AND INFORMATION.



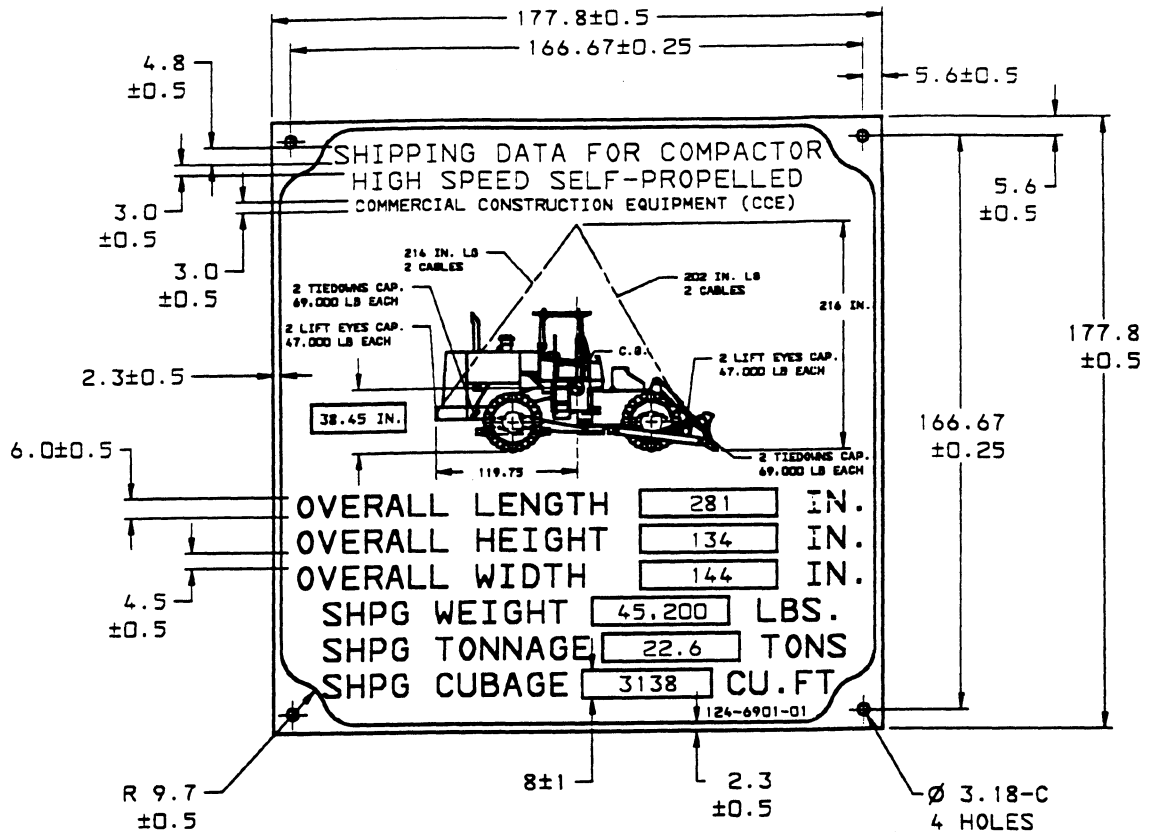
815F COMPACTOR LUBRICATION AND MAINTENANCE INTERVALS

ITEM	IDENTIFICATION	SERVICE	ITEM	IDENTIFICATION	SERVICE
WHEN REQUIRED					
6	ENGINE AIR INTAKE	SERVICE WHEN INDICATED	14	ENGINE CONNECTOR (DEP OR ED)	CHANGE OIL AND FILTER
26	OTHER STARTING AIR	REPLACE DUFFY CYLINDERS	14	ENGINE VALVE LASH	ADJUST ON NEW OR RECONDITIONED
17	RADIATOR	REPLACE CAP, CLEAN ENGINE			ENGINE AT FIRST OIL CHANGE ONLY
3	FUSES	REPLACE	2	BRASSES	TEST
8	WINDSHIELD WIPERS AND WASHER	INSPECT/FILL WASHER	17	COOLING SYSTEM	ADD COOLANT ADDITIVE
7	SUSPENSION BEAT (HPSB)	LUBRICATE	27	DRIVE SHAFT SEALING (HPSB)	LUBRICATE
31	CUTTING EDGE AND END BITS	CHANGE	19	FAN AND ALTERNATOR BELTS	INSPECT/ADJUST
29	TAPPING TIPS	INSPECT/REPLACE	18	FAN BEARING (HPSB)	LUBRICATE
29	CLEANER GAS SENSORS	ADJUST	16	SECTORS	CLEAN/CHARGE ELECTRICITY
EVERY 10 SERVICE HOURS OR DAILY					
WALK-BEHIND LUBRICATION					
14	ENGINE CONNECTOR (DEP OR ED)	CHECK OIL LEVEL	14	ENGINE CONNECTOR BEARING	CLEAN
18	TRANSMISSION (HYD)	CHECK OIL LEVEL	18	TRANSMISSION (HYD)	CHANGE FILTER
9	HYDRAULIC PUMP (HYD)	CHECK OIL LEVEL	9	HYDRAULIC SYSTEM (HYD)	SERVICE BLEED/DESP
17	COOLING SYSTEM	CHECK COOLANT LEVEL	17	FUEL SYSTEM	CLEAN/CHANGE FILTERS
20	FUEL TANK	DRAIN WATER AND SEDIMENT	19	FUEL TANK	CLEAN CAP AND FILL SCREEN
1	BEAT BELT	INSPECT	20	FUEL TANK	
5	INDICATORS AND WARNERS	TEST	EVERY 1000 SERVICE HOURS OR 6 MONTHS *		
6	BASE-UP ALARM	TEST	12	TRANSMISSION (HYD)	CHANGE OIL, MAGNETIC STRAINER, REPLACE BREATHER
EVERY 50 SERVICE HOURS OR WEEKLY *					
5	CAN AIR SYSTEM	CLEAN FILTER	20	DRIVE SHAFT SUPPORT BEARING (HPSB)	LUBRICATE
EVERY 100 SERVICE HOURS OR 2 WEEKS *					
20	REAR AXLE TRANSMISSION (HPSB)	LUBRICATE	20	DRIVE SHAFT UNIVERSAL JOINTS (HPSB)	LUBRICATE
11	STABILIZER CYLINDER BEARINGS (HPSB)	LUBRICATE	20	FRONT DRIVE (HPSB)	LUBRICATE
1	BALL BEARING STABILIZER (HPSB)	LUBRICATE	3	REAR POWER TRANSDUCER STRUCTURE (HPSB) SUPPORT, DEFENSE BELTS	
20	BALL BEARING STABILIZER TRANSMISSION BEARING (HPSB)	LUBRICATE	9	HYDRAULIC PUMP (HYD)	CHANGE OIL
20	BALL BEARING CYLINDER AND BEARING	LUBRICATE	17	COOLING SYSTEM	CHANGE COOLANT, CLEAN SYSTEM
18	TRANSMISSION (HYD)	CHANGE FILTER ON NEW/REBUILT	21	DIFFERENTIAL & FINAL DRIVE (HYD)	CHANGE OIL
* FIRST PERFORM PREVIOUS SERVICE HOUR ITEM					
REFILL CAPACITIES					
		COMPARTMENT OR SYSTEM			LITER (U.S. GALLONS)
		COOLING SYSTEM			45 (11.9)
		FUEL TANK			460 (120.0)
		ENGINE OIL			89 (7.7)
		TRANSMISSION OIL			60 (15.9)
		FRONT DIFFERENTIAL & FINAL DRIVE			47 (12.4)
		REAR DIFFERENTIAL & FINAL DRIVE			47 (12.4)
		HYDRAULIC TANK OIL			137 (36.2)
TEMPERATURE					
LUBRICANT GUIDE					
ITEM	LUBRICANT	MILITARY LUBRICANT	TEMPERATURE RANGE		
HPS	REL-9-1098		ABOVE -80°F		
HYD	REL-9-1097		ABOVE -60°F		
CVT-S	REL-4-810		80° TO 320° (SAE 30)		
	REL-4-810A		80° TO 320° (SAE 100)		
	REL-4-810B		-80° TO 80°		
	REL-4-810C		ABOVE 320° (SAE 30)		
	REL-4-810D		-80° TO 320° (SAE 100)		

124-6903-02

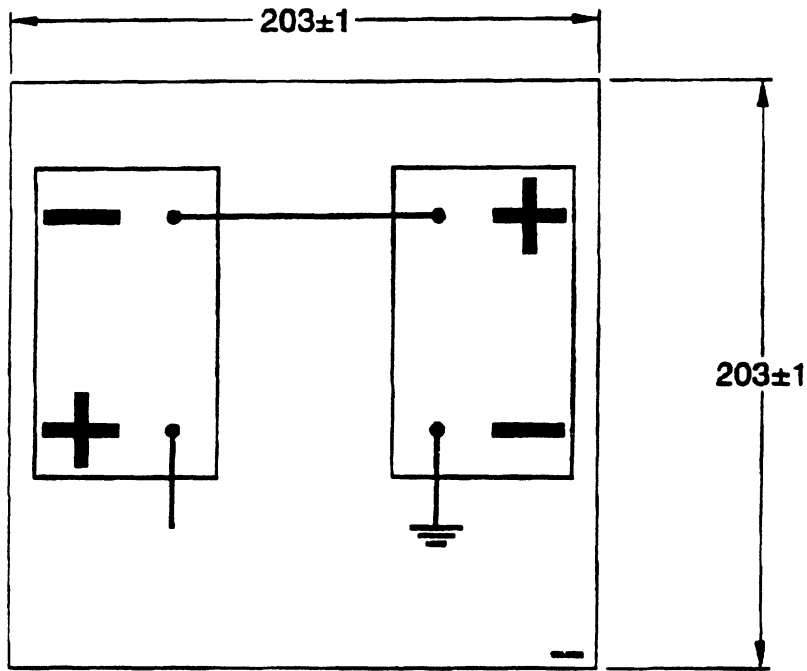
NOTE	REF NO	PART NUMBER	QTY	PART NAME	NOTE	REF NO	PART NUMBER	QTY	PART NAME
	1	124-6903	1	LUBRICATION PLATE					

SHIPPING PLATE



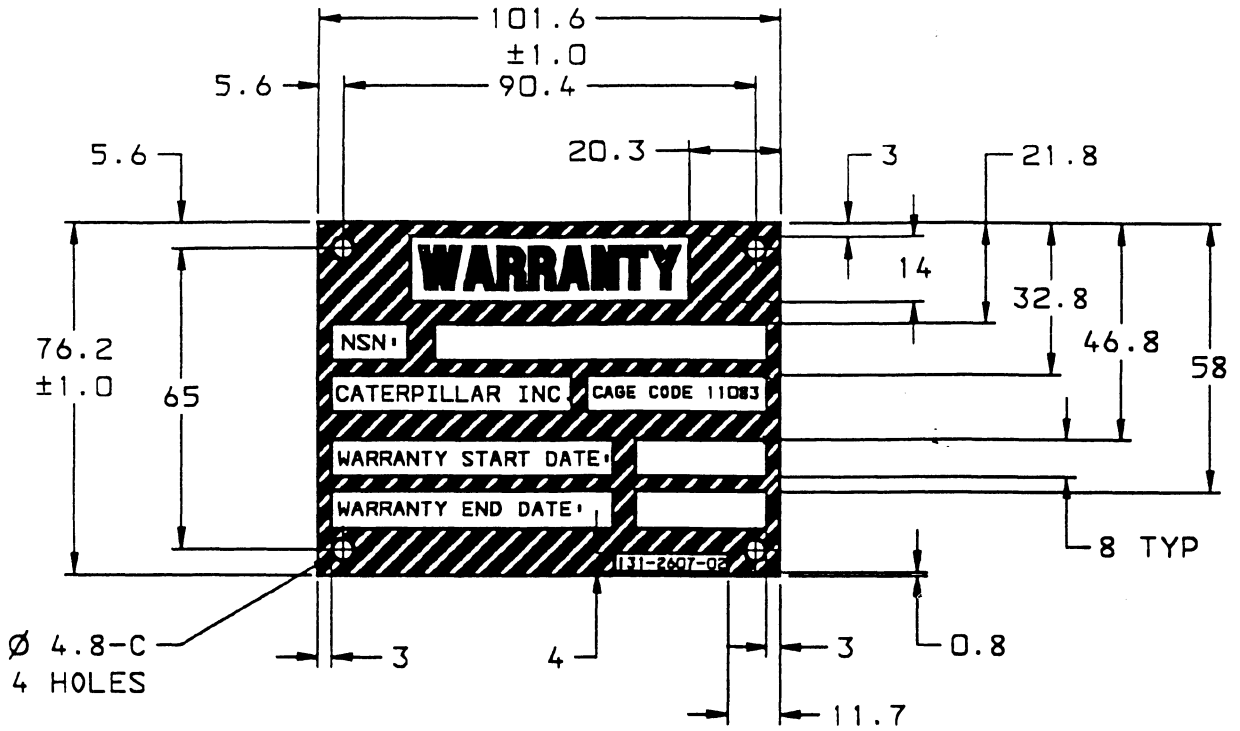
NOTE	REF NO	PART NUMBER	QTY	PART NAME	NOTE	REF NO	PART NUMBER	QTY	PART NAME
	1	124-6901	1	SHIPPING PLATE					

BATTERY CONNECTION DIAGRAM



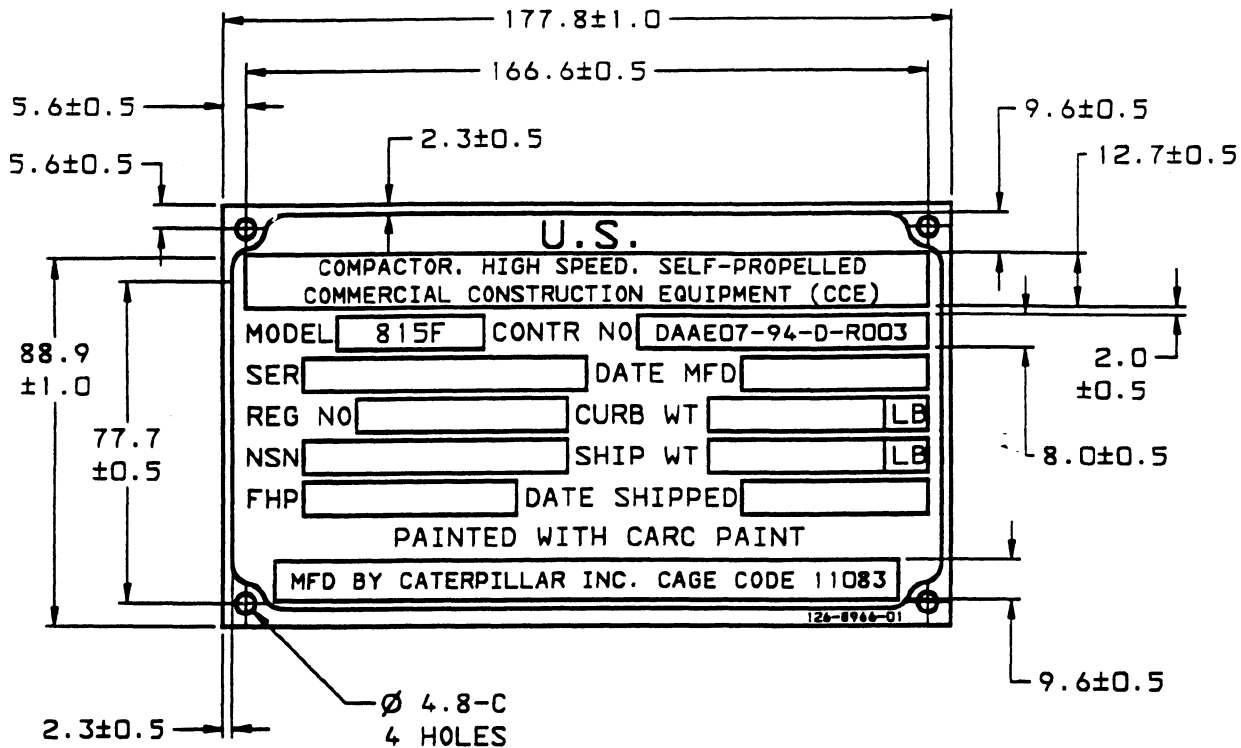
NOTE	REF NO	PART NUMBER	QTY	PART NAME	NOTE	REF NO	PART NUMBER	QTY	PART NAME
	1	1E2082B	1	FILM					

WARRANTY PLATE



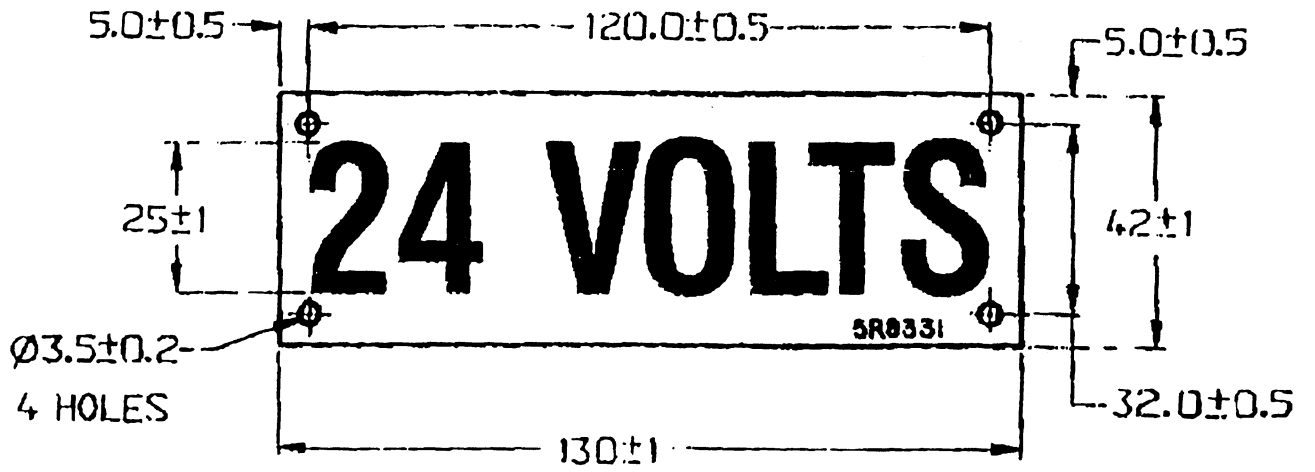
NOTE	REF NO	PART NUMBER	QTY	PART NAME	NOTE	REF NO	PART NUMBER	QTY	PART NAME
	1	131-2607	1	WARRANTY PLATE					

IDENTIFICATION PLATE



NOTE	REF NO	PART NUMBER	QTY	PART NAME	NOTE	REF NO	PART NUMBER	QTY	PART NAME
	1	136-8966	1	IDENTIFICATION PLATE					

24 VOLT SLAVE RECEPTACLE PLATE



NOTE	REF NO	PART NUMBER	QTY	PART NAME	NOTE	REF NO	PART NUMBER	QTY	PART NAME
	1	SR-8331	1	24 VOLT SLAVE RECEPTACLE PLATE					

PART NUMBER INDEX

Number	Page	Number	Page	Number	Page	Number	Page
			32	1A9579	45		248
			37	1B0676	199	1H8306	85
			47	1B2716	268	1H9696	263
			149	1B2790	28	1J2176	137
			150		37	1J2860	147
OL0364	31		173	1B3934	196	1J6298	338
OL1138	165		174	1B4207	215	1J7540	189
OL1143	32		263	1B4430	353		189.01
	58		280	1B7182	79	1J9671	212
OL1170	199		281	1B7709	15		233
OL1329	26		37		26		234.02
OL1351	7	OS1595	137	1B8704	330		237
	47	OS1608	149	1B8709	33		239
	137		66	1B9575	28	1K4455	276
	141	OS1614	72	1C0569	341		277
OL1352	16	OS1615	78	1C2251	15	1K6776	216
	60		80	1D4164	85	1K6872	280
OL1558	149		68	1D4539	52		281
OL2070	15	OS1616	8	1D4540	35	1K6985	47
	31	OS1617	17		181	1K8850	209
	52	OS1618	32	1D4566	137	1K9422	183.02
	75		35	1D4595	15	1L3769	80
	137		58	1D4599	261	1L4349	263
OL2315	164		217	1D4630	183	1L5072	26
OS0509	7	OS1619	34	1D4717	53		246
	30		137	1D5117	234	1L5081	31
	141		261		234.03		181
	259	OS1748	17	1D6260	183.01		234
OS1566	8	OTO055	48	1F0748	90		234.03
	29		75		193	1L7388	159
	137		79		209	1M1230	299
OS1571	31		33		210	1M1341	199
	45	OTO065	44		264	1M1571	248
OS1579	171		269	1F0750	209	1M6119	93
OS1585	24		31		255	1M6120	93
OS1587	17	OTO102	141	1F1006	33	1M7643	56
	37	OTO318	16	1F7567	225	1M8649	246
	216	OTO573	163	1F7958	149	1N3576	11
OS1588	44	OTO768	263	1G5925	269	1N3800	69
	79			1G5927	264	1N3802	69
	137			1G5928	240	1N4406	4
	150				266		7
	181			1H1023	234.04	1N5999	181
OS1589	216	1A1135	157		235	1N9372	52
OS1590	34	1A2029	19	1H3244	89	1P0436	79
	44		31		91.02	1P0604	169
	137		32		132.01	1P1367	28
	171		35		323	1P2497	68
OS1591	16		36		323.04	1P3381	51
	35		37		329	1P3704	42
	36		140		329.04	1P3705	234
	53		263	1H4393	301.02		234.03
	75	1A2223	159	1H5514	32		251
OS1594	13	1A4350	339		35	1P3707	137
	13.01	1A4784	199		52		144
	16	1A5183	161	1H6525	52	1P4244	4
	17	1A8096	237	1H8128	247		29
	31	1A8537	164				

PART NUMBER INDEX

Number	Page	Number	Page	Number	Page	Number	Page
1P4278	43	1U0962	258		56	2D6392	83
1P4576	233	1U1489	260	1W4542	8	2F2290	70
	234	1U1988	248	1W4619	47	2F7306	341
	234.O2		249	1W4928	29	2G0415	300
	234.O3	1U1989	248	1W4972	90	2G8767	97
1P4577	145	1U1993	248	1W5300	13		106
1P4578	145	1U1997	248	1W5374	5	2G8957	62
	233	1U2066	248		79	2G9000	62
	234.O2	1U2226	255	1W5878	17		63
	251		271	1W5879	17	2H3088	149
1P4585	251	1U2816	261	1W5912	80		164
1P6356	309	1U2827	263	1W6523	68	2H3429	80
1P6367	13	1U3142	237	1W6629	72		113
	13.O1	1U3196	260	1W6810	38		177
			273	1W6987	77	2H3920	117
1P6452	86	1U3508	261	1W7110	18		321
1P7346	34	1U3513	261	1W7816	18		323.O2
1P7404	181	1U3578	258	1W7831	4	2H3922	116
1P9744	286	1U4107	276		14	2H3931	263
1P9945	14		277	1W9167	73	2H3932	75
1P9946	14	1U4108	275		75	2H3934	75
1P9956	21	1U4135	258	1W9168	73	2H4145	265
1R0719	146	1U4198	183.O1		74		268
1R0739	36	1U4199	183.O1	1W9169	73	2H5549	247
1R0750	67	1U8846	155		74	2H6338	251
1S0724	41		157		75	2H9247	149
1S0994	221	1V1122	255			2J0157	80
1S1953	78	1V1123	255	2		2J3505	183
1S2176	141	1V6274	233				183.O1
1S3725	141		234.O2	2A0762	107	2J5132	247
1S4295	58	1V6275	233	2A1162	17	2J6088	239
	61		234	2A1420	19	2J6089	239
1S5304	20		234.O2	2A1538	19	2J6356	146
1S5440	78		234.O3	2A3541	45	2J7761	246
1S5596	171	1V6276	233	2A3746	177	2J8168	261
1S6595	141		234.O2	2A3798	7	2J8172	261
1S7251	93	1V6277	233	2A4429	13	2K0713	157
	95		234.O2	2A4639	150	2K0715	157
	106	1V6341	301.O2	2A5546	64	2K3549	185
1S7252	93	1V8506	127	2B0858	17	2K3656	182
1S7446	301.O2	1W0141	5		28	2K4160	230
1S9540	11		107	2B0947	137	2K4821	89
	12	1W0613	53	2B2404	58		91.O2
1S9543	21	1W1669	80		71	2K4973	263
1S9593	178	1W1695	80		171		341
	269		81	2B2694	202		353
	270	1W1698	80		28	2K5065	149
1T0284	269	1W1699	80		33	2K5103	147
1T0416	75	1W3285	78		52	2K6830	231
1T0689	239	1W3286	78	2B2695	175		247
1T0765	35	1W3900	18		177		248
1T1621	169	1W4098	69		181	2L1701	16
1T1639	171	1W4243	68		341	2L3793	239
1U0200	276	1W4321	30	2B7559	164	2L5271	261
	277	1W4323	30	2B9373	163	2L8050	90
1U0807	258	1W4407	14	2D3263	261	2L8054	90
1U0885	275	1W4486	4	2D4202	263	2L8066	113
1U0886	275						

PART NUMBER INDEX

Number	Page	Number	Page	Number	Page	Number	Page
2L8071	113	2P8987	149	2W1605	5	3B4611	199
2L8075	89	2P9347	199		72		209
2M0913	95	2P9556	69	2W1707	21	3B4615	195
2M1444	299	2Q3163	257	2W1708	21		199
2M5407	31	2R0504	354	2W1709	21	3B4617	216
2M7819	69	2R1498	199	2W2216	69	3B4627	275
2M9780	20	2R2376	291	2W2410	68	3B4640	225
	32	2S0042	18		69	3B6491	63
	79	2S0115	157		70	3B6753	248
	97		183		83	3B7255	310
	221		183.01	2W3679	52		310.02
	226		183.02	2W4160	5	3B7721	43
	234	2S0669	159		81	3B8428	47
	234.03	2S0696	177	2W4561	36	3B8485	14
	239	2S0736	15	2W5317	103	3B8489	165
	263		26	2W5448	83		196
	271	2S0795	37	2W6102	70		202
2N0828	69	2S1382	173	2W6103	68		230
2N2766	56		174	2W6104	68		275
	58	2S1384	173	2W6134	10	3C1884	355
	61		174	2W7138	30		356
2P0220	8	2S1385	173	2W7234	86	3D0490	149
2P0416	58		174	2W7255	47	3D2824	80
2P0449	71	2S1541	31	2W7400	70		146
2P1168	17	2S1865	97	2W7952	22		233
2P1170	33		301.02	2W8494	22		234
2P1294	150	2S4078	251	2W8662	90		234.02
2P1487	26		263	2W8715	90		234.03
2P1692	26	2S4750	149	2W9162	29		251
2P1738	20		150	2W9267	6		252
2P1739	31	2S4872	175		14		253
2P1781	33		177	2W9304	5		259
2P2537	28	2S5658	10		23		265
2P2685	86		11	2W9305	70		267
2P2697	30	2S6160	56	2W9315	64	3D2898	80
2P2720	8	2S6692	17	2W9316	64	3D2992	141
2P2975	106	2S7383	66	2W9657	83	3D8317	70
2P3200	8	2S8439	146	2Y5829	60		177
2P3673	173	2T2266	255			3D8761	361
2P3675	173	2T2310	71	3		3E0075	118
2P4339	291	2T3360	229				131.02
2P5616	89	2V0099	291	3A3692	253		132.01
2P6105	5	2V3216	359	3B0551	85	3E0125	115
	31		361		155	3E0127	115
2P6132	44	2V4226	162		157	3E0128	115
2P6224	5		164	3B0623	13	3E0129	115
	23	2V5687	310.02		13.01	3E0130	115
2P6574	5	2V6491	95	3B0645	28	3E0131	115
	59	2V7859	301.02	3B1915	8	3E0132	115
2P7732	35		330		34	3E0133	115
2P7734	35	2V8555	202	3B2062	195	3E0134	115
2P8421	233	2V9053	223		199	3E0135	115
	234.02	2V9489	42	3B4501	279	3E0136	115
	251	2V9490	42	3B4505	8	3E0137	115
2P8746	34	2W1011	4	3B4506	173	3E0138	115
2P8870	35		67		174	3E0139	115
2P8986	149	2W1086	8	3B4607	225	3E0140	115

PART NUMBER INDEX

Number	Page	Number	Page	Number	Page	Number	Page
3E0141	115	3E5454	91.02	3G4461	234.04		72
3E0142	115	3E5455	91.02		235		145
3E0143	115	3E5457	91.02	3G5980	263		221
3E0144	115	3E5458	91.02	3G6889	234.04		251
3E0145	115	3E5459	91.02	3G6891	234.04	3J7355	71
3E0155	117	3E5460	91.02		235	3J9125	183.01
	321	3E5464	279	3G6905	234.04	3K0196	149
	323.02	3E6328	87	3G6906	234.04	3K0360	32
3E0410	291		319		235		71
3E0411	291		325	3G6907	234.04		223
3E3000	333	3E6388	355		235		225
3E3361	178	3E6575	341	3G8634	248		234
3E3362	178	3E6760	64	3G9194	261		234.03
3E3364	87	3E6799	169	3G9269	249		239
3E3365	87	3E6914	15		250		245
	99	3E7445	85	3G9863	265		245.02
3E3381	355	3E7512	355	3G9864	265		258
3E3382	98		361	3H1461	42		270
3E3383	98	3E7577	88		137	3K1290	58
	293		89	3H2900	319	3K2511	159
	355		90		325		161
3E3386	319	3E7775	113	3H3243	29	3K2876	196
	325	3E7886	150	3H5841	353	3K3147	95
3E3389	117	3E8320	97	3J1907	42	3K4897	315
3E3535	309	3F0379	113		67	3K5733	70
3E3747	178	3F4854	275		72	3K6905	144
3E3748	178	3F4971	275		83	3K8107	333
	181	3F5792	141		97	3K8460	26
3E3805	333	3F5920	147		129	3K8782	131.02
	335	3F7183	196		130.02		132.01
	337	3G0881	247		145		321
3E4046	141		273		146		323.02
3E4051	309	3G0882	247		181		327
3E4052	309	3G0883	247		223		329.02
3E4057	309	3G0967	276		225	3K8785	299
3E4058	309		277		226	3L1425	14
3E4067	309	3G1038	273		233	3L2875	71
3E4078	309		275		234	3L8187	105
3E4312	280	3G1264	241		234.02		323
3E4313	245.02	3G1393	252		234.03		323.04
3E4335	341		273		239		329
3E4336	341	3G1394	249		243		329.04
3E4352	45		258		245	3N3718	91.02
3E4362	341	3G1447	272		245.02	3N3790	366
3E4887	19		273		251	3N8506	169
3E4888	19	3G1576	274		255	3P0009	68
3E5200	366		275		257	3P0011	310.02
3E5239	321	3G1577	274		270	3P0647	271
	323.02	3G1820	241	3J4407	237	3P0887	146
	327	3G2167	273	3J4818	353	3P1155	35
	329.02	3G2192	242	3J6019	11	3P1896	13
3E5370	129	3G2193	242	3J6561	275		13.01
3E5393	85	3G2692	263	3J7352	58	3P3461	137
3E5446	91.02	3G3369	274	3J7354	28	3P3604	335
3E5447	91.02	3G3498	263		32		337
3E5448	91.02	3G3835	69		58	3P4570	351
3E5450	91.02	3G4075	263		68	3P7009	161

PART NUMBER INDEX

Number	Page	Number	Page	Number	Page	Number	Page
3P7168	55		187		323.04		97
3P8485	177		255		329	4E0001	319
3P9847	255	3T0376	131.02		329.04		325
3S0004	137		132.01	4B2047	91.02	4E0007	291
3S2093	51	3T0688	146	4B2048	123	4E0008	291
	93	3T1815	119		125	4E0009	291
	95	3T2662	131.02		127	4E0010	291
	97		132.01	4B2049	97	4E0154	229
	106	3T3045	93		113	4E0156	229
	121	3T3048	309		115	4E0339	333
	123	3T3422	113	4B3388	58	4E0340	335
	125	3T3434	113	4B3938	7	4E0363	139
	127	3T4377	161		11		139.01
	129	3T4384	159		12	4E0460	319
	130	3T6354	89	4B4158	366		325
	130.02		91.02	4B4274	73	4E0582	335
	130.03	3T6655	321		75	4E0630	125
	131.02		323.02		131.02	4E0716	229
	132.01	3T6965	150		132.01	4E0944	306
	229	3T7059	355		245.02	4E0945	306
	245		356		299	4E1030	291
	245.02	3T7086	355	4B4276	178	4E1031	291
	279		356		323	4E1032	291
	300	3T8730	329		323.04	4E1033	291
	303		329.04		329	4E1034	291
	319	3V0343	2		329.04	4E1037	291
	321		190	4B4278	319	4E1038	291
	323	3V0778	145		325	4E1188	105
	323.02		187		353	4E1215	337
	323.04		225	4B4280	209	4E1317	319
	325		309	4B4281	85		325
	327		310	4B4863	130	4E1384	333
	329		310.02		130.03	4E1391	303
	329.02	3V2523	209		131.02	4E1392	303
	329.04	3V4694	321		132.01	4E1411	303
	361		323.02		245.02	4E1669	106
3S2654	174		327		299	4E2085	184
3S2695	172		329.02	4B4910	26	4E2086	184
	174	3V4791	354	4B5387	11	4E2089	184
3S2708	159	3V4943	202		12	4E2090	184
	161	3V7476	283	4B9365	81	4E2091	2
3S2713	8		284	4B9782	11		184
	26	3V8738	209		12	4E2160	313
	75	3W6398	282		33	4E2161	205
3S5496	12	3W6399	282		237		207
	13	3W6541	306		239	4E2240	155
3S6049	93	3Y7829	189	4B9784	159		157
3S6050	93		189.01	4B9880	33	4E2244	97
3S7023	231				177		129
3S7166	252	4		4D1577	149		130.02
3S8313	13			4D3704	137	4E2355	131.02
	13.01	4B0418	30	4D6432	339		132.01
3S8652	146	4B1240	305	4D6624	299	4E2399	199
3S8665	309	4B1273	17	4D7388	30	4E2436	195
3S9896	159	4B2043	89		319	4E2610	333
3T0049	123		91.02		325	4E2674	303
3T0050	95		323	4D7794	51	4E2675	303

PART NUMBER INDEX

Number	Page	Number	Page	Number	Page	Number	Page
4E2686	195	4F7957	66	4K6761	196		159
4E2847	291		81	4K6780	196	4M0061	129
4E3021	351	4F8711	195	4K6781	196		130
4E3023	351	4H2558	199	4K6804	155		130.02
4E3201	291	4H7869	109		157		130.03
4E3427	236	4H8380	188	4K7239	188	4M1751	173
4E3429	127	4H9027	85	4K7270	157		174
4E3432	127	4I5811	255	4K7461	196	4M1827	113
4E3436	236	4J0121	248	4K7462	196	4M1828	113
4E3437	236	4J0519	233	4K7464	196	4M1831	113
4E3438	236		234.02	4K7465	196	4M2381	177
4E3444	236		239	4K8179	71	4M5281	91.02
4E3448	236	4J0520	145	4K8302	131		301.02
4E3580	187		251		131.01	4M5285	261
4E3644	147	4J0521	177	4K8479	188	4M6425	330
4E3645	147	4J0522	145	4K8501	210	4M6480	32
4E3896	147		233	4K8864	93	4M6582	300
4E3897	147		234.02		323	4M6921	263
4E3949	245		251		323.04	4M7470	199
	245.02	4J0523	239		329	4M8239	173
4E3969	217	4J2592	275		329.04		174
4E4686	123	4J3583	275	4K9097	341	4M8303	72
4E4687	123	4J5267	233	4K9477	165	4M9592	159
4E4710	139		234	4L1263	41		161
	139.01		234.02		93	4N0205	52
4E4741	106		234.03		95	4N0260	70
4E5334	294	4J5309	239		202	4N0432	70
4E5335	294	4J5477	53	4L3641	31	4N1761	66
4E5453	294		221	4L6454	93	4N2953	69
4E5540	217		233		106	4N3586	98
4E5542	217		234.02		129	4N3732	33
4E5547	225		255		130.02	4N3841	35
4E5550	217	4J6806	239		199	4N4526	8
4E5551	226	4J7399	248		209	4N5162	4
4E5880	147	4J7490	239		223		8
4E5910	291	4J7533	78		225	4N5353	34
4E5911	291		226		251	4N5484	68
4E7462	245		239		253	4N5485	68
	245.02	4J7554	183.01		255	4N5834	47
4E7822	245		276		259	4N6404	69
	245.02	4J7655	258		301.02	4N6406	69
4E8535	155	4J8224	239		310	4N6407	69
	157	4J8251	263		310.02	4N7521	115
4E8692	301.01	4J8252	263	4L6459	145	4N8155	61
	301.02	4J8997	81		233	4N9019	78
	314	4K1388	171		234	4N9170	119
4E9821	145		237		234.02	4P0897	49
4F0255	275	4K1540	216		234.03	4P0915	6
4F2294	132.01	4K5122	131.02	4L7124	323		109
4F2710	276		132.01		323.04	4P2578	75
	277		321		329	4P2875	61
4F3714	140		323.02		329.04	4P2942	7
4F4879	202		327	4L9337	38	4P3306	56
	343		329.02		164	4P3546	33
4F6024	69	4K5537	144		286	4P3806	60
4F7389	137	4K6558	196		310.02	4P5524	54
4F7952	263	4K6760	196	4L9564	29	4P7274	64

PART NUMBER INDEX

Number	Page	Number	Page	Number	Page	Number	Page
4P7275	64	4S5824	149		90	5C8312	121
4P7305	9	4S5971	141	4W2321	33		125
4P7306	9	4S7455	53	4W2322	33	5C8813	359
4P7581	121	4S8264	366	4W2357	49	5C9553	121
	123	4S8287	341	4W2446	14		125
	127	4S8472	53	4W3125	45		131.02
	319	4S8473	53	4W3828	45		132.01
	325	4S8541	169	4W5735	83		229
4P7822	17	4S8598	150	4W5738	9		300
4P7826	17	4S8603	150	4W5739	21		321
4P7827	9	4S9191	47	4W6157	5		323
4P7828	17	4T0317	239		44		323.02
4P7830	34	4T0318	239	4W6868	69		323.04
4P8085	30	4T1815	258	4W6869	78		327
4P8114	6	4T2110	261	4W7629	72		329
	43	4T2111	261	4W8652	18		329.02
4P8134	121	4T2173	252	4W9057	67		329.04
	123	4T2607	239	4W9972	97		333
	125	4T3131	146		129		355
	127	4T4866	274		130.02		356
	319	4T5613	231	4Y5911	286	5D0353	263
	325		247			5D1026	51
4P8453	28		248	5			310
4P8455	28	4T6869	241				310.02
	35		261	5B0486	199	5D1901	246
4P8480	78	4V0015	196	5B0935	202	5D1911	246
4P8975	16	4V0870	189	5B1983	189	5D2989	161
4P9330	73		189.01		189.01	5D4167	189
	75	4V0969	188	5B2183	270		189.01
4P9331	74	4V2475	233	5B5812	14	5D5958	241
	75		234.02	5B7267	335	5D7927	263
4P9381	73	4V3253	216		337	5F0304	17
4P9382	73	4V3514	215	5B7652	11	5F3106	29
4P9385	74	4V4149	189		12		48
4P9386	74		189.01	5B9079	17		260
4P9827	77	4V4164	123	5B9603	15	5F3144	164
	78		125	5C2874	110	5F3488	263
			127		223	5F7054	75
4P9828	78			5C2890	118	5F9144	68
4P9830	77	4V5099	157		127		234.04
4P9832	78	4V5392	142		139		235
4P9840	78	4V5397	142		139.01	5G0817	209
4P9856	4	4V6040	216		321	5G2003	107
	9	4V6619	210		323.02	5G2514	185
4P9857	9	4V6698	309		327	5G4313	37
4P9858	4	4V7079	164		329.02	5H2068	263
	17	4V7080	164	5C6565	258	5H2671	9
4P9942	49	4V7081	164	5C7261	97	5H3204	31
4P9943	49	4V7082	164		103	5H3701	155
4S1962	95		165		119	5H4279	32
	97	4V7412	199		119.01	5H5012	155
	131.02	4V7697	71		199		157
	223	4V7884	353		218	5H6005	263
	255	4V8556	353		333	5H6202	161
	257	4W0452	23		359	5H6552	83
4S1988	305	4W0924	64		361	5H6733	263
4S4455	95	4W1512	32	5C7267	362	5H6734	149
	132.01	4W2239	6				

PART NUMBER INDEX

Number	Page	Number	Page	Number	Page	Number	Page
5H7704	58		52		355	5P3930	159
5H8853	177		56		356	5P3945	279
5J0489	245.02		58	5P0597	45	5P4115	71
5J4776	239		60		55		309
5J5402	247		75	5P0598	58		333
	248		79	5P0743	85	5P4116	25
5J8200	231		137	5P0747	93		49
	247		140		95		199
	248		141		106		221
5K0461	144		149	5P0761	93		223
5K0906	129		150		106		299
	130.02		163	5P0767	51	5P4443	30
5K2298	202		171		192	5P4448	30
5K3118	234		181		310	5P4479	58
	234.03		259		310.02	5P4484	155
5K3493	196		263	5P1075	38		157
5K8451	221	5M3038	159		144	5P4536	43
	225		161		184	5P4571	305
	233	5M3062	41		202	5P4868	51
	234.02		93		209	5P4939	73
			95		253		74
5K8591	161		129	5P1076	199	5P4992	171
5K9065	169		130.02		209	5P5014	188
5K9090	41		190		210		210
	251		229		264	5P5045	159
	252		258	5P1175	366	5P5296	159
	253		301.02	5P1255	45	5P5297	159
5K9242	202		353	5P1257	45	5P5411	149
5K9243	30	5M3154	141	5P1262	51	5P5461	202
	171	5M4606	26	5P1778	188	5P5463	202
	202	5M5860	45		209	5P5599	268
5K9660	259	5M6126	161	5P1843	263	5P5675	90
5K9979	202	5M6213	17	5P2094	41	5P5677	132.01
5L1100	234.04		31	5P2228	187		319
	235		144		209		325
5L1761	181		7		223	5P5774	335
5L4507	131.02	5M6214	18		252		337
	132.01		67		258	5P5923	309
5L8854	57		155		264	5P5992	359
5L8855	57	5M6592	157	5P2230	45		361
5M1152	141		131.02	5P2424	251	5P6008	97
5M2057	263	5M6668	132.01	5P2526	149	5P6261	175
5M2894	7		234	5P2566	90		177
	8	5M7087	234.03		193	5P6414	169
	13		173		196	5P6438	301.02
	13.01	5M9548	174		209	5P6442	43
	15		177		210	5P6605	333
	16	5M9622	177	5P2817	55	5P6620	83
	17	5M9623	177	5P3272	68	5P6724	225
	19	5M9624	177	5P3418	89	5P6734	248
	30	5P0537	64	5P3419	89	5P6872	313
	31		67	5P3456	137	5P6876	312
	32		68	5P3494	137		313
	34		72	5P3671	25	5P6920	91.02
	35		79	5P3723	147	5P6945	64
	37		81	5P3928	279		68
	47		83	5P3929	309	5P7070	279
	48		99				

PART NUMBER INDEX

Number	Page	Number	Page	Number	Page	Number	Page
	300	5P8482	188		233		130
5P7076	341	5P8500	246		234		130.03
5P7244	366		294		234.02	6D4247	310
5P7456	157		311		234.03		310.02
5P7464	93	5P8502	246		258	6D4636	310
5P7465	93		294		287		310.02
5P7468	145		311	5S7383	144	6D6146	123
5P7469	145	5P8524	303		233		125
5P7483	25	5P8768	5		234		127
	199	5P8899	188		234.02	6D7690	147
5P7611	93	5P9119	263		234.03	6D8305	225
5P7648	131	5P9132	98		286	6D8498	80
	131.01	5P9205	127	5S7816	177	6D9331	123
5P7657	121		337	5S8055	7	6E0755	270
	125	5P9297	181	5S8462	11	6E0758	240
5P7782	85		225		12	6E0759	240
5P7807	89		309	5S9062	14	6E0761	240
	91.02		359	5S9948	23	6E0763	240
5P7958	341	5P9515	333	5V0328	209		266
5P7970	333	5P9516	333	5V0466	192.01	6E0764	240
5P8118	35	5P9757	69	5V0625	95		266
5P8167	234	5P9771	35	5V1474	300	6E0766	240
	234.03	5P9806	137	5V1498	280		266
	353		159		281	6E0768	266
5P8194	159		171	5V3854	195	6E0770	264
5P8197	366	5R5066	251	5V3885	93	6E0775	231
5P8210	64	5R7545	353	5V3887	93	6E2094	243
5P8215	80	5R7755	109	5V6106	63		269
5P8233	62	5R9299	323	5V6380	203	6E2403	261
5P8245	24		323.04	5V8194	255	6E2404	261
	37		329			6E2464	269
	137		329.04	6			270
	149	5S0003	58			6E2465	269
	159		181	6A7844	319		270
	216	5S2106	14		325	6E2466	269
	280	5S5879	26	6A9718	355		270
	281	5S5917	26		356	6E2943	261
	321	5S5918	27		362	6E3412	270
	323.02	5S6348	21	6B1557	140	6E3414	240
	327	5S6670	10	6B4198	66		266
	329.02	5S6735	13		67	6E3767	264
5P8247	8		13.01	6B4661	310	6E3769	264
	155		52		310.02	6E4546	245
	157	5S7001	173	6B4852	155		245.02
	164		174		157	6E4719	261
	216		271	6B6684	90	6E5024	230
	359	5S7018	271	6B6863	159		231
5P8248	19	5S7264	14	6B7469	56	6E5025	231
	215	5S7349	113	6B9807	49	6E5028	231
5P8249	183	5S7379	71	6C1441	312	6E5048	263
	183.01		233	6C1680	313	6E6406	234.04
	183.02		234	6D1641	309	6F2905	274
5P8250	19		234.02		310	6F3183	276
5P8356	240		234.03		310.02		277
	266		310.02	6D3479	71	6F3259	63
5P8440	300	5S7382	38	6D3897	68	6F3908	275
5P8444	145		145	6D4246	41	6F4718	17

PART NUMBER INDEX

Number	Page	Number	Page	Number	Page	Number	Page
6F4855	263	6I2889	58	6N1036	33	6T6329	105
	267	6I2890	5	6N1604	98		321
6F6672	80		32	6N1872	89		323.02
6F6673	177	6I2892	32	6N2283	310		327
6F7045	116	6I3299	5		310.02		329.02
6F7062	12		45	6N3350	5	6T7695	303
	37	6I3788	4		24	6T8409	149
6G2256	97		16	6N3504	69	6V0352	337
	106	6I4464	54	6N3827	113	6V0473	159
6G2263	97	6I8030	135	6N5978	57		161
	106		152	6N6984	229	6V0852	223
6G7914	63	6I8481	163	6N7174	13		225
6G8390	246	6I8500	159	6N7887	8		233
	311		161	6N8003	10		234.02
6G9333	144	6I8510	159		11		251
6H0192	18	6I8897	141	6N8336	5	6V1197	242
6H1717	14	6I8898	141		18	6V1322	144
6H3957	47		172	6N8589	131.02	6V1426	56
6H4006	321	6I9519	175		132.01	6V1427	56
	323.02		177		321	6V1668	300
	327	6I9696	149		323.02	6V1720	161
	329.02	6I9697	149		343	6V1820	60
6H9361	263	6I9783	141	6N8599	38		169
6H9691	68	6I9798	168	6N8744	287	6V1889	93
6I0161	278		169	6P0593	330		95
	287		171	6P3236	291		97
6I0162	287	6J0800	276	6P4227	146		132.01
6I0163	287		277	6P4603	145		221
6I0979	78	6J2419	80		146		223
6I1327	77		175	6P4939	177	6V1999	18
6I1345	33	6J2797	231	6P4943	177	6V2370	184
6I1346	33		247	6P4978	177	6V2383	202
	34	6J4655	275	6P7704	159	6V2417	366
6I1564	64	6J6604	260	6P9783	177	6V2456	315
6I1598	287	6J6721	159	6P9784	177		341
6I2002	107	6J8711	183.02	6P9785	177	6V2478	159
6I2003	68	6K0137	193	6P9786	177	6V2491	288
6I2004	68	6K0806	353	6S7826	234.04		291
6I2408	60	6K2171	42		235		321
6I2409	60	6K2198	183.01	6S7827	234.04		323.02
6I2503	54		189		235		327
6I2504	54		189.01	6T2217	130		329.02
6I2613	6	6K2430	157		130.03	6V2606	271
	60	6K5741	71		131.02	6V2687	125
6I2614	60	6K8178	93		132.01		280
6I2615	60		95	6T2770	356		303
6I2698	6		125	6T2774	323	6V2722	106
	55	6K8179	119.01		323.04	6V2982	5
6I2699	6	6K8987	157		329	6V3232	188
	53	6K9793	202		329.04	6V3508	26
6I2701	6	6L1648	52	6T3990	105	6V3531	157
	57	6L3616	202	6T4864	305	6V3823	169
6I2885	4	6L5897	68	6T5532	147	6V3960	361
	52		86	6T6066	323	6V3965	181
6I2887	5	6L7751	301.02		323.04		223
	58	6L8617	51		329		225
6I2888	58	6M5062	267		329.04		233

PART NUMBER INDEX

Number	Page	Number	Page	Number	Page	Number	Page
	234.02		362		234.02		130.02
	251	6V6921	75		234.03		131
6V4350	161	6V7357	299		245		131.01
6V4351	161	6V7359	93		245.02		144
6V4365	173	6V7646	303		255		145
	174	6V7687	335		257		184
6V4369	139	6V7732	155	6V8398	41		199
	139.01		157		71		202
6V4432	286	6V7743	199		225		209
6V4604	184	6V8124	361		233		221
6V4611	366	6V8128	169		234.02		223
6V4626	14	6V8143	187		255		225
6V4670	252	6V8182	157	6V8490	305		234
6V4680	252		260	6V8556	225		234.03
6V5016	71		275	6V8557	252		251
	85	6V8183	199	6V8625	245		255
6V5227	109	6V8185	95		245.02		286
6V5537	109		323	6V8634	225		301.02
	112		323.04		234		310
	113		329		234.03		310.02
6V5538	109		329.04	6V8635	251		354
	114	6V8186	132.01	6V8636	225	6V8837	359
	115		209		234		361
6V5686	155	6V8187	91.02		234.03	6V8927	105
	157		301.02		245		321
6V5758	264		330		245.02		323.02
6V5839	60	6V8188	95	6V8637	233		327
	141		113		234		329.02
	169		115		234.02	6V8928	335
	359		195		234.03	6V8936	233
6V5842	60		199		259		234.02
6V5851	361		205	6V8640	221		257
6V5874	246		207	6V8641	255	6V8942	225
	294		264	6V8714	252	6V9005	41
6V5894	83		286	6V8723	225	6V9007	233
6V6207	362	6V8225	99	6V8724	223		234.02
6V6208	355	6V8237	182		225	6V9008	41
6V6209	355	6V8362	117		233	6V9161	221
	356		291		234.02	6V9168	233
	362	6V8365	132.01		245		234.02
6V6210	361	6V8369	117		245.02	6V9169	233
	362		321		255		234.02
6V6213	355		323.02		257	6V9200	221
	356	6V8374	105	6V8781	225	6V9355	223
6V6214	355		323	6V8787	233	6V9492	245
	356		323.04		234.02	6V9505	245
6V6219	356		329	6V8801	15		245.02
6V6561	361		329.04		22	6V9632	103
	362	6V8376	132.01		41		105
6V6640	149		321		53		127
6V6799	355		323.02		71		132.01
6V6845	330	6V8378	132.01		90		187
6V6885	333	6V8397	221		93		218
6V6888	355		223		95		229
	356		225		97		299
6V6889	355		233		106		300
	356		234		129		303

PART NUMBER INDEX

Number	Page	Number	Page	Number	Page	Number	Page
	305	6Y1093	169	7E3548	49		234.02
	327	6Y1602	161	7E3549	49	7I3143	233
	329.02	6Y2054	161	7E3550	51		234.02
	333	6Y2546	155	7E3553	51	7I3144	233
	337		157	7E3554	51		234.02
6V9648	366	6Y2547	155	7E3555	51	7I3230	255
6V9673	138		157	7E3556	51	7I3231	255
	139.02	6Y3148	169	7E3557	38	7I3308	310
6V9746	221	6Y3151	169	7E3667	80		310.02
	225	6Y4819	161	7E3986	78	7I3309	255
	233	6Y4859	169	7E4236	5	7I3450	311
	234	6Y5911	159		20	7I3470	2
	234.02		161	7E4237	20		131
	234.03	6Y5912	159	7E4656	80		131.01
	259	6Y8005	169	7E4761	20	7I3635	145
6V9829	223	6Y9960	19	7E4892	69	7I3792	71
6V9835	233			7E5346	70	7I4078	225
	234.02	7			79	7I4117	233
6V9836	255			7E6047	21		234.02
6V9846	225	7B1597	51	7E6785	83	7I4186	164
6V9849	233	7B2742	79	7E7754	49	7I5579	236
	234.02		107	7E7760	49	7I6756	347
6V9850	223	7B3028	150	7E9898	225		349
	225		173	7F3531	330	7J0204	181
	245		174	7F7590	31	7J0728	312
	245.02	7B3039	263	7F7621	89		313
6V9851	41	7B3235	149		91.02	7J0729	312
6V9853	234	7B3642	149	7F8267	137		313
	234.03	7B5163	23		234.04	7J5639	247
6V9854	251	7B7525	341		235	7J6461	247
6V9874	225	7B8194	237	7F8268	137		248
6V9876	223	7C3093	38		141	7J6469	247
6W2342	230	7C3559	22		149	7J6580	159
6W3275	333	7C5278	77	7F8607	79	7J6833	234.04
6W4181	165	7C7011	26	7F9571	215		235
6W5427	185	7C7013	26	7F9572	215	7J6835	234.04
6W5803	184		27	7F9578	215	7J6839	234.04
6W5807	188	7C7614	73	7F9579	215		235
6W5810	188	7C7734	6	7G2132	141	7J8009	234.04
6W5817	195		30	7G2343	159		235
6W5818	195	7C8434	286	7G2516	161	7J8611	144
6W8906	333	7C8993	66	7G2830	159	7J8902	109
	337		83	7G3975	159	7J9682	231
6W8946	129	7C9532	61	7G4842	177	7K1181	43
	130.02	7C9538	61	7G5618	159		105
6W9214	264	7C9966	77	7G5670	159		119.01
6Y0724	177	7D1195	263	7G6355	161		121
6Y0725	175	7D7233	145	7G7218	159		123
	177	7D8348	196	7G7724	159		125
6Y0726	175	7D8349	196	7H1447	263		127
	177	7D8793	85	7H3472	233		255
6Y0727	177	7E0802	97		234.02		309
6Y0728	177	7E2464	80	7H7055	71		310.02
6Y0729	175	7E2925	6	7H7658	161		319
6Y0736	177		19	7H9678	80		325
6Y0744	177	7E2926	6	7I3017	199	7K1401	144
6Y1087	169		38	7I3142	233	7K1402	144

PART NUMBER INDEX

Number	Page	Number	Page	Number	Page	Number	Page
7K1972	188		323.02	7N8775	68	7T3267	113
7K3596	252		327	7N8779	68	7T3268	113
7K3971	255		329.02	7N8780	68	7T3269	113
7K3972	255	7N2994	17	7N8785	70	7T3270	113
7K3974	257	7N5274	93	7N8821	70	7T3271	113
7K3975	257	7N5656	19		80	7T3276	113
7K4199	291	7N5686	53	7N9023	89	7T3277	113
7K4201	291	7N5853	45		91.02	7T3278	113
7K4370	85	7N5856	46	7N9035	64	7T3279	113
7K4474	356	7N5876	319	7N9062	64	7T3370	149
7K6908	182		323	7N9145	16	7T3451	113
7K7862	258		323.04	7N9519	67	7T3454	113
	259		325	7N9520	67	7T3974	113
7K9203	230		329	7N9536	4	7T4532	285
7L2894	113		329.04		15	7T6799	117
7L3195	58	7N5910	47	7N9554	83	7T8518	169
	61	7N6027	45	7N9737	85	7T8593	145
7L3326	78	7N6550	10		116	7T8816	159
7L6479	299		12		132.01		161
7M1201	159	7N7166	78		285	7T8890	282
7M3361	131	7N7264	78		300	7T9302	117
	131.01	7N7270	70		309		321
7M4046	11	7N7271	69	7N9738	116		323.02
	12	7N7779	85		150	7T9370	159
7M7219	69		97		300	7U4898	75
7M7794	137		100	7N9805	21		341
7M8322	58		116	7N9907	83	7V0008	188
7M8485	41		132.01	7N9943	305	7V0098	2
	51		138	7P6682	95		190
	155		139.02	7S1801	29	7V1881	216
	157		150	7S1803	29	7V2914	2
	251		285	7S2204	7		203
	265		300	7S2962	150	7V3791	164
	268		309	7S3161	27	7V3842	164
7M8592	173		356	7S3224	10		165
	174	7N7780	85		11	7V4016	189
7M9918	61		97	7S3916	252		189.01
7N0110	35		100	7S3919	252	7V4637	234
7N0200	44		116	7S6745	146		234.03
7N0550	26		132.01	7S6997	175	7V5309	188
7N0718	93		138	7S7144	13	7V5367	63
	116		139.02	7S8553	271	7V5369	63
7N0944	38		150	7S9323	80	7V5530	192.01
7N1046	78		285	7S9930	270	7V5607	195
7N1047	78		300	7T0020	305	7V6144	210
7N1052	83		309	7T0493	321	7V6571	221
7N1066	77		356		323.02		223
7N1342	4	7N7781	97		327		255
	7	7N7782	100		329.02		257
7N1796	86	7N7970	78	7T0969	93	7V6589	234
7N2171	70	7N7998	12	7T1099	187		234.03
7N2172	70	7N8018	13		188	7V6659	221
7N2176	83	7N8026	5		189	7V6668	183.01
7N2594	68		27		189.01	7V9275	131.02
	70	7N8204	356		299		132.01
7N2602	17	7N8421	78		337	7V9372	182
7N2867	321	7N8768	83	7T2703	149	7V9591	183.01

PART NUMBER INDEX

Number	Page	Number	Page	Number	Page	Number	Page
7W0134	80		113	7X6026	299		103
7W0250	69		115	7X6041	291	8C6712	145
7W0491	52	7X0564	230	7X6227	299	8C6761	151
7W1927	77	7X0582	201	7X6269	299		152
7W1945	58	7X0584	233	7X7700	85	8C6872	71
7W2015	64		234.02	7X7729	51	8C6877	42
7W2230	55	7X0590	209		53	8C6965	319
7W2826	64	7X0593	205		184		325
7W2828	64		207		185	8C7581	93
7W4272	70	7X0608	199		191	8C8451	279
7W4482	75	7X0772	205		195	8C8778	103
7W4973	286		207		199	8C8898	366
7W4974	286		209		225	8C8901	366
7W4978	286		295		287	8C8945	366
7W5699	23	7X0820	233	7X7731	35	8C8988	225
7W5700	86		234.02		46		255
7W6492	20	7X0850	291	7X7893	251		257
7W7045	75	7X1121	178	7X7958	41	8C9046	366
7W8106	201	7X1387	199	7Y3173	245	8C9124	231
7W9020	31	7X1976	299	7Y3282	245		247
7W9322	17	7X2459	223	7Y5231	189		248
7X0288	309	7X2497	335		189.01	8C9133	231
7X0290	233	7X2498	335	7Y7256	319		247
	234.02	7X2500	335		325		248
7X0308	233	7X2534	225			8C9160	231
	234.02	7X2537	49	8		8C9660	89
7X0312	42	7X2538	119			8C9987	205
	251		119.01	8A8563	58		207
7X0313	42	7X2548	333	8B2377	66	8D3791	203
7X0314	234		337	8B2540	335	8D5054	18
	234.03	7X2553	225	8B4967	42		109
7X0315	145	7X2580	185	8B6349	11	8D9739	159
7X0316	145	7X2618	225		12	8E0849	205
	196	7X2623	157	8B9294	105		207
7X0319	233	7X3183	229	8C3078	242	8E3472	161
	234.02	7X3229	366	8C3079	241	8E4320	181
7X0325	196	7X3319	319	8C3206	251	8E4321	175
	239		325	8C3210	330	8E4387	181
	251	7X3373	113	8C3309	225	8E4925	137
7X0326	239		330	8C3334	129	8E4928	137
7X0333	196	7X3374	265		130.02	8E4929	137
7X0338	90	7X4797	229		181	8E4930	137
7X0344	193	7X6001	299	8C3411	231	8E4956	137
7X0345	196	7X6002	299	8C3445	28	8E5158	175
	260	7X6003	300	8C3446	28		181
7X0346	210	7X6004	300		145	8E5247	169
7X0362	193	7X6005	299		251	8E5701	276
7X0366	230	7X6007	299	8C3447	145		277
7X0401	190	7X6008	300	8C3451	251	8E6068	275
7X0411	274	7X6009	300	8C3655	113		276
7X0456	280	7X6010	299	8C3681	51	8E6069	275
	281	7X6015	300	8C3756	299		277
7X0490	300	7X6017	299	8C4413	333	8E6070	276
7X0492	53	7X6019	299	8C4436	51	8E6072	277
7X0507	199	7X6020	299		210	8E6539	169
7X0521	157	7X6021	300	8C5210	47	8E6647	169
7X0562	110	7X6024	299	8C6207	100	8E6648	169

PART NUMBER INDEX

Number	Page	Number	Page	Number	Page	Number	Page
8E6667	149	8J1256	319		309	8N2496	70
8E7366	141		325	8M2773	129	8N2499	70
8E7566	136	8J1552	237		130.02	8N2501	70
	137	8J1553	233			8N2503	69
	172		234.02			8N2505	69
8E7569	137		237			8N2507	69
8E7772	171	8J3146	253			8N2510	78
8E7841	181	8J4351	242			8N2637	80
8E7842	181	8J4866	275	8M3107	149	8N2640	80
8E8299	159	8J5839	301.02		150	8N2641	80
8E8304	161	8J6910	263	8M3182	28	8N2810	90
8E8305	161	8J7415	247	8M3267	7	8N3087	70
8E8488	169	8J8230	188		353	8N3088	83
8E9212	248	8J8343	83	8M4106	63	8N3168	70
	260	8J8450	239	8M4409	173	8N3251	26
	275	8J8451	239		174	8N3256	68
8E9268	171	8J8466	239	8M4432	140	8N3258	68
8E9972	169	8J8472	239	8M4448	26	8N3259	68
8FO492	286	8J8473	239	8M4986	173	8N3293	16
8F1434	89	8J8782	263		174	8N3325	26
	91.02	8J8783	263	8M5010	161	8N3327	26
	97	8J9282	248	8M5248	32	8N3945	70
	110	8J9463	268	8M5253	32	8N4110	11
	113	8J9464	268	8M5255	159		12
	115	8J9471	265	8M5890	183.01	8N4408	44
8F1462	341		267	8M8489	163		46
8F3170	164	8K1207	11	8M8515	83	8N4485	13
8F4452	147		12	8M9024	8		13.01
8F4610	64	8L2779	271	8M9062	86		38
8F5340	234.04	8L2786	20	8M9141	83	8N4617	54
	235	8L5832	68	8M9307	12	8N4745	4
8F8151	51		83		37		8
	310	8L5922	140	8N0105	26	8N4960	17
	310.02	8L8413	105	8N0107	5	8N5094	24
8F8178	66		245		26	8N5117	78
8F9206	263		245.02	8N0109	18	8N5132	75
8G0871	195		353	8N0110	18	8N5286	4
8H1141	113	8L8662	7	8N0246	4		12
8H2778	80	8M0505	258		13	8N5305	14
8H2807	80	8M0904	31	8N0303	4	8N5763	64
8H2810	80	8M1013	177		18	8N5764	64
8H3710	61	8M2530	37	8N0442	4	8N5765	64
8H5303	116	8M2538	173		17	8N5784	83
8H5306	116		174	8N0498	17	8N5928	47
8H5352	161	8M2770	41	8N0869	93	8N5929	47
8H5505	240		97	8N0872	4	8N6199	79
8H7521	150		121		15	8N6200	79
8H9189	175		123	8N1214	19		80
8H9204	75		129	8N1415	77	8N6201	79
8H9788	32		130	8N1721	21		80
8H9789	14		130.02	8N1725	93	8N6680	83
	47		130.03	8N1849	21	8N6796	13
8J0308	260		301.02	8N2181	4		13.01
	275	8M2771	130		16	8N7276	83
8J0484	231		130.03	8N2487	78		86
	247	8M2772	53	8N2488	68	8N7315	31
	248		181	8N2495	69	8N7318	31

PART NUMBER INDEX

Number	Page	Number	Page	Number	Page	Number	Page
8N7519	86		335	8R5125	202	8R9564	25
8N8221	21	8R0923	135	8R5126	202	8R9565	25
8N8222	21		152	8R5127	202	8R9566	25
8N8223	21	8R0925	155	8R5128	202	8R9567	25
8N8225	9	8R0931	155	8R5603	225	8R9602	119
8N8226	9		157	8R5817	103		119.01
8N8227	9	8R0932	155	8R6128	333	8R9609	333
8N8228	9		157	8R6359	205	8R9624	291
8N8229	9	8R0934	147		207	8R9625	291
8N8721	18	8R0935	147	8R6555	309	8R9626	291
8N8846	49	8R0942	135	8R7729	245	8R9627	291
8N9703	4		152		245.02	8R9637	291
	29	8R1016	157	8R7730	245	8R9638	291
8P1438	149	8R1088	142		245.02	8R9639	291
8P1715	149	8R1774	282	8R7750	337	8R9643	335
8P1717	149		354	8R7909	103	8R9644	333
8P1758	171	8R1922	312	8R7911	103	8R9647	333
8P1812	163	8R1923	312	8R7912	103	8R9648	333
8P1892	159		313	8R7931	131.02	8R9652	333
8P1916	159	8R1924	312		132.01		337
8P1918	159	8R2034	337	8R7933	131.02	8R9654	333
8P1919	161	8R2566	187		132.01	8R9670	333
8P1948	161	8R2649	95	8R7964	195	8R9675	335
8P1964	159		97	8R7969	195	8R9676	333
8P2019	159	8R2827	361	8R7974	195	8R9683	291
	161	8R2917	229	8R8317	205	8R9684	291
8P2022	159	8R2918	229		207	8R9685	333
	161	8R3252	135	8R8330	333	8R9712	2
8P2023	159		151	8R8545	216		119
8P2042	159		152	8R8795	143	8R9809	135
8P2047	159	8R3393	309	8R8796	142		152
	161	8R3394	187		143	8R9992	319
8P2051	161	8R3674	301.02	8R8797	143	8R9993	319
8P2052	161	8R3675	301.02	8R9037	305		325
8P2053	161	8R3827	2	8R9038	303	8R9999	319
8P2155	149		183	8R9220	199		325
8P2196	171	8R3830	183	8R9221	199	8S0493	33
8P3251	150	8R3836	2	8R9222	199	8S0934	338
8P8540	199		183.01	8R9223	199	8S0948	221
	218	8R3837	183.01	8R9227	199	8S1326	30
8P9296	177	8R3842	183.01	8R9230	199	8S1491	7
8P9507	161	8R3849	2	8R9237	199	8S1499	26
8P9770	274		183.02	8R9238	199	8S1605	8
	276	8R3850	183.02	8R9239	199	8S1783	188
	277	8R3999	105	8R9243	199	8S1965	20
8R0377	213	8R4001	105	8R9245	199	8S2634	106
8R0378	213	8R4134	193	8R9246	199	8S4211	106
8R0379	213	8R4136	192	8R9248	199	8S4304	37
8R0380	213	8R4868	2	8R9249	199	8S4711	268
8R0381	213		193	8R9250	199	8S4723	338
8R0382	213	8R4869	2	8R9251	199	8S5409	35
8R0615	233		192	8R9252	199	8S6511	33
	234.02	8R5051	2	8R9260	199	8S6814	69
8R0647	41		194	8R9380	335		171
8R0733	335		195	8R9526	93	8S7716	59
8R0737	335	8R5123	202	8R9561	25	8S7717	59
8R0739	333	8R5124	202	8R9562	25	8S7718	59

PART NUMBER INDEX

Number	Page	Number	Page	Number	Page	Number	Page
8S7803	221		51		325		53
	280		132.01		329		93
	341		187		329.04		95
8S8874	31		188		333		97
8T0075	243		191		335		103
8T0106	161		195		337		119
8T0130	233		201	8T4122	85		119.01
	234.02		205		192		129
8T0318	335		291		192.01		131.02
8T0328	68		309		193		132.01
	91.02		337		196		187
	97	8T3612	132.01		210		195
	110		187		251		199
	113		191		260		205
	115		199	8T4123	233		207
8T0336	155		337		234.02		229
	157	8T3635	337	8T4128	53		295
	164	8T3680	359	8T4133	38		312
8T0337	99	8T3844	296		41		319
8T0359	155	8T4121	38		51		325
8T0370	19		41		53		329
	205		49		97		329.04
	207		51		103		333
8T0380	182		55		115		335
8T0392	164		93		119		337
8T0741	225		95		119.01	8T4137	51
8T0788	233		97		121		55
	234.02		103		127		97
8T0789	359		115		130.02		121
	361		119		131		123
8T1118	359		119.01		131.01		131
	361		121		185		131.01
8T2275	263		123		187		184
8T2335	255		127		199		201
8T2501	97		129		216		218
	106		130.02		225		294
	255		131.02		229		309
8T2502	30		132.01		291		323
	42		187		294		323.04
	71		195		309	8T4138	85
	97		199		312		105
	145		201		313		121
	223		205		319		125
	255		207		321		127
	286		218		323		296
8T2561	49		225		323.02		300
	287		229		323.04		313
	309		251		325	8T4158	335
8T2925	135		294		329	8T4160	333
	151		309		329.04	8T4171	103
	152		312		359	8T4180	335
8T3282	157		313	8T4134	103	8T4181	333
8T3285	129		319		303		335
	130.02		321	8T4136	38	8T4184	60
8T3298	263		323		41	8T4185	41
8T3490	41		323.02		49	8T4186	51
	49		323.04		51		201

PART NUMBER INDEX

Number	Page	Number	Page	Number	Page	Number	Page
	309	8T4222	199		216	8T4908	49
8T4189	25		229		245		205
	95	8T4223	51		245.02		207
	131.02		60		321	8T4967	127
	132.01		85		323.02		195
	199		90		327		337
	299		95		329.02	8T4984	44
8T4191	41		105	8T4745	333	8T4985	251
	225		123	8T4747	335	8T4994	192.01
	251		125	8T4835	129		209
	309		129		130.02		233
8T4194	105		130.02		233		234.02
8T4195	51		184		234.02		310
	93		187		286		310.02
	191		193	8T4896	22	8T5091	335
	225		195		30	8T5360	42
	312		196		38		145
	313		201		41		196
8T4196	49		205		42		233
	185		207		53		234
	251		209		63		234.02
	287		216		71		234.03
8T4200	223		223		90		251
8T4201	288		251		93		338
	291		252		95		339
8T4205	91.02		258		97	8T5361	190
	95		264		106	8T5391	109
	103		286		129	8T5400	359
	105		333		130.02		361
	113		335		131	8T5413	51
	127		337		131.01	8T5677	97
	131.02	8T4224	95		144	8T5913	282
	132.01		97		145	8T5914	282
	139		103		164	8T6462	195
	139.01		109		190	8T6466	225
	144		119		209		291
	199		119.01		221		309
	279		129		223	8T6631	279
	291		130		225	8T6663	233
	296		130.02		229		234.02
	299		130.03		233	8T6684	253
	300		131.02		234	8T6726	57
	301.02		132.01		234.02	8T6762	12
	313		139		234.03		13
	321		139.01		251		13.01
	323		209		253		52
	323.02		217		255		137
	323.04		223		258	8T6763	12
	327		269		259		13
	329		301.02		286		13.01
	329.02		333		288		38
	329.04		335		291	8T6764	12
	330		354		301.02		49
	333	8T4244	60		310		173
	335		110		310.02		174
	359		123		343	8T6765	12
	361		125		354		32

PART NUMBER INDEX

Number	Page	Number	Page	Number	Page	Number	Page
	46		264	8W6885	143	8Y6000	281
	47	8T8920	14	8W6886	143		342
	52	8T8924	201	8W6887	143	8Y6006	341
8T6767	35		209	8X5147	187	8Y6010	341
	46	8T8925	260	8X6973	233	8Y6028	280
8T6876	225		275		234.02	8Y6051	341
	233		276	8Y3792	338	8Y6333	321
	234.02		277		342		323.02
8T6885	245	8T8932	301.02	8Y4200	280		327
	245.02	8T9087	187		342		329.02
8T6895	233	8T9101	22	8Y4501	335	8Y6364	246
	234.02	8T9312	157	8Y4579	335		311
8T6988	233	8T9358	233	8Y4807	335	8Y6386	335
	234.02		234.02	8Y5711	349	8Y6388	291
8T7008	90	8T9368	309	8Y5737	299	8Y6833	341
8T7547	139	8T9371	184		300	8Y6834	341
	139.01	8T9377	144	8Y5746	321	8Y6917	353
	223	8T9378	90		323.02	8Y6918	342
8T8566	113	8T9383	251		327		343
8T8569	113	8T9389	286		329.02	8Y6922	353
8T8641	280	8T9393	192	8Y5874	292	8Y6928	353
8T8729	87		192.01		342	8Y6933	341
	98		251	8Y5877	292	8Y7680	229
	99	8T9397	192.01	8Y5889	341		236
	117		310	8Y5891	341	8Y7683	236
	269		310.02	8Y5892	315		
	270	8T9398	230	8Y5897	280		
	293	8T9405	121	8Y5898	281		
	355		125	8Y5903	341	9B2052	210
8T8730	97	8T9530	366	8Y5904	280	9B2596	54
	107	8T9884	113		281	9B7233	89
	178	8V0003	164	8Y5906	280		91.02
	319	8V0264	190	8Y5928	341		93
	325	8V0615	93	8Y5929	341		117
8T8731	107	8V1026	199	8Y5930	341		132.01
8T8737	117	8V1412	165	8Y5931	341		291
	121	8V1596	330	8Y5932	341		321
	319	8V1597	330	8Y5936	341		323.02
	325	8V1598	330	8Y5937	341	9B7237	63
	355	8V1612	330	8Y5938	341		97
8T8898	251	8V1613	330	8Y5943	292		106
8T8906	229	8V1621	330	8Y5947	292		131
8T8911	221	8V1622	301.02		341		131.01
8T8915	53	8V1623	301.02	8Y5953	338		144
8T8916	233	8V1624	301.02		339		145
	234.02	8V1625	301.02	8Y5972	341		216
8T8917	85	8V1626	301.02	8Y5979	341		251
	201	8V2843	193	8Y5981	341	9C1250	245
	209	8V4277	203	8Y5986	340	9C2361	233
	260	8V5216	230		341		234.02
	264	8V5217	2		342	9C2368	233
	275		230	8Y5988	280		234.02
8T8919	196	8V6072	187	8Y5992	315	9C2370	233
	201		195		341		234.02
	239	8V7659	230	8Y5995	315	9C2372	233
	251	8W0044	41	8Y5998	315		234.02
	258		97	8Y5999	315	9C2393	234

PART NUMBER INDEX

Number	Page	Number	Page	Number	Page	Number	Page
	234.03		130.02	9G8697	300		127
9C2439	255		137	9G8909	93	9L6371	90
9C3293	199		188	9G9150	95	9L6765	52
9C3391	199		234		97	9L6770	89
9C3861	199		234.03		129		91.02
9C4080	164		253		130.02	9L7469	341
9C4197	185	9F4446	22		131.02	9L9098	75
9C4304	213	9F5644	116		132.01	9L9132	319
9C4582	199	9F8125	123		188		325
9C5951	213		125		300	9L9497	165
9C5953	213		127		309	9M0164	353
	214	9F8999	36	9G9152	97	9M1974	32
9C6016	142	9G0280	159		187		33
9C6027	135		161		188		35
9C6029	135	9G0281	159		337		37
	151		161	9G9154	95		52
	152	9G0284	161		129		58
9C6030	135	9G0285	161		130.02		79
	151	9G0286	161		187		181
	152	9G0289	159		255	9M1986	146
9C6041	155	9G0290	159	9G9287	95	9M2341	80
9C6543	143	9G0398	300	9G9288	246	9M2904	30
9C8052	202	9G1182	299		311	9M4335	135
9C8184	133	9G1950	300	9H1113	26		151
	134	9G3659	127	9H5921	17		152
	142	9G3668	97	9H6454	263		159
9C8239	283		138	9J0477	237	9M4355	159
	296		139.02	9J0705	271	9M4584	32
9C8240	283	9G3672	123	9J0707	267	9M4849	32
	290	9G3673	97		271	9M4995	354
	291		138	9J1778	263	9M5137	215
9C8243	283		139.02	9J1979	263	9M5138	215
	284	9G3695	97	9J1985	263	9M5139	215
	313		123	9J1988	263	9M5140	215
9C8285	106		138	9J1991	263	9M5733	199
9C9159	165		139.02	9J2010	248		315
9C9372	104	9G4360	131.02	9J5442	234.04		341
	105		132.01		235	9M6527	47
9C9382	333	9G5127	137	9J5461	263	9M6974	141
	337		144	9J5686	234.04	9M7394	246
9C9598	255	9G5317	155		235	9M7609	113
9C9748	142	9G5867	149	9J5714	239	9M7958	192
9C9840	214	9G6657	98	9J7031	263	9M7959	291
	216	9G6743	159	9J7795	239	9M8406	32
9C9841	214	9G6744	159	9J7814	261		93
	215	9G7412	163	9J8076	234.04		95
9C9842	215	9G7641	117		235		97
9C9843	215		321	9J9330	233		106
9D0630	63		323.02		234.02		125
9D3721	245.02		327		238		129
9D3868	209		329.02		239		130
9D7303	123	9G8020	159	9K3050	188		130.02
	359	9G8451	323	9K9731	230		130.03
9F2247	9		323.04	9L2625	52		131
	89		329	9L5903	52		131.01
9F2978	38		329.04	9L5908	52		279
	129	9G8693	300	9L6074	125		309

PART NUMBER INDEX

Number	Page	Number	Page	Number	Page	Number	Page
9M9886	26	9S2393	89	9T5074	241		354
9N0847	52	9S2396	89	9T5086	242	9U3346	225
9N0869	29	9S2437	89	9T5087	241	9U3396	217
9N0943	89	9S2544	89	9T5091	242	9U3403	351
9N1754	64	9S3263	107	9T5092	241	9U3406	351
9N1995	291	9S3451	89	9T5098	242	9U3448	305
9N3388	73	9S4167	67	9T5100	241	9U3484	305
	74	9S4180	78	9T5107	241	9U3784	2
	75	9S4181	155	9T5110	242		198
	89		157	9T5112	241		199
			265	9T6580	265	9U3983	225
9N5253	98	9S4183	265	9T7202	239	9U4109	205
9N5328	32	9S4185	20	9T8292	263	9U4110	295
9N5765	17		32	9T8409	250	9U4152	351
9N5766	17		239		262	9U4371	131
9N5767	17	9S4190	20		263	9U4400	284
9N5769	8		234	9T8410	263		306
9N6611	22		234.03	9T8560	234.04	9U4648	351
9N6612	14		263		235	9U4737	305
9N9906	261		263	9T9258	247	9U4738	305
9P3041	177	9S4191	42		248	9U4785	2
9P7121	85		66	9T9963	268		310
9P7390	161		67	9U0512	205		310.01
9P7757	159		146		207		310.02
9P7766	149	9S4693	131.02	9U0772	221	9U8615	171
9P8116	159		132.01	9U0773	221	9U8809	42
9P8310	149	9S6130	251	9U0830	223	9U8810	137
9P8516	159	9S6155	237	9U1522	305	9U9387	252
9P8614	161	9S7703	202	9U1591	333	9U9388	252
9P8623	161	9S8001	226	9U1901	195	9U9658	169
9P8626	159		239	9U1906	195	9V0247	201
9P9031	159	9S8002	32	9U1910	195	9V0344	195
9P9083	137	9S8004	226	9U1915	147		199
9P9790	149		270	9U2277	119.01	9V0350	199
9R1948	366	9S8005	270		309	9V0353	199
9R2821	187	9S8006	226	9U2281	283	9V0354	199
9S0247	252	9S8007	181		304	9V0450	195
9S1018	137	9S8009	171		305	9V1777	184
9S1240	90	9S8010	263	9U2506	351	9V1820	184
9S2005	89	9S8748	64	9U2507	351	9V1942	193
9S2006	89	9S8752	30	9U2508	305	9V2410	164
9S2009	89		37	9U2597	305	9V2411	164
9S2011	89		137	9U2771	95	9V2429	164
9S2012	89		141	9U2783	147	9V3829	196
9S2013	89	9S8905	265	9U2786	135	9V3852	196
9S2014	89	9S9830	89	9U2787	135	9V3853	196
9S2248	89	9T1083	234.04		151	9V5174	164
9S2255	89		235		152	9V5954	199
9S2260	89	9T1961	263	9U2788	133	9V6523	196
9S2262	89	9T3096	255		135	9V6524	196
9S2290	89	9T3133	231	9U2789	155	9V6525	196
9S2291	89	9T4543	255	9U2790	155	9V6537	2
9S2292	89	9T5041	242	9U2791	155		196
9S2300	89	9T5042	241	9U2811	121	9V7142	366
9S2301	89	9T5048	242	9U2966	245.02	9V9311	93
9S2302	89	9T5050	241	9U3242	187	9W0335	321
9S2389	89	9T5057	241	9U3246	314		323.02
9S2390	89	9T5067	242				

PART NUMBER INDEX

Number	Page	Number	Page	Number	Page	Number	Page
9W0852	117		245		245.02	9Y8218	21
9W2111	319		245.02	9X5630	106	9Y8219	5
	325		319	9X6395	239		21
9W2653	97		325	9X6451	20	9Y9236	51
9W3072	303	9X2043	123	9X6458	37	9Y9895	23
9W3605	161		199	9X6494	147		
9W5567	177		229	9X6562	366	1	
9W5568	177		291	9X7378	309		
9W6684	157		319	9X7380	309	1003596	135
9W8269	159		325	9X7381	309		152
9W8270	159	9X2044	139	9X7382	279	1003597	135
9W8433	159		139.01		309		152
9W8437	161		218	9X7383	309	1003652	9
9W8765	129		291	9X7384	279	1003868	187
	130.02		303		309	1003965	279
			321	9X7385	285		296
9W9831	177		323.02	9X7743	149		298
9W9940	205		327	9X7849	99		299
	207		329	9X8121	99		300
9X0378	129		329.02	9X8139	99	1004083	178
	130.02		329.04	9X8250	93	1004506	19
9X0391	301.02		205		95	1005496	207
9X1386	150	9X2045	207	9X8256	85	1005568	319
9X1423	323		305		121		325
	323.04		319		125	1005621	365
	329		325		225	1005624	365
	329.04		333		321	1005895	293
9X1439	99		335		323.02		319
	103		337		327		325
9X2027	155		305		329.02	1006493	365
	157	9X2046	319	9X8257	223	1006531	89
9X2038	305		325		225	1006532	89
	319		155	9X8258	185	1006656	89
	321	9X2075	343	9X8399	19	1006657	89
	323.02	9X2125	85	9X8501	20	1006658	89
	325	9X2205	199	9X8600	85	1007335	356
	327	9X2299	234	9X8711	365		361
	329	9X2399	234.03	9X8873	261	1007860	13
	329.02		89		280	1007861	13
	329.04	9X2500	147		281	1008941	225
9X2040	205	9X2617	147	9X8887	183		226
	207	9X2618	147		183.01	1011759	285
	245	9X2836	75		183.02		286
	245.02	9X3064	100		366	1012497	283
	294	9X3352	356	9X8937	113		302
	319	9X3392	99	9X9511	97		303
	325	9X3455	99	9X9643	95	1012640	303
9X2041	121	9X3463	99	9X9720	13	1012850	54
	123	9X3495	95	9Y1798	59	1012867	305
	125		129	9Y1979	32	1013846	225
	127		130.02	9Y3595	68	1016888	207
	205	9X4174	99	9Y4701	28	1016889	205
	207	9X4243	99	9Y6860	78	1016997	205
	319	9X4244	100	9Y7037	28		207
	325	9X4492	231	9Y7149	73	1017034	226
	335	9X4611	113	9Y7524	64	1018087	225
9X2042	205	9X4824	245	9Y8088	21	1018770	279
	207	9X4959		9Y8217			

PART NUMBER INDEX

Number	Page	Number	Page	Number	Page	Number	Page
1018771 299	1028807 97	1049729 335		308
1018772 279	1028811 319	1049730 333		309
1018773 300		325	1049732 333	1063472 309
1018775 299	1029477 365	1049733 335	1063474 309
1018789 309	1029787 268	1052088 42	1063477 309
1019079 343	1030671 321	1052089 42	1063481 309
1020341 299		323.02	1052508 79	1064454 319
1020347 285	1030673 329	1052797 123		325
1020523 321		329.04	1052871 2	1064540 245
1020525 321	1030677 321		42		245.02
	323.02		323.02	1053396 5	1064840 217
	329		327		61	1064841 217
	329.04		329.02	1054346 321	1064842 217
1020528 321	1030678 351		323.02		221
	323.02	1030679 327	1054357 321	1065696 319
1021810 245	1031091 323		323.02		325
	245.02		323.04	1054359 323	1066442 278
1021811 245		329		323.04	1066493 64
	245.02		329.04		329	1066553 187
1021813 321	1032454 13		329.04	1066591 201
	323.02	1035526 98	1054466 61	1067281 278
	327		319	1055148 218		279
	329.02		325		283	1067294 279
1021896 270	1035647 189		284	1067295 279
1021953 245	1036100 309	1056117 217	1067631 51
1022769 6	1036137 90	1056118 217	1067632 51
	38	1036330 351	1057704 225	1067633 58
1024129 121	1038091 216	1058150 294	1067634 278
	127	1039425 321	1058151 294		286
1024130 121		323.02	1058827 116	1067783 201
	127		327		309	1068552 109
1026291 37		329.02	1058896 229		110
1026317 353	1042091 291	1059772 17	1068957 5
1027529 323	1043601	.. 245.02	1060430 225		34
	323.04	1044253 73	1060553 181	1068958 34
	329	1044254 73	1060621 284	1069561 335
	329.04	1044272 270		288	1070006 95
1027610 365	1044273 270	1060623 288		131.02
1027611 365	1045483 195	1060624 325		132
1028438 35	1045512 10	1061036 319		132.01
	36	1045518 10		325	1070020 2
1028439 4	1045527 10	1061430 201		128
	36	1045530 10	1061793 56		129
1028440 4	1045970 178	1062047 183		130
	37	1046727 181		183.01		130.01
1028441 37	1046729 140		183.02		130.02
1028802 99	1046730 140	1062048 183		130.03
	118	1047036 205		183.01	1070033 97
	353		207		183.02	1070066	.. 131.02
1028805 98	1047174 284	1062359 228	1070106 93
	123		294		229	1070107 129
	269	1047177 294		314		130.02
	270	1047179 329	1062360 314	1070265 13
	293		329.04		330		13.01
	355	1047180 294	1062433 330	1070268 13
1028806 117	1047183 294	1062475 299		13.01
	121	1048617 225	1063470 278	1071007 129

PART NUMBER INDEX

Number	Page	Number	Page	Number	Page	Number	Page
	130.02	1085196 225	1105060 347	1118009 4
1071964 319	1085197 225		349		30
	325	1085203 221	1105061 347	1118010 38
1072206 17	1085204 223		349	1118015 13
1073156 93	1085205 223	1105062 347	1118436 125
1073487 166	1085207 223		349	1119855 123
1073488 166	1085208 221	1105063 347	1120881 41
1073827 264	1085210 223		349	1121733 121
1073828 264	1085616 130	1105064 347		125
	270		130.03		349	1123002 319
1073837 266	1088100 223	1105065 347		325
1073846 240	1088421 341		349	1123003 319
	266	1088423 341	1105066 347		325
1074029 270	1088424 341		349	1123632 161
1074030 270	1088426 341	1105067 347	1123818 161
1074043 270	1089422 55		349	1124511 161
1074061 270	1090267 129	1105068 347	1124550 107
1074092 269		130.02		349	1124577 341
	270	1091656 344	1105071 347	1125585 161
1074109 278	1091668 225		349	1128041 161
1074430 269	1091739 269	1105072 347	1130899 341
	270		270		349	1130905 245
1074990 269	1094733 32	1105073 347	1131064 57
	270	1094854 240		349	1134309 53
1075011 270		270	1105074 347	1135369 5
1075012 270	1094858 240		349		75
1075013 269	1094859 240	1105324 269	1135946 309
	270	1094871 240	1105385 205	1136378 257
1075615 270	1096280 121		207	1137924 61
1076219 138		127	1105465 269	1138319 61
	139	1097670 333	1105468 269	1139232 344
1077977 90	1100553 121	1105476 269		348
	91.01		125	1105800 10	1139234 243
	91.02	1101244 266	1106118 269	1141151 212
1078449 140		269	1106141 269		225
1078522 305	1101245 266	1106393 278	1142687 31
1078563 166	1101488 135	1106465 107	1143364 75
1078564 166		151	1108979 333	1143905 299
1081615 333		152	1113769 78	1145180 235
1082073 183	1103392 269		83	1145190 235
1082074 183.02	1103424 269	1113770 78	1145334 309
1082191 284	1103775 269	1113771 78	1148718 78
	344	1103886 269	1113773 327	1149410 283
1082192 344	1103887 269		329.02		348
	346	1104905 269	1113774 327	1149411 348
	347	1105050 349		329.02		349
1082556 139	1105051 347	1114662 335	1151249 83
	139.01	1105052 347		337	1152086 85
1082832 225		349	1114676 351	1153358 64
1082833 187	1105053 349	1114679 335	1157536 5
1082937 255	1105054 347		337		82
1083029 139	1105056 347	1114681 283		83
	139.01		349		350	1157550 12
	314	1105057 349		351	1157559 47
1083262 190	1105058 347	1115162 64	1157560 47
1085194 225	1105059 347		83		48
1085195 225		349	1115163 64	1163816 268

PART NUMBER INDEX

Number	Page	Number	Page	Number	Page	Number	Page
1163823 268	1187485 205	1198767 234		
1164491 41	1187488 207		234.03	1213877 157
1164681 246	1187490 207		235	1214454 85
1166816 268	1189086 265	1204319 201	1216194 225
1167472 177		268	1204322 201	1216523 2
1167474 177	1189163 47	1204324 201		202
1167553 13	1190001 3	1207506 2	1216633 225
	13.01	1190011 2		200	1219191 125
1167556 5		3		201	1221270 120
	48	1190401 3	1210145 20		121
1168743 295		250	1210938 265		122
	314	1190411 3	1213052 2		123
1169524 268		162		102		284
1171253 163	1191054 157		103	1221271 123
1171387 121	1191055 157	1213053 2	1221748 245
	125	1191083 133		84		245.02
1171401 283		134		85		270
	332		147	1213063 2	1222383 124
	333	1191084 147		71		125
	334	1191086 134	1213065 2		126
	335		162		314		127
1171402 333	1191089 134	1213067 2		283
1171408 337		156		232	1222384 321
1171409 284		157		233		323.02
	336	1191090 157		234		327
	337	1191091 157		234.01		329.02
1171859 291	1191092 157		234.02	1223495 185
1173271 135	1191095 134		234.03	1223498 321
	152		151	1213068 2		323.02
1174659 291	1191096 151		40		327
1175237 264		152		41		329.02
	265	1191097 151	1213069 2	1223499 144
1175976 348		152		189	1223500 144
1177800 212	1191098 151		189.01	1223501 144
1177826 159		152	1213071 2	1223767 171
1178608 319	1191200 133		185	1223768 161
	325		142	1213072 2	1223774 162
1179162 279	1191733 125		188		172
1180287 177	1195727 169	1213176 162	1223775 158
1180403 195	1197027 343		216		159
1180405 195		352	1213177 144		160
1181312 239		353		162		161
1181747 229	1198086 235	1213179 162		172
1182247 257	1198116	.. 234.04		182	1224210 3
1184341	.. 234.04	1198627 2	1213180 250		4
	235		208		251		5
1184706 265		209	1213182 250	1224617 339
	271		210		260		342
1184940 327	1198628 210	1213184 250	1224754 189
	329.02	1198632 210		264		189.01
1184941 329	1198670 210	1213188 250	1224767	.. 192.01
	329.04	1198677 210		254	1224770 250
1184942 327	1198678 209		255		253
	329.02	1198680 210	1213572 283	1224880 170
1185194 299	1198688 209		358		171
1185195 299	1198690 210		359		172
1187484 205	1198700 209		360	1226153 157

PART NUMBER INDEX

Number	Page	Number	Page	Number	Page	Number	Page
1226658 163	1231140 319	1235955 251	1247127 353
	172		325	1235956 251	1247128 353
1226660 163	1231141 325	1235957 255	1247129 353
1227122 250	1231142 321	1235961 243	1252401 125
1227123 249		323.02		249	1255781 191
	250	1231143 321	1235964 249	1255783 191
1227125 2		323.02		259	1255784 191
	192.01	1231144 327	1235966 24	1255785 191
1227187 140		329.02	1235970 24	1255786 191
	172	1231145 314		25	1255787 191
1227188 140	1231146 327	1235975 25	1256959 218
	180		329.02	1235977 25	1256960 218
	181	1231147 323	1236449	.. 119.01	1256997 95
1228687 366		323.04	1236765 260	1256999 2
1229405 74		329		261		92
1229542	.. 192.01		329.04	1237646 234		93
1230384 221	1231148 323		234.03		94
1230386 225		323.04	1237774 53		95
1231028 199		329		54		96
1231030 199		329.04	1237775 52		97
1231130 283	1231150 284	1238157 353	1260658 243
	314		314	1238352 137	1260659 245
1231131 204	1231280 201	1239128 353		245.02
	205	1232297 209	1239131 353	1271960 142
	314	1232922 249	1239768 202	1275537 37
1231132 283		256	1239813 85	1279095 142
	317		257	1240176 251	1279096 142
	318	1232993 97	1240312 299	1279712 366
	319	1233470 364	1242929 253	1280613 353
1231133 283		365	1242930 251	1282374	.. 131.01
	320		366	1242931 251	1282480 148
	321	1234003 155	1242933 233		149
	322		157		234.02		150
	323	1234920 268	1243503 242		172
	323.01	1234921 268		261	1282565 133
	323.02	1234922 268	1243542 2		162
	323.03	1235108 268		191	1282566 133
	323.04	1235149 264	1244410 255		154
1231134 284	1235937 253	1244411 255		155
	324	1235938 253	1244412 234	1282567 133
	325	1235939 259		234.03		152
1231136 206	1235940 259	1244413 234	1282678 347
	207	1235941 41		234.03		349
	314	1235942 41	1244414 71	1282730 177
1231137 284	1235943 41	1244415 71	1282758 176
	326	1235944 41	1244449 233		177
	327	1235945 233		234.02		181
	328	1235946 233	1244450 233	1283555 93
	329	1235947 233		234.02	1283557 2
	329.01		234.02	1245751 244		219
	329.02	1235948 233		245		220
	329.03		234.02		245.01		221
	329.04	1235949 251		245.02		222
1231138 319	1235950 251		314		223
	325	1235951 251	1246329 353		224
1231139 319	1235952 251	1247125 353		225
	325	1235953 251	1247126 353	1284402 233

PART NUMBER INDEX

Number	Page	Number	Page	Number	Page	Number	Page
	234.02	1325783 195	3		9	
1286127 145	1325785 195	300167 271	908416 225
	162	1325786 195	307946 72	908865 351
1286752 2	1326534 300	307947 67	911745 225
	186	1326596 147		72	92062 261
	187	1328237 157	307948 258	926022 255
1286753 187	1333561 103	308194 79		257
1286983 99	1337609 133	308535 263	950673 155
	105	1339200	.. 245.02	309612 91.02		157
1287379 2	1339690	.. 132.01	309613 212	950878 341
	119.01	1340641 56	310216 69	966166 121
1287794 76	1340658 35		330		125
1287796 76	1343036 5	310219 52	988968 123
1287984 5	1343037 5	32143 51		125
	76	1343038 5		310		127
1288104 182	1343040 5		310.02		
1288105 182	1345932	.. 323.02	329828 319		
1290357 20	1345933	.. 329.02		325		
1291977 209	1347258 366	335879 83		
1293178 279	1354737 145		271		
	300	1357989 5	336028 264		
1295839 233	1360430 202	336036 271		
	234.02	1361688 121	343557 52		
1295844 233		125	344160 301.02		
	234.02	1366945 5	346254 187		
1297253 338	1367823	.. 139.01	353360 171		
	348		139.02	354866 187		
1300171 365	1369274	.. 245.02	369821 113		
1300172 365	1371258	.. 189.01	369823 113		
1303374 55	1373886 311	397601 236		
1309209 157	1377722 319				
1309210 157		325	5			
1309247 41	1384814 225				
1309248 41	1390178	.. 132.01	54362 71		
1309473 41	1394682 217	6			
1310784 107	1395937	.. 245.02				
	130.02	1396081	.. 234.02				
1310835 218	1396082	.. 234.02	616711 159		
1311258 49	1396086	.. 234.02	617540 173		
1311260 49	1396087	.. 234.02		174		
1311261 49	1396948 71	618803 341		
	51	1396949 71	619457 241		
1311266 6	140816 117	643843 169		
	50		321	647310 242		
	51		323.02	647311 242		
1311267 3	1411546 173	65707 63		
	6			672551 71		
1316645 44	2		673161 161		
1318737 6	26453 310	688093 161		
	22		310.02	688993 187		
1321222	.. 91.02				279		
1321223	.. 91.02	271287 165	692535 212		
1321224	.. 91.02			692536 212		
1321225	.. 91.02						
1321228	.. 91.02						
1321229	.. 91.02						
1321230	.. 91.02						

RECOMMENDED CHANGES TO EQUIPMENT PUBLICATIONS



THEN - JOT DOWN THE INFO ON THIS FORM—TEAR OUT THIS PAGE—FOLD IT—AND DROP IT IN THE MAIL!

SOMETHING WRONG WITH THIS PUBLICATION?

FROM: (IMPRINT YOUR UNIT'S COMPLETE ADDRESS)

DATE SENT:

PUBLICATION NUMBER

TM 5-3805-380-24P

PUBLICATION DATE

12 August 1999

PUBLICATION TITLE

HIGH SPEED COMPACTOR, MODEL 815F

BE EXACT...PINPOINT WHERE IT IS

IN THIS SPACE, TELL WHAT IS WRONG AND WHAT SHOULD BE DONE ABOUT IT:

PAGE NO.	PARA-GRAPH	FIGURE NO.	TABLE NO.
1-3	1-6		
3-1	3-3		
3-18	3-10		

Part unit illustration shows suction hose item 3 as two hoses coupled together. Reason: suction hose is now one hose.

Text refers to cleaning solvent item 7, App. D in Extendable Supplies Section. Reason: Should be item 10, App. D.

Blender hose illustration is not accurate as shown. Reason: Blender hose should show quick-disconnect couplings at both ends.

SAMPLE

PRINTED NAME, GRADE OR TITLE, AND TELEPHONE NUMBER

SSG. TED RYBA 671-3681

SIGN HERE:

SSG Ted Ryba

DA FORM 2028-2
1 JUL 79

PREVIOUS EDITIONS ARE OBSOLETE.

P.S. IF YOUR OUTFIT WANTS TO KNOW ABOUT YOUR RECOMMENDATION, MAKE A CARBON COPY OF THIS AND GIVE IT TO YOUR HEADQUARTERS.

TEAR ALONG PERFORATED LINE

FILL IN YOUR
UNIT'S ADDRESS
↓

FOLD BACK

DEPARTMENT OF THE ARMY



OFFICIAL BUSINESS

NO POSTAGE
NECESSARY
IF MAILED
IN THE
UNITED STATES

BUSINESS REPLY MAIL
FIRST CLASS BRM PERMIT NO. 82 ROCK ISLAND, IL

POSTAGE WILL BE PAID BY ROCK ISLAND ARSENAL




HQ, US ARMY TANK-AUTOMOTIVE AND
ARMAMENTS COMMAND
ATTN: AMSTA-LC-CI (TECH PUBS CONTROL POINT)
ROCK ISLAND, IL 61201-9948

TEAR ALONG PERFORATED LINE



RECOMMENDED CHANGES TO EQUIPMENT TECHNICAL PUBLICATIONS



SOMETHING WRONG WITH THIS PUBLICATION?

THEN... JOT DOWN THE DOPE ABOUT IT ON THIS FORM. CAREFULLY TEAR IT OUT. FOLD IT AND DROP IT IN THE MAIL!

FROM: (PRINT YOUR UNIT'S COMPLETE ADDRESS)

DATE SENT

PUBLICATION NUMBER
TM 5-3805-380-24P

PUBLICATION DATE
12 August 1999

PUBLICATION TITLE
HIGH SPEED COMPACTOR, MODEL 815F

BE EXACT... PIN-POINT WHERE IT IS				IN THIS SPACE TELL WHAT IS WRONG AND WHAT SHOULD BE DONE ABOUT IT:
PAGE NO	PARA-GRAPH	FIGURE NO	TABLE NO	

PRINTED NAME, GRADE OR TITLE, AND TELEPHONE NUMBER

SIGN HERE:

FILL IN YOUR
UNIT'S ADDRESS

FOLD BACK

DEPARTMENT OF THE ARMY




OFFICIAL BUSINESS

NO POSTAGE
NECESSARY
IF MAILED
IN THE
UNITED STATES

BUSINESS REPLY MAIL
FIRST CLASS BRM PERMIT NO. 82 ROCK ISLAND, IL

POSTAGE WILL BE PAID BY ROCK ISLAND ARSENAL



HQ, US ARMY TANK-AUTOMOTIVE AND
ARMAMENTS COMMAND
ATTN: AMSTA-LC-CI (TECH PUBS CONTROL POINT)
ROCK ISLAND, IL 61201-9948

TEAR ALONG PERFORATED LINE



RECOMMENDED CHANGES TO EQUIPMENT TECHNICAL PUBLICATIONS

SOMETHING WRONG WITH THIS PUBLICATION?



THEN... JOT DOWN THE DOPE ABOUT IT ON THIS FORM. CAREFULLY TEAR IT OUT. FOLD IT AND DROP IT IN THE MAIL!

FROM: (PRINT YOUR UNIT'S COMPLETE ADDRESS)

DATE SENT

PUBLICATION NUMBER

TM 5-3805-380-24P

PUBLICATION DATE

12 August 1999

PUBLICATION TITLE

HIGH SPEED COMPACTOR, MODEL 815F

BE EXACT... PIN-POINT WHERE IT IS

PAGE NO	PARA-GRAPH	FIGURE NO	TABLE NO

IN THIS SPACE TELL WHAT IS WRONG AND WHAT SHOULD BE DONE ABOUT IT:

PRINTED NAME, GRADE OR TITLE, AND TELEPHONE NUMBER

SIGN HERE:

DA FORM 2028-2
1 JUL 79

PREVIOUS EDITIONS ARE OBSOLETE.

P.S.--IF YOUR OUTFIT WANTS TO KNOW ABOUT YOUR RECOMMENDATION MAKE A CARBON COPY OF THIS AND GIVE IT TO YOUR HEADQUARTERS.

FILL IN YOUR
UNIT'S ADDRESS
↓

FOLD BACK

DEPARTMENT OF THE ARMY




OFFICAL BUSINESS

NO POSTAGE
NECESSARY
IF MAILED
IN THE
UNITED STATES

BUSINESS REPLY MAIL
FIRST CLASS BRM PERMIT NO. 82 ROCK ISLAND, IL

POSTAGE WILL BE PAID BY ROCK ISLAND ARSENAL




HQ, US ARMY TANK-AUTOMOTIVE AND
ARMAMENTS COMMAND
ATTN: AMSTA-LC-CI (TECH PUBS CONTROL POINT)
ROCK ISLAND, IL 61201-9948

TEAR ALONG PERFORATED LINE



RECOMMENDED CHANGES TO EQUIPMENT TECHNICAL PUBLICATIONS



SOMETHING WRONG WITH THIS PUBLICATION?

THEN... JOT DOWN THE DOPE ABOUT IT ON THIS FORM. CAREFULLY TEAR IT OUT. FOLD IT AND DROP IT IN THE MAIL!

FROM: (PRINT YOUR UNIT'S COMPLETE ADDRESS)

DATE SENT

PUBLICATION NUMBER
TM 5-3805-380-24P

PUBLICATION DATE
12 August 1999

PUBLICATION TITLE
HIGH SPEED COMPACTOR, MODEL 815F

BE EXACT... PIN-POINT WHERE IT IS				IN THIS SPACE TELL WHAT IS WRONG AND WHAT SHOULD BE DONE ABOUT IT:
PAGE NO	PARA-GRAPH	FIGURE NO	TABLE NO	

PRINTED NAME, GRADE OR TITLE, AND TELEPHONE NUMBER

SIGN HERE:

DA ^{FORM} 2028-2
1 JUL 79

PREVIOUS EDITIONS ARE OBSOLETE.

P.S.--IF YOUR OUTFIT WANTS TO KNOW ABOUT YOUR RECOMMENDATION MAKE A CARBON COPY OF THIS AND GIVE IT TO YOUR HEADQUARTERS.

FILL IN YOUR
UNIT'S ADDRESS



FOLD BACK

DEPARTMENT OF THE ARMY




OFFICAL BUSINESS

NO POSTAGE
NECESSARY
IF MAILED
IN THE
UNITED STATES

BUSINESS REPLY MAIL
FIRST CLASS BRM PERMIT NO. 82 ROCK ISLAND, IL

POSTAGE WILL BE PAID BY ROCK ISLAND ARSENAL




HQ, US ARMY TANK-AUTOMOTIVE AND
ARMAMENTS COMMAND
ATTN: AMSTA-LC-CI (TECH PUBS CONTROL POINT)
ROCK ISLAND, IL 61201-9948

TEAR ALONG PERFORATED LINE



By Order of the Secretary of the Army:

Official:



JOEL B. HUDSON

*Administrative Assistant to the
Secretary of the Army*

9921701

ERIC K. SHINSEKI
*General, United States Army
Chief of Staff*

DISTRIBUTION: To be distributed in accordance with the initial distribution number (IDN) 256539, requirements for TM 5-3805-380-24P.

THE METRIC SYSTEM AND EQUIVALENTS

<p>Linear Measure</p> <p>1 Centimeter = 10 Millimeters = 0.01 Meters = 0.3937 Inches 1 Meter = 100 Centimeters = 1000 Millimeters = 39.37 Inches 1 Kilometer = 1000 Meters = 0.621 Miles</p> <p>Weights</p> <p>1 Gram = 0.001 Kilograms = 1000 Milligrams = 0.035 Ounces 1 Kilogram = 1000 Grams = 2.2 Pounds 1 Metric Ton = 1000 Kilograms = 1 Megagram = 1.1 Short Tons</p> <p>Liquid Measure</p> <p>1 Milliliter = 0.001 Liters = 0.0338 Fluid Ounces 1 Liter = 1000 Milliliters = 33.82 Fluid Ounces</p>	<p>Square Measure</p> <p>1 Sq Centimeter = 100 Sq Millimeters = 0.155 Sq Inches 1 Sq Meter = 10,000 Sq Centimeters = 10.76 Sq Feet 1 Sq Kilometer = 1,000,000 Sq Meters = 0.386 Sq Miles</p> <p>Cubic Measure</p> <p>1 Cu Centimeter = 1,000 Cu Millimeters = 0.06 Cu Inches 1 Cu Meter = 1,000,000 Cu Centimeters = 35.31 Cu Feet</p> <p>Temperature</p> <p>$9/5 C^{\circ} + 32 = F^{\circ}$ $5/9 (F - 32) = C^{\circ}$ 212° Fahrenheit is equivalent to 100° Celsius 90° Fahrenheit is equivalent to 32.2° Celsius 32° Fahrenheit is equivalent to 0° Celsius</p>
--	---

APPROXIMATE CONVERSION FACTORS

To Change	To	Multiply By
Inches	Centimeters	2.540
Feet	Meters	0.305
Yards	Meters	0.914
Miles	Kilometers	1.609
Sq Inches	Sq Centimeters	6.451
Sq Feet	Sq Meters	0.093
Sq Yards	Sq Meters	0.836
Sq Miles	Sq Kilometers	2.590
Acres	Sq Hectometers	0.405
Cubic Feet	Cubic Meters	0.028
Cubic Yards	Cubic Meters	0.765
Fluid Ounces	Milliliters	29.573
Pints	Liters	0.473
Quarts	Liters	0.946
Gallons	Liters	3.785
Ounces	Grams	28.349
Pounds	Kilograms	0.454
Short Tons	Metric Tons	0.907
Pound-Feet	Newton-Meters	1.356
Pounds per Sq Inch	Kilopascals	6.895
Miles per Gallon	Kilometers per Liter	0.425
Miles per Hour	Kilometers per Hour	1.609

To Change	To	Multiply By
Centimeters	Inches	0.394
Meters	Feet	3.280
Meters	Yards	1.094
Kilometers	Miles	0.621
Sq Centimeters	Sq Inches	0.155
Sq Meters	Sq Feet	10.764
Sq Meters	Sq Yards	1.196
Sq Kilometers	Sq Miles	0.386
Sq Hectometers	Acres	2.471
Cubic Meters	Cubic Feet	35.315
Cubic Meters	Cubic Yards	1.308
Milliliters	Fluid Ounces	0.034
Liters	Pints	2.113
Liters	Quarts	1.057
Liters	Gallons	0.264
Grams	Ounces	0.035
Kilograms	Pounds	2.205
Metric Tons	Short Tons	1.102
Newton-Meters	Pound-Feet	0.738
Kilopascals	Pounds per Sq Inch	0.145
Kilometers per Liter	Miles per Gallon	2.354
Kilometers per Hour	Miles per Hour	0.621

